

KITCHEN ELECTRICAL NOTES

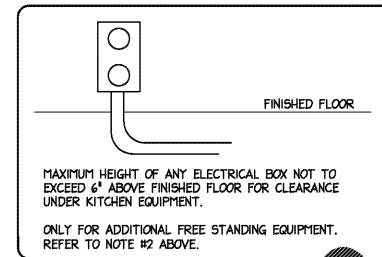
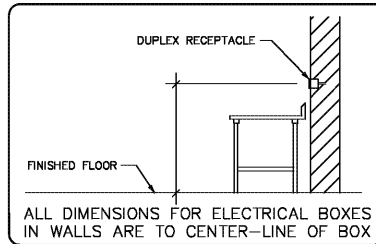
1. ALL ROUGH-INS ARE FIGURED TO COME OUT OF THE FLOOR OR WALLS AND ARE SHOWN APPROXIMATELY WHERE THEY OCCUR IN THE FIXTURE.
2. ALL CONDUIT TO BE ROUGHED IN THE WALLS RATHER THAN UP THROUGH THE FLOOR WHENEVER POSSIBLE.
3. ALL MEASUREMENTS TAKEN FROM FINISHED WALLS OR CENTERLINE OF COLUMNS.
4. ALL DIMENSIONS TAKEN FROM FLOOR LINE MAY INCREASE TWO(2) INCHES OR DECREASE ONE(1) INCH WITH LEG ADJUSTMENT.
5. ALL MECHANICAL STUBBING IN CENTER OF FLOOR TO BE SIX(6) INCHES OR LESS TO CLEAR EQUIPMENT BASES, THEN BRANCH TO FINAL CONNECTION.
6. PROVIDE ELECTRICAL SERVICE FOR AUTOMATIC FIRE EXTINGUISHER SYSTEM FROM ELECTRICAL PANELS TO VENTILATING HOODS AND TO CHEMICAL TANK LOCATIONS; BY ELECTRICAL CONTRACTOR.
7. ALL ELECTRICALLY FIRED AND ELECTRICALLY POWERED COOKING EQUIPMENT REQUIRES A SHUNT TRIP BREAKER AND WIRING THROUGH MICRO SWITCHES IN FIRE SYSTEM SUPPLIED BY ELECTRICAL CONTRACTOR.
8. WHERE LOCAL CODES REQUIRE DISCONNECTS, ELECTRICIAN TO LOCATE AND PROVIDE REQUIRED CLEARANCES.
9. EXHAUST FANS ARE NOT SUPPLIED WITH STARTERS/DISCONNECTS OR SWITCHES. ELECTRICAL CONTRACTOR TO FURNISH AND CONNECT.
10. SIZING OF ELECTRICAL PANELS TO BE DETERMINED BY ELECTRICAL CONTRACTOR OR ENGINEER.
11. ELECTRICAL CONTRACTOR TO PROVIDE AND INSTALL WATERPROOF MICRO SWITCH FOR AUTOMATIC OPERATION OF INSECT CONTROL FAN.
12. THE ROUGH-INS SHOWN ON THIS DRAWING ARE REQUIRED FOR OPERATION OF EQUIPMENT SUPPLIED BY FOODCRAFT EQUIPMENT CO. ACCORDING TO MANUFACTURERS SPECIFICATIONS. THESE ROUGH-INS ARE MANUFACTURERS REQUIREMENTS FOR OPERATION OF THE EQUIPMENT ONLY. FOODCRAFT WILL NOT BE LIABLE FOR ANY DEVIATION FROM THESE ROUGH-INS. IT SHALL BE THE RESPONSIBILITY OF THE MECHANICAL TRADES TO ENSURE THAT SUPPLY LINES, WASTES, CARRY-OFF, WIRE SIZES, ETC., MEET ALL LOCAL CODES.

LEGEND - ELECTRICAL CONNECTIONS

- ⊕ DUPLEX RECEPT., 120-VOLT, GROUND TYPE
- ⊖ SPECIAL PURPOSE OUTLET, 120-VOLT, GROUND TYPE
- ⊙ SPECIAL PURPOSE OUTLET, 208/240-VOLT AS INDICATED, GROUND TYPE
- ⊕ JUNCTION BOX
- ⊖ ELECTRICAL CONDUIT, STUB AS INDICATED FOR DIRECT CONNECTION
- ⊙ FLOOR/CEILING RECEPTACLE AS INDICATED
- FIELD WIRING, EXPOSED RIGID WATER TIGHT CONDUIT
- - - FIELD WIRING, CONCEALED IN WALL, FLOOR, OR CEILING
- ⊕ 6"x6" PITCH POCKET BY G.C.

ABBREVIATIONS

- AFF - ABOVE FINISHED FLOOR
- BTC - BRANCH TO CONNECTION
- SU - STUB UP
- DFA - DROP FROM ABOVE
- HP - HORSE POWER
- KW - KILOWATTS
- FLA - FULL LOAD AMPS
- JB - JUNCTION BOX
- DCO - DUPLEX CONVENIENCE OUTLET
- SCO - SIMPLEX CONVENIENCE OUTLET



PROVIDE RECEPTACLE AT PYLON SIGN. FIELD COORDINATE EXACT LOCATION WITH CIVIL PLANS.

NO COMBUSTIBLE MATERIALS ALLOWED WITH 18" OF KITCHEN HOODS. ALL PIPING LOCATED IN WALLS BEHIND HOODS, AND WITHIN 18" OF HOOD, SHALL BE CONSTRUCTED OF NONCOMBUSTIBLE MATERIALS.

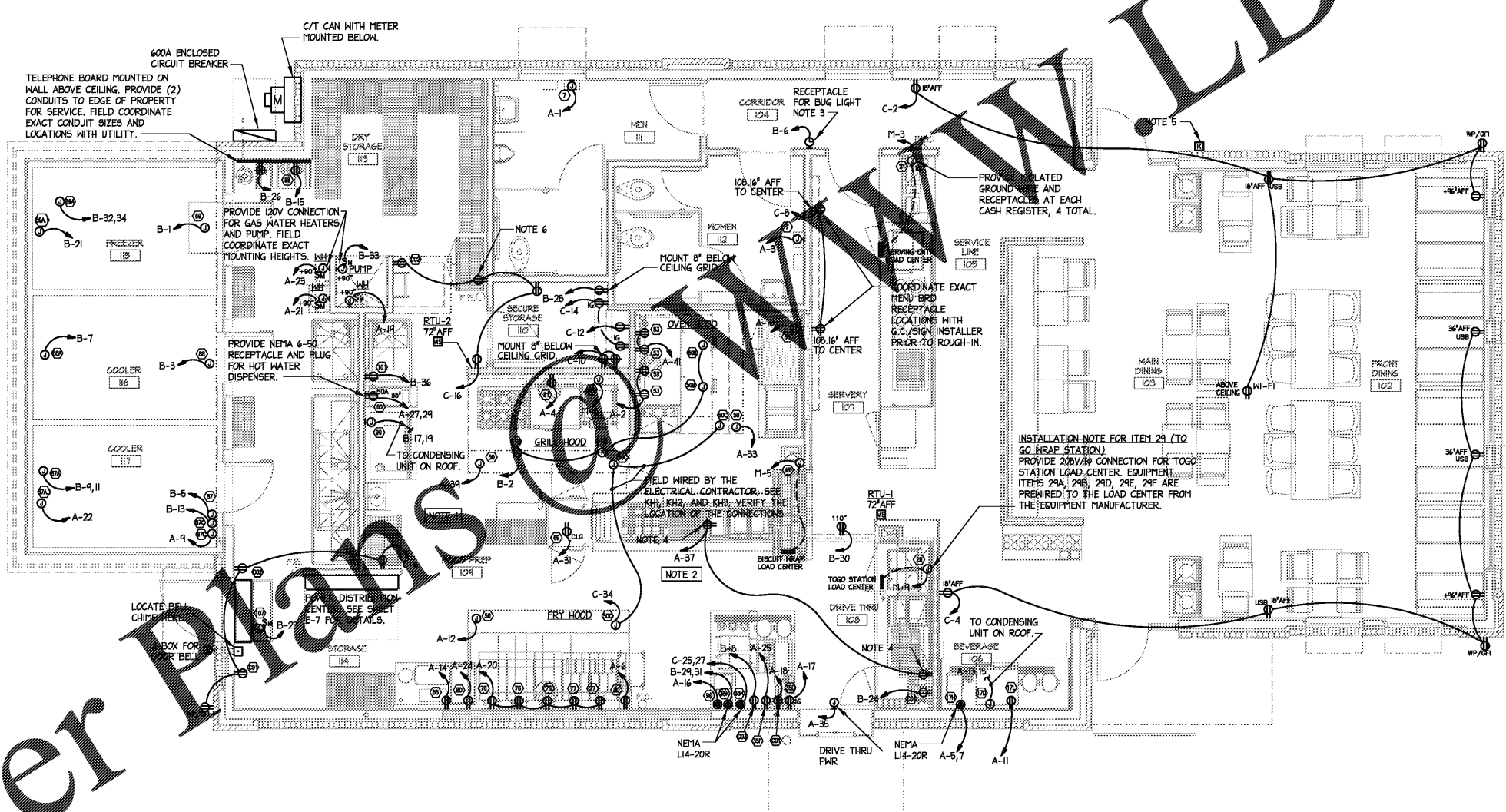
NO PIPING OR DUCTWORK SHALL BE LOCATED OVER ELECTRICAL PANELS. CONTRACTOR TO VERIFY IN FIELD WITH OTHER TRADES.

NOTE: SEE HOOD DRAWINGS FOR ELECTRICAL REQUIREMENTS FOR HOOD LIGHTS, SWITCHES AND FIRE SYSTEM

NOTE: VERIFY IN FIELD THE LOCATION OF ALL ROOF TOP EQUIPMENT PRIOR TO INSTALLATION WITH ARCHITECT AND OR OWNER

THE ROUGH-INS SHOWN ARE FOR EQUIPMENT SUPPLIED BY FOODCRAFT EQUIPMENT COMPANY ONLY. CHECK WITH OWNER FOR ROUGH-IN LOCATIONS FOR EQUIPMENT BY OTHERS AND EXISTING EQUIPMENT. ROUGH-INS SHOWN FOR EQUIPMENT NOT SUPPLIED BY FOODCRAFT MUST BE VERIFIED WITH AND APPROVED BY OWNER. CONVENIENCE OUTLETS MUST BE VERIFIED WITH AND APPROVED BY OWNER.

THE ARCHITECT/ENGINEER DOES NOT DEFINE THE SCOPE OF INDIVIDUAL TRADES, SUBCONTRACTORS, MATERIAL SUPPLIERS, OR VENDORS. ANY SHEET NUMBERING SYSTEM USED WHICH IDENTIFIES DISCIPLINES IS SOLELY TO SEPARATE ARCHITECTS AND ENGINEERS SCOPE. IT DOES NOT DEFINE A SUBCONTRACTORS SCOPE OF WORK. ANY DISCREPANCIES BETWEEN DRAWINGS, SPECIFICATIONS, CODES OR CONSTRUCTION SEQUENCING SHALL BE BROUGHT TO THE ATTENTION OF THE ARCHITECT PRIOR TO PROCEEDING. NO CONSIDERATION WILL BE GIVEN TO REQUESTS FOR CHANGE ORDERS FOR FAILURE TO OBTAIN AND REVIEW THE COMPLETE SET OF CONSTRUCTION DOCUMENTS, OR FOR FAILURE TO SEEK INTERPRETATION FROM ARCHITECT FOR DISCREPANCIES.



1 FLOOR PLAN-POWER
1/4"=1'-0"

- NOTES:**
1. ALL 15A AND 20A RECEPTACLES IN KITCHEN SHALL BE GFI PROTECTION.
 2. SEE KITCHEN CONSULTANT DRAWINGS FOR EXACT PLACEMENT AND DIMENSIONS OF ALL ELECTRICAL DEVICES.
 3. PROVIDE HORIZONTAL RECEPTACLE CENTERED AT 83 1/2" AFF FOR BUG LIGHT. (BUG LIGHT BY OWNER)
 4. PROVIDE RECEPTACLE ABOVE CEILING FOR POS MONITOR.
 5. PROVIDE RECESSED KNOK BOX PER LOCAL FIRE DEPARTMENT REQUIREMENTS.
 6. MOUNT AT 66" AFF FOR HEADSET CHARGER. FIELD COORDINATE EXACT LOCATION WITH G.C. AND OWNER PRIOR TO ROUGH-IN.

NOT FOR CONSTRUCTION
PRELIM-BUDGET

BOJANGLES' 14 RESTAURANT
HUDSON BRIDGE ROAD
AT WILLIS DRIVE
STOCKBRIDGE, GEORGIA

NOT FOR CONSTRUCTION
PRELIM-BUDGET

ISSUE DATE: 02-08-2019
REVISION 1: ---
REVISION 2: ---
REVISION 3: ---
REVISION 4: ---

PROJECT #: 18-164-000
CONTENT: ELECTRICAL POWER PLAN

PROJECT ENGINEER: SABER

DRAWN BY: RPL

CADD FILE NAME: ESD-1901-14-E03.dwg

THIS DRAWING AND THE DESIGN SHOWN ARE THE PROPERTY OF BOJANGLES RESTAURANTS INC. THE REPRODUCTION OR USE OF THIS DRAWING WITHOUT THEIR WRITTEN CONSENT IS PROHIBITED. ANY INFRINGEMENT IS SUBJECT TO LEGAL ACTION.

Sheet
E-3

421 Penman Street, Suite 200, Charlotte, NC 28203
Email: esd@esdarch.com • Phone: 704-373-1900

Order Plans