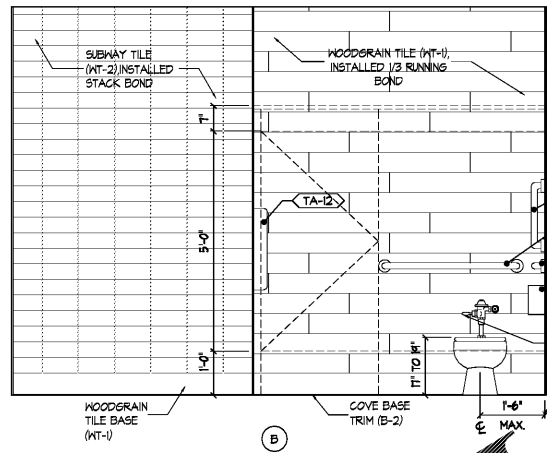
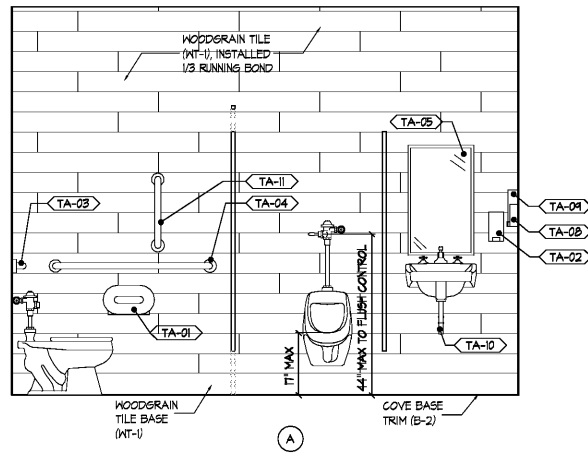
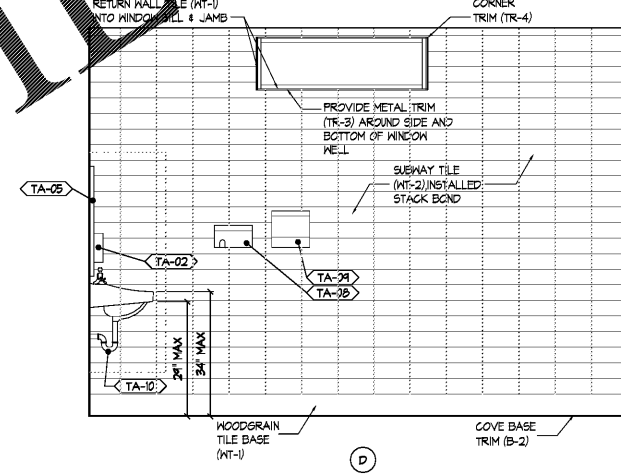
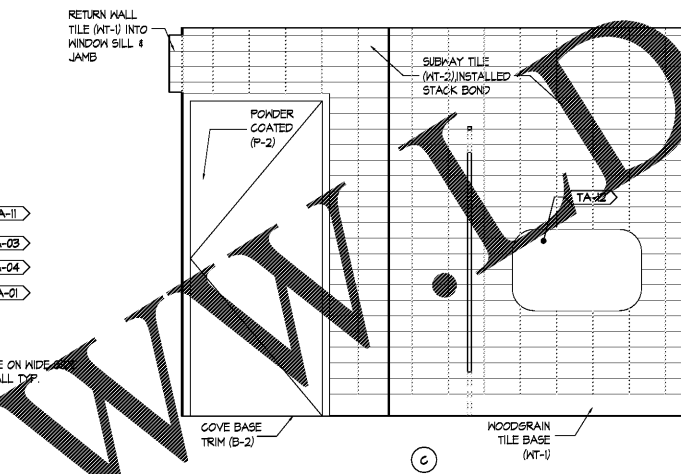


4 INT. ELEVATION RM 112 WOMEN'S
SCALE: 1/2"=1'-0"



3 INT. ELEVATION RM 111 MEN'S
SCALE: 1/2"=1'-0"

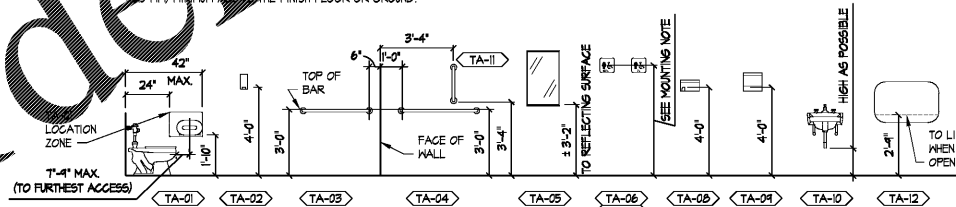


NOTE: REFER TO A-6-1 FOR LEGEND OF FINISHES LISTED

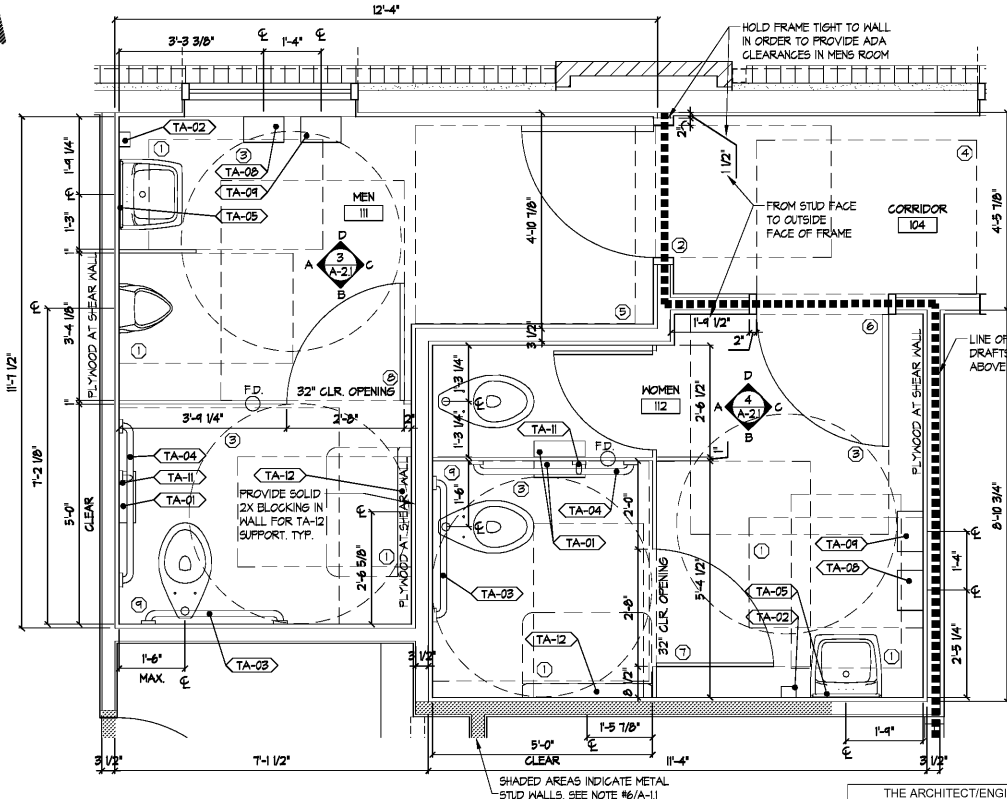
NOTE: TOILET PARTITIONS BY HADRIAN, STANDARD SOLID PLASTIC - COLOR, BLACK. PROVIDE CONTINUOUS LENGTH U-CHANNELS, TYP. - ALL DOORS SHALL HAVE 3 HINGES

TOILET ACCESSORIES SCHEDULE			
MARK	LOCATION	DESCRIPTION	REMARKS
TA-01	RM. 111/12	TOILET PAPER DISPENSER *OWNER FURNISHED, GC INSTALL*	DIMENSIONS ARE TO OPER. PARTS
TA-02	RM. 111/12	SOAP DISPENSER *OWNER FURNISHED, GC INSTALL*	DIMENSIONS ARE TO OPER. PARTS
TA-03	RM. 111/12	36" GRAB BAR	
TA-04	RM. 111/12	42" GRAB BAR	
TA-05	RM. 111/12	18" X 30" STAINLESS STEEL CHANNEL MIRROR	
TA-06	RM. 111	BRAILLE H.C. TOILET SIGN MEN	
TA-07	RM. 112	BRAILLE H.C. TOILET SIGN WOMEN	
TA-08	RM. 111/12	ELECTRIC HAND DRYER *OWNER FURNISHED, GC INSTALL*	DIMENSIONS ARE TO OPER. PARTS
TA-09	RM. 111/12	TOILET DISPENSER *OWNER FURNISHED, GC INSTALL*	DIMENSIONS ARE TO OPER. PARTS
TA-10	RM. 111/12	UNDER-LAVATORY SUPPLY AND DRAIN PIPES	LAVATORY SUPPLY AND DRAIN PIPES
TA-11	RM. 111/12	30" VERTICAL GRAB BAR	
TA-12	RM. 111/12	WALL MOUNTED GRAB BAR KE200-55	SEE MFR INSTALL INSTRUCTIONS

NOTES:
1. ALL TOILET ACCESSORIES SHALL BE MOUNTED AND MOUNTED TO MEET ALL REQUIREMENTS OF THE ADA AND ALL LOCAL ACCESSIBILITY CODE REQUIREMENTS.
2. ALL TOILET ACCESSORIES NOT PROVIDED BY OWNER SHALL BE BY BOBRICK.
3. ONE SOAP DISPENSER EACH SINK, TYP.
4. SIGN MOUNTING: NOTE: TACTILE CHARACTERS ON SIGNS SHALL BE LOCATED 48 INCHES (1220 MM) MINIMUM ABOVE THE FINISH FLOOR OR GROUND SURFACE, MEASURED FROM THE BASELINE OF THE LOWEST TACTILE CHARACTER AND 60 INCHES (1525 MM) MAXIMUM ABOVE THE FINISH FLOOR OR GROUND SURFACE. MEASURED FROM THE BASELINE OF THE HIGHEST TACTILE CHARACTER. HEIGHT FROM FINISH FLOOR OR GROUND. VISUAL CHARACTERS SHALL BE 40 INCHES (1016 MM) MINIMUM ABOVE THE FINISH FLOOR OR GROUND.



2 TOILET ACCESSORY MOUNTING HEIGHTS
SCALE: 1/4"=1'-0"



1 TOILET PLANS
SCALE: 1/2"=1'-0"

- TOILET ROOM CLEAR FLOOR NOTES:
- 30x48 CLEAR FLOOR AT LAV, URINAL & ACCESSORIES
 - 36x48 CLEAR FLOOR AT FRONT APPROACH OF PUSH SIDE OF DOOR
 - 60" DIA CLEAR FLOOR AREA
 - 60x42 CLEAR FLOOR AT SIDE APPROACH OF PUSH SIDE OF DOOR
 - 54x60 CLEAR FLOOR AT FRONT APPROACH OF FULL SIDE OF DOOR
 - 60x54 CLEAR FLOOR AT SIDE APPROACH OF FULL SIDE OF DOOR WITH CLOSER
 - 42x56 CLEAR FLOOR AREA AT SIDE APPROACH OF FULL SIDE OF 32" DOOR WITHOUT CLOSER
 - 50x60 CLEAR FLOOR AREA AT FRONT APPROACH OF FULL SIDE OF 32" DOOR WITHOUT CLOSER
 - 60x54 CLEAR FLOOR AREA INSIDE ACCESSIBLE TOILET STALL

THE ARCHITECT/ENGINEER DOES NOT DEFINE THE SCOPE OF INDIVIDUAL TRADES, SUBCONTRACTORS, MATERIAL SUPPLIERS, OR VENDORS. ANY SHEET NUMBERING SYSTEM USED WHICH IDENTIFIES DISCIPLINES IS SOLELY TO SEPARATE ARCHITECTS AND ENGINEER'S SCOPE. IT DOES NOT DEFINE A SUBCONTRACTOR'S SCOPE OF WORK. ANY DISCREPANCIES BETWEEN DRAWINGS, SPECIFICATIONS, CODES OR CONSTRUCTION SEQUENCING SHALL BE BROUGHT TO THE ATTENTION OF THE ARCHITECT PRIOR TO PROCEEDING. NO CONSIDERATION WILL BE GIVEN TO REQUESTS FOR CHANGE ORDERS FOR FAILURE TO OBTAIN AND REVIEW THE COMPLETE SET OF CONSTRUCTION DOCUMENTS, OR FOR FAILURE TO SEEK INTERPRETATION FROM ARCHITECT FOR DISCREPANCIES.

Order Plans @

WWW.DLINE.COM

E3

ARCHITECTURE & INTERIOR DESIGN

421 Penman Street, Suite 200, Charlotte, NC 28203
Email: esc@esdarich.com • Phone: 704-373-1900

NOT FOR CONSTRUCTION

BOJANGLES' 14 RESTAURANT
HUDSON BRIDGE ROAD
AT WILLIS DRIVE
STOCKBRIDGE, GEORGIA

NOT FOR CONSTRUCTION

ISSUE DATE: 2-4-2019
PRELIM-BUDGET
REVISION 1: ---
REVISION 2: ---
REVISION 3: ---
REVISION 4: ---

PROJECT #: 18-164-000
CONTENT: ENLARGED TOILET PLANS & ELEVATIONS

PROJECT ARCHITECT: ECE
DRAWN BY: BH/CDD

CADD FILE NAME: 18-164-A02-1 TOILET DETAILS

THIS DRAWING AND THE DESIGN SHOWN ARE THE PROPERTY OF E3A. THE REPRODUCTION, OR USE OF THIS DRAWING WITHOUT THE WRITTEN CONSENT IS PROHIBITED. ANY INFRINGEMENT IS SUBJECT TO LEGAL ACTION.

Sheet
A-2.1