

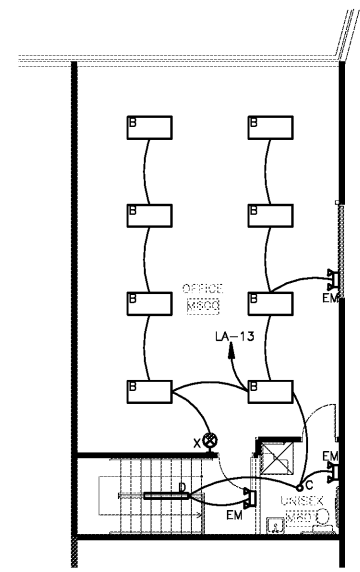
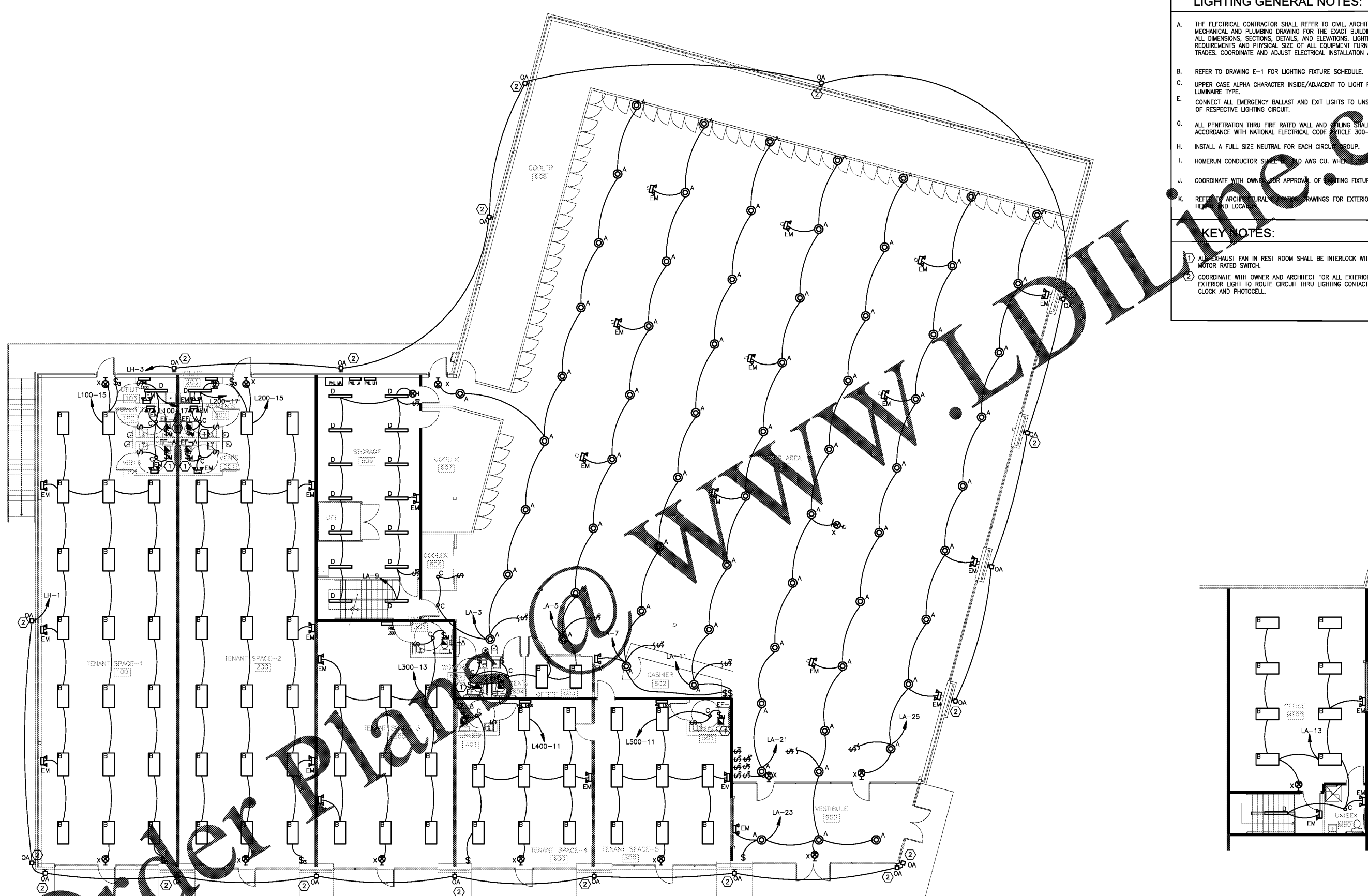
LIGHTING GENERAL NOTES:

- A. THE ELECTRICAL CONTRACTOR SHALL REFER TO CIVIL, ARCHITECTURAL, STRUCTURAL, MECHANICAL AND PLUMBING DRAWING FOR THE EXACT BUILDING AND ROOM LAYOUTS. ALL DIMENSIONS, SECTIONS, DETAILS, AND ELEVATIONS. LIGHTING AND VOLTAGE REQUIREMENTS AND PHYSICAL SIZE OF ALL EQUIPMENT FURNISHED BY OTHER TRADES. COORDINATE AND ADJUST ELECTRICAL INSTALLATION ACCORDINGLY.
- B. REFER TO DRAWING E-1 FOR LIGHTING FIXTURE SCHEDULE.
- C. UPPER CASE ALPHA CHARACTER INSIDE/ADJACENT TO LIGHT FIXTURE INDICATES LUMINAIRE TYPE.
- E. CONNECT ALL EMERGENCY BALLAST AND EXIT LIGHTS TO UNSWITCHED "HOT" OF RESPECTIVE LIGHTING CIRCUIT.
- G. ALL PENETRATION THRU FIRE RATED WALL AND CEILING SHALL BE SEALED IN ACCORDANCE WITH NATIONAL ELECTRICAL CODE ARTICLE 300-21.
- H. INSTALL A FULL SIZE NEUTRAL FOR EACH CIRCUIT GROUP.
- I. HOMERUN CONDUCTOR SHALL BE #10 AWG CU. WHEN LENGTH EXCEEDS 80 FT.
- J. COORDINATE WITH OWNER FOR APPROVAL OF LIGHTING FIXTURE PRIOR TO INSTALL.
- K. REFER TO ARCHITECTURAL DRAWINGS FOR EXTERIOR LIGHTS MOUNTING HEIGHT AND LOCATION.

KEY NOTES:

- ① ALL EXHAUST FAN IN REST ROOM SHALL BE INTERLOCK WITH LIGHTING SWITCH. PROVIDE MOTOR RATED SWITCH.
- ② COORDINATE WITH OWNER AND ARCHITECT FOR ALL EXTERIOR LIGHT FIXTURE TYPE. ALL EXTERIOR LIGHT TO ROUTE CIRCUIT THRU LIGHTING CONTACTOR AND CONTROL BY TIME CLOCK AND PHOTOCELL.

REVISIONS NO.	DATE	DESCRIPTION



RETAIL DEVELOPMENT
POP'S WINE & SPIRITS
 2-1 764 TR A-B MCFARLAND 400 IND PARK
 MCFARLAND PKWY ALPHARETTA GA 30004

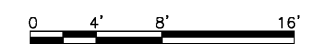
ELECTRICAL GROUND & MEZZANINE FLOOR PLAN - LIGHTING

PROJ. NO: 201834
 DATE:

ELECTRICAL FLOOR PLAN - MEZZANINE LIGHTING

②
 E3.2

SCALE: 1/8" = 1'-0"



① **ELECTRICAL GROUND FLOOR PLAN - LIGHTING**
 E3.2 SCALE: 1/8" = 1'-0"

E3.2