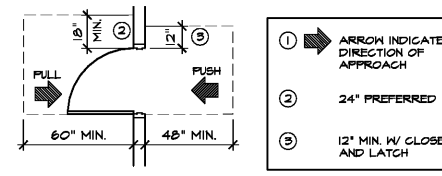
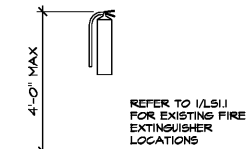


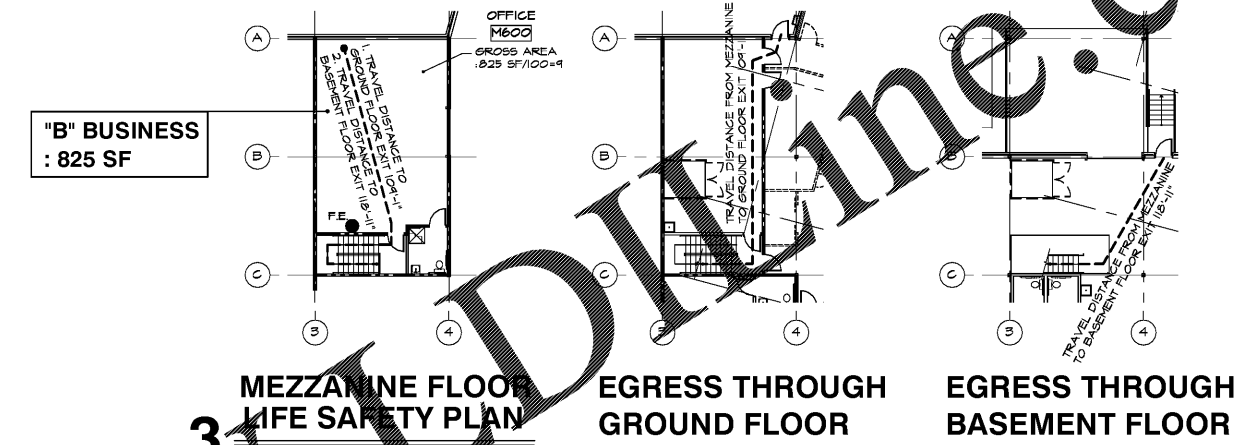
OCCUPANT LOADS											
SPACE	FLOOR	ROOM #	ROOM	USE	AREA (SQ FT)	CALCULATIONS	OCCUPANT LOAD	GROSS FLOOR AREA	EGRESS REQUIRED	REMARKS	
TENANT SPACE-1	GROUND FLOOR	100	TENANT SPACE-1	MERCANTILE	1,900 SF	30 SF/PERSON	64 PERSONS	2,031 SF	64 X 0.2 IN. = 12.8 IN.		
		101	MEN'S	MERCANTILE	40 SF	-					
		102	WOMEN'S	MERCANTILE	40 SF	-					
TENANT SPACE-2	GROUND FLOOR	200	TENANT SPACE-2	MERCANTILE	1,901 SF	30 SF/PERSON	64 PERSONS	2,036 SF	64 X 0.2 IN. = 12.8 IN.		
		201	MEN'S	MERCANTILE	40 SF	-					
		202	WOMEN'S	MERCANTILE	40 SF	-					
TENANT SPACE-3	GROUND FLOOR	300	TENANT SPACE-3	MERCANTILE	966 SF	30 SF/PERSON	33 PERSONS	1,015 SF	33 X 0.2 IN. = 6.6 IN.		
		301	UNISEX	MERCANTILE	40 SF	-					
TENANT SPACE-4	GROUND FLOOR	400	TENANT SPACE-4	MERCANTILE	640 SF	30 SF/PERSON	22 PERSONS	687 SF	22 X 0.2 IN. = 4.4 IN.		
TENANT SPACE-5	GROUND FLOOR	500	TENANT SPACE-5	MERCANTILE	643 SF	30 SF/PERSON	22 PERSONS	690 SF	22 X 0.2 IN. = 4.4 IN.		
		501	UNISEX	STORAGE	40 SF	-					
TENANT SPACE-6	BASEMENT	RECEIVING	B600	RECEIVING (BASEMENT)	STORAGE	4,323 SF	300 SF/PERSON	31 PERSONS	4,323 SF	31 X 0.2 IN. = 6.2 IN.	*FIRE SPRINKLER IS NOT REQUIRED SINCE NO FIRE AREAS EXCEED 12,000 SF *TENANT SPACE-6 HAS SEPARATED MIXED USE OCCUPANCIES MERCANTILE, BUSINESS AND STORAGE
			600	VESTIBULE	MERCANTILE	423 SF	-				
	GROUND FLOOR	SALES AREA	601	SALES	MERCANTILE	8,446 SF	30 SF/PERSON	292 PERSONS	11,501 SF	300 X 0.2 IN. = 60.6 IN.	
			602	CASHIER	BUSINESS	185 SF	100 SF/PERSON	2 PERSONS			
			603	OFFICE	BUSINESS	84 SF	100 SF/PERSON	1 PERSON			
			604	MEN'S	MERCANTILE	40 SF	-				
			605	WOMEN'S	MERCANTILE	40 SF	-				
			606-B	COOLER	STORAGE	1,412 SF	300 SF/PERSON	5 PERSONS			
		STORAGE	609	STORAGE	STORAGE	624 SF	300 SF/PERSON	3 PERSONS	624 SF	3 X 0.2 IN. = 0.6 IN.	
	MEZZANINE	OFFICE	M600	OFFICE (MEZZANINE)	BUSINESS	825 SF	100 SF/PERSON	9 PERSONS	825 SF	9 X 0.2 IN. = 1.8 IN.	



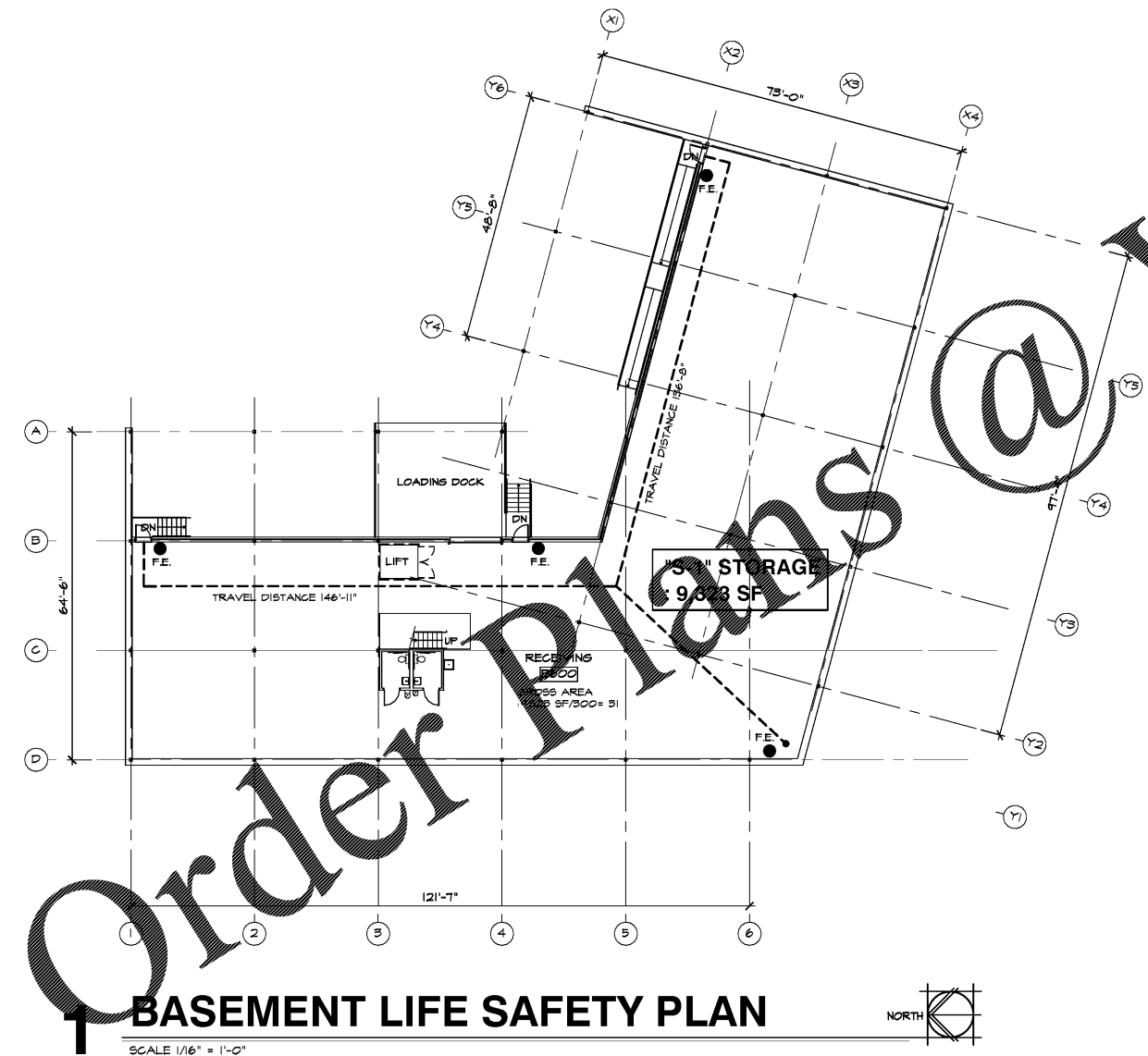
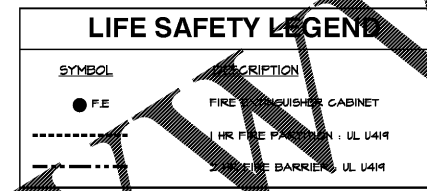
4 ADA DOOR CLEARANCES
NOT TO SCALE



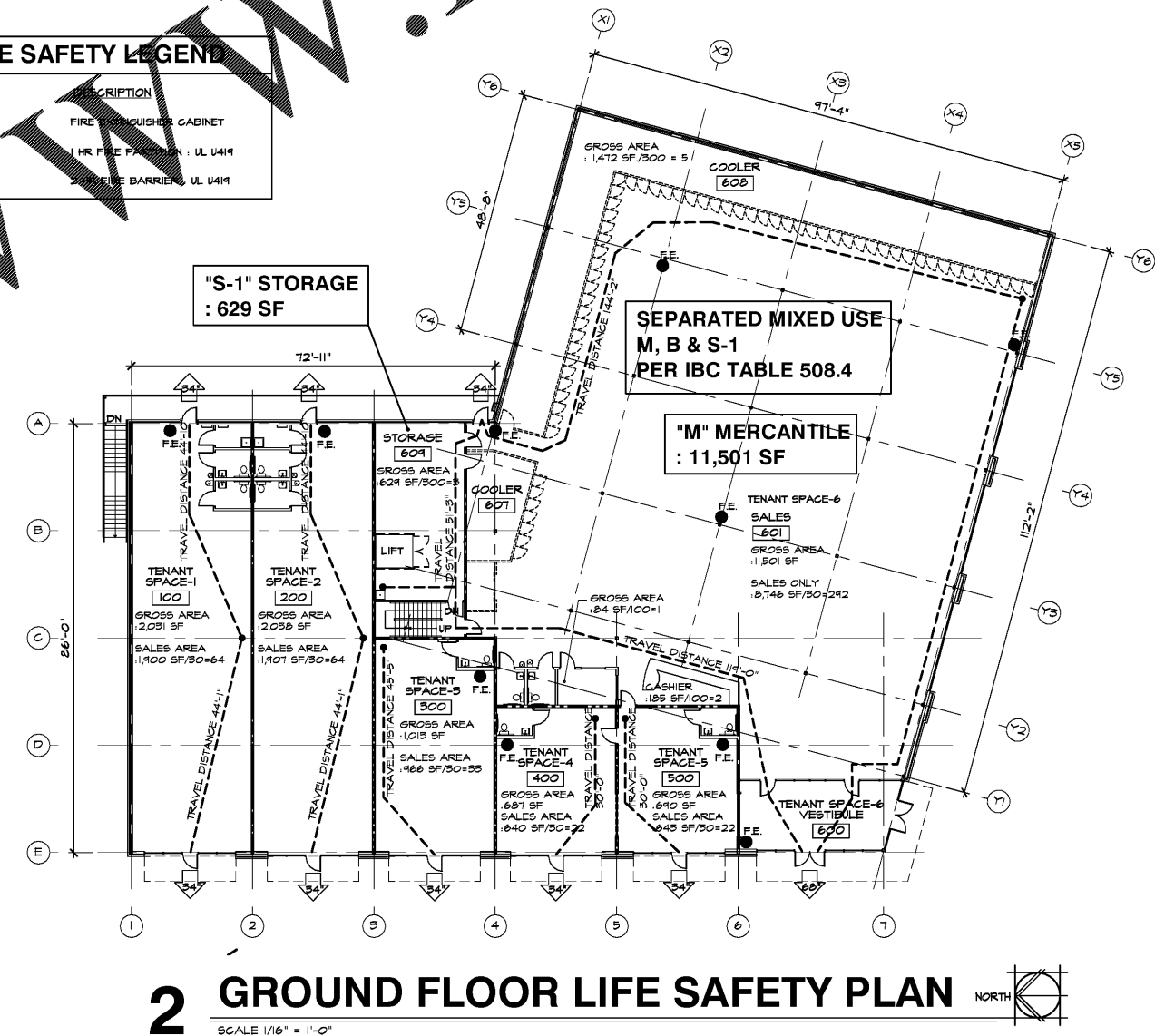
5 FIRE EXTINGUISHER
NOT TO SCALE



3 MEZZANINE FLOOR LIFE SAFETY PLAN
EGRESS THROUGH GROUND FLOOR
EGRESS THROUGH BASEMENT FLOOR
SCALE 1/16" = 1'-0"



1 BASEMENT LIFE SAFETY PLAN
SCALE 1/16" = 1'-0"



2 GROUND FLOOR LIFE SAFETY PLAN
SCALE 1/16" = 1'-0"

NO.	DATE	DESCRIPTION

RETAIL DEVELOPMENT
POP'S WINE & SPIRITS
2-1764 TR A-B MCFARLAND 400 IND PARK
ALPHARETTA GA 30004

LIFE SAFETY PLAN

PROJ. NO: 201834
DATE: 01/20/2019

LS1.1