

This document, together with the comments and design parameters herein, is prepared only for the specific purpose and client for which it was prepared. Review of and approval of this document without written authorization and signature by Kimley-Horn and Associates, Inc. shall be without liability to Kimley-Horn and Associates, Inc.

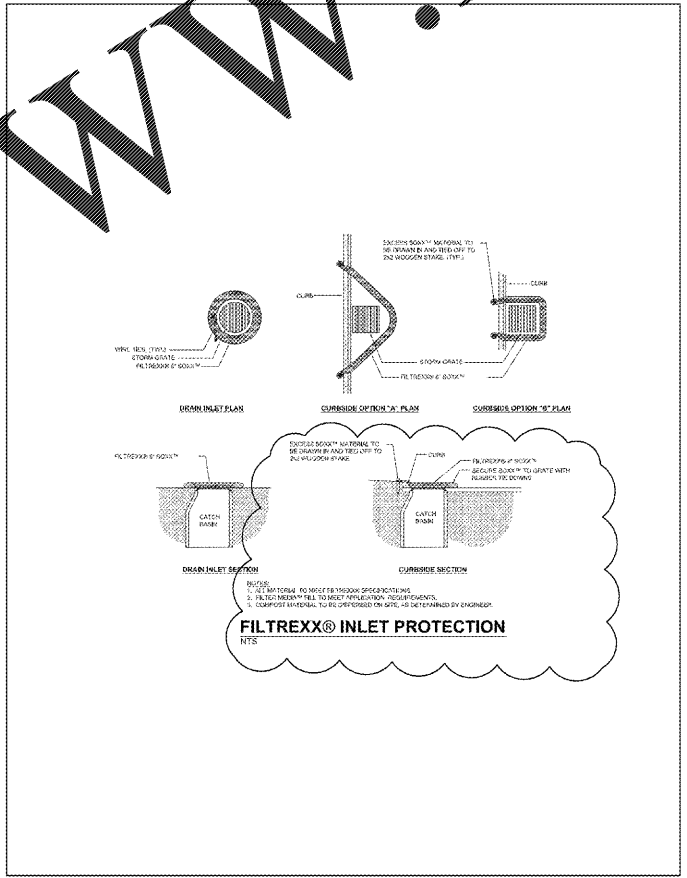

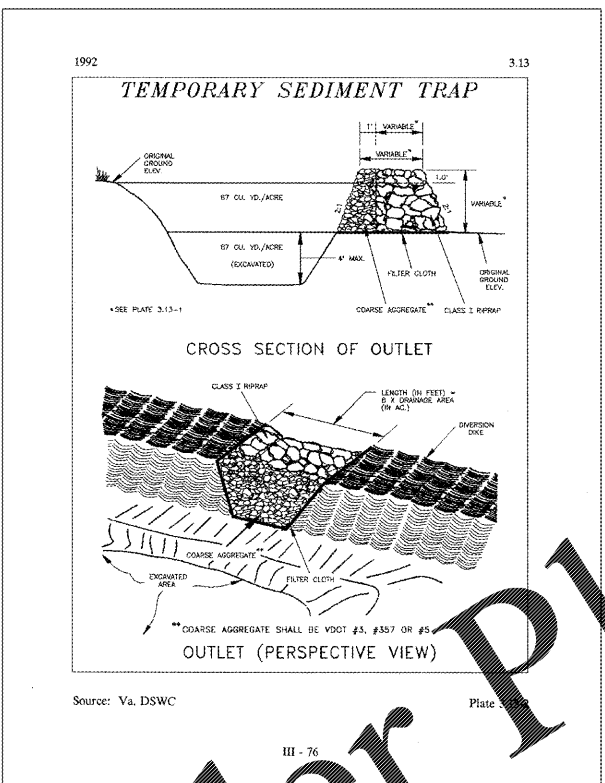
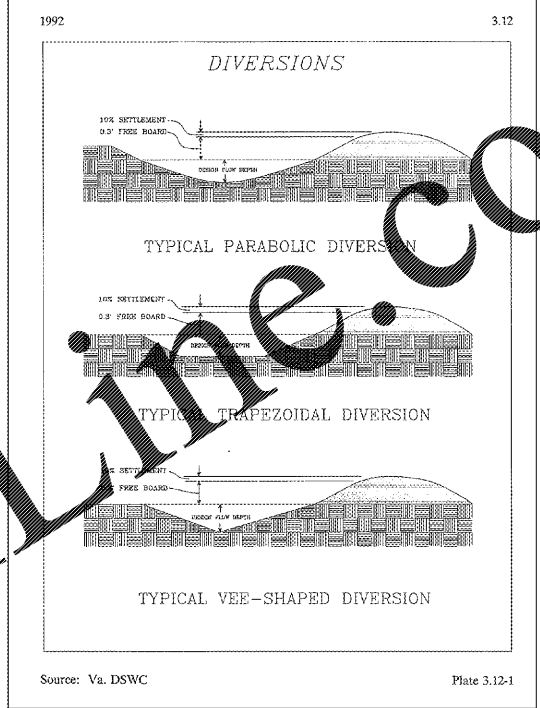
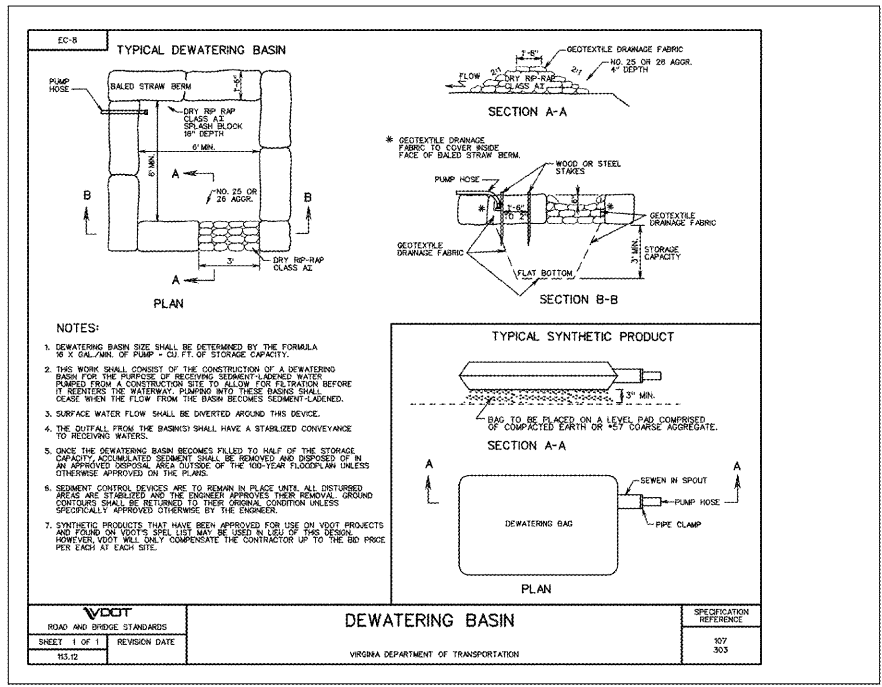


TABLE 3.32-E
(REVISED JUNE 2003)
PERMANENT SEEDING SPECIFICATION FOR COASTAL PLAIN AREA

LAND USE	SPECIES	APPLICATION RATES
MINIMUM CARE LAWN COMMERCIAL OR RESIDENTIAL	TALL FESCUE or BERMUDAGRASS	175-200 LBS 75 LBS
HIGH-MAINTENANCE LAWN	TALL FESCUE or BERMUDAGRASS (seeds) or BERMUDAGRASS (by other vegetative establishment method, see S&S, 3 Spec. 3.34)	200-250 LBS 40 LBS (UNHULLED) 30 LBS (HULLED)
GENERAL SLOPE (2:1 OR LESS)	TALL FESCUE RED TOP GRASS OR CREEPING RED FESCUE SEASONAL NURSE CROP	120 LBS 2 LBS 20 LBS TOTAL 150 LBS
LOW-MAINTENANCE SLOPE (STEEPER THAN 2:1)	TALL FESCUE BERMUDAGRASS RED TOP GRASS OR CREEPING RED FESCUE SEASONAL NURSE CROP SERICIA LESPEDEZZA	95-150 LBS 0-15 LBS 2 LBS 20 LBS 20 LBS TOTAL 150 LBS

1 - WHEN SELECTING VARIETIES OF TURFGRASS, USE THE VIRGINIA CROP IMPROVEMENT ASSOCIATION (VCA) RECOMMENDED TURFGRASS VARIETY LIST. QUALITY SEED WILL BEAR A LABEL INDICATING THAT THEY ARE APPROVED BY VCA. A CURRENT TURFGRASS VARIETY LIST IS AVAILABLE AT THE LOCAL COUNTY EXTENSION OFFICE OR THROUGH VCA AT 804-76-4884 OR AT [HTTP://SOLAN.CES.VT.EDU/HTM/TURF/TURFPUBLICATIONSPUBLICATIONS.HTML](http://solan.ces.vt.edu/htm/turf/turfpublicationspublications.html)

2 - USE SEASONAL NURSE CROPS IN ACCORDANCE WITH SEEDING DATES STATED BELOW:

FEBRUARY, MARCH-APRIL	ANNUAL RYE
MAY 15TH-AUGUST	FESTIVAL BALEET
SEPTEMBER, OCTOBER-NOVEMBER 15TH	ANNUAL RYE
NOVEMBER 16TH-JANUARY	WINTER RYE

3 - MAY THROUGH OCTOBER, USE HULLED SEED. ALL OTHER SEEDING PERIODS, USE UNHULLED SEED. IF WEEPING LOVEGRASS IS USED, INCLUDE IN ANY SLOPE OR LOW MAINTENANCE MIXTURE DURING WARMER SEEDING PERIODS. INCREASE TO 30-40 LBS/ACRE.

FERTILIZER & LIME

- APPLY 10-20-10 FERTILIZER AT A RATE OF 500 LBS/ACRE (OR 12 LBS/1,000 SQ. FT.)
- APPLY PULVERIZED AGRICULTURAL LIMESTONE AT A RATE OF 2 TONS/ACRE (OR 90 LBS/1,000 SQ. FT.)

NOTE:

1. A SOIL TEST IS NECESSARY TO DETERMINE THE ACTUAL AMOUNT OF LIME REQUIRED TO ADJUST THE SOIL PH OF SITE.
2. INCORPORATE THE LIME AND FERTILIZER INTO THE TOP 4-6 INCHES OF THE SOIL BY DISKING OR BY OTHER MEANS.
3. WHEN APPLYING SLOWLY AVAILABLE NITROGEN, USE RATES AVAILABLE IN EROSION & SEDIMENT CONTROL TECHNICAL BULLETIN #4, 2003 NUTRIENT MANAGEMENT FOR DEVELOPMENT SITES AT [HTTP://WWW.DCR.STATE.VA.US/SW/E&S.HTM#NURS](http://www.dcr.state.va.us/sw/e&s.htm#NURS)

TABLE 3.31-B
(REVISED JUNE 2003)
TEMPORARY SEEDING SPECIFICATIONS QUICK REFERENCE FOR ALL REGIONS

APPLICATION DATES	SEED	APPLICATION RATES
SEPT. 1 - FEB. 15	50:50 MIX OF ANNUAL RYEGRASS (LOLIUM MULTIFLORUM) AND CEREAL (WINTER) RYE (SECALE CEREALE)	50-100 LBS/ACRE
FEB. 16 - APR. 30	ANNUAL RYEGRASS (LOLIUM MULTIFLORUM)	60-100 LBS/ACRE
MAY 1 - AUG. 31	GERMAN MILLET	50 LBS/ACRE

FERTILIZER AND LIME

- APPLY 10-10-10 FERTILIZER AT A RATE OF 450 LBS./ACRE (OR 10 LBS./1,000 SQ. FT.)
- APPLY PULVERIZED AGRICULTURAL LIMESTONE AT A RATE OF 2 TONS/ACRE (OR 90 LBS./1,000 SQ. FT.)

NOTE:

1. A SOIL TEST IS NECESSARY TO DETERMINE THE ACTUAL AMOUNT OF LIME REQUIRED TO ADJUST THE SOIL PH OF SITE.
2. INCORPORATE THE LIME AND FERTILIZER INTO THE TOP 4-6 INCHES OF THE SOIL BY DISKING OR BY OTHER MEANS.
3. WHEN APPLYING SLOWLY AVAILABLE NITROGEN, USE RATES AVAILABLE IN EROSION & SEDIMENT CONTROL TECHNICAL BULLETIN #4, 2003 NUTRIENT MANAGEMENT FOR DEVELOPMENT SITES AT [HTTP://WWW.DCR.STATE.VA.US/SW/E&S.HTM#NURS](http://www.dcr.state.va.us/sw/e&s.htm#NURS)

Kimley»Horn
© 2018 KIMLEY-HORN AND ASSOCIATES, INC.
1700 WILLOW LAWN DR., SUITE 200, RICHMOND, VA 23230
PHONE: 804-673-3882
WWW.KIMLEY-HORN.COM

COMMONWEALTH OF VIRGINIA
Professional Engineer
Randall Royl
Lic. No. 14950
8/24/18

KHA PROJECT: 116607003
DATE: 08/24/2018
SCALE: AS SHOWN
DESIGNED BY: LEY
DRAWN BY: LEY
CHECKED BY: JY

EROSION CONTROL DETAILS

WAWA AT NEWTOWN AND STONEY POINT
PREPARED FOR WAWA
CITY OF NORFOLK VIRGINIA

SHEET NUMBER
CE-501