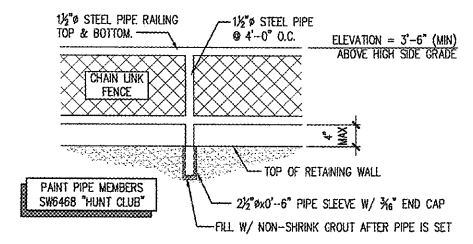
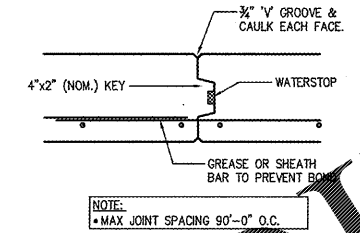


1 RETAINING WALL DETAIL
S3.3 SCALE: 3/4" = 1'-0"

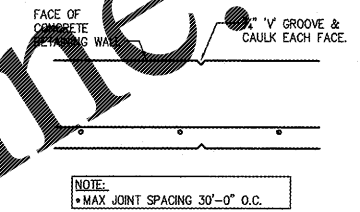
SEE 3/S3.3 AND 4/S3.3 FOR WALL JOINT DETAILS.
DO NOT PROVIDE WEEP-HOLES OR OTHER DRAINAGE SYSTEM FOR WALLS ENCLOSING DETENTION POND.
REFER TO CIVIL DRAWINGS, PROJECT MANUAL, AND ON-SITE GEOTECHNICAL ENGINEER FOR ADDITIONAL REQUIREMENTS.



2 GUARD RAIL DETAIL
S3.3 SCALE: 3/4" = 1'-0"




3 CONCRETE WALL CONSTRUCTION JOINT
S3.3 SCALE: 1 1/2" = 1'-0"



4 CONCRETE WALL CONTROL JOINT
S3.3 SCALE: 1 1/2" = 1'-0"

Order Plans @ www.LDILine.com



CRAIG A. SNEIDER, AIA
ARCHITECT
1736 East Sunshine, Suite 417
Springfield, Missouri 65804
417.862.0556
417.862.3265
e-mail: architect@esterfschneider.com

PROJECT:
NEW O'REILLY AUTO PARTS STORE
1345 15TH STREET
PANAMA CITY, FL #1
RETAINING WALL DETAILS

O'Reilly AUTO PARTS
CORPORATE OFFICES
1001 W. MAIN ST.
SPRINGFIELD, MISSOURI 65802
(417) 862-2674 TELEPHONE

COMM # 4275
DATE: 1-4-19
REVISION
DATE:

JS Smith Consulting Engineers, P.C.
Florida State Certificate of Authorization No. 28287
Aaron D. Smith P.E. 78886 Jeffrey S. Smith P.E. 34027
P.O. Box 8102 * JOPLIN, MISSOURI 64802
PHONE: 417-624-0444 * FAX: 417-624-0430