



PANDA EXPRESS, INC.
1683 Walnut Grove Ave.
Rosemead, California
91770
Telephone: 626.799.9898
Facsimile: 626.372.8288

All ideas, designs, arrangement and plans indicated or represented by this drawing are the property of Panda Express Inc. and were created for use on this specific project. None of these ideas, designs, arrangements or plans may be used by or disclosed to any person, firm, or corporation without the written permission of Panda Express Inc.

REVISIONS:


ISSUE DATE:

1st	ISSUE FOR BUILDING PERMIT	08-16-18
2nd	ISSUE FOR BID	11-29-18

DRAWN BY: EMC
PANDA PROJECT #: S8-19-D6558
ARCH PROJECT #: 1804

EMC
STRUCTURAL ENGINEERS, P.C.
4525 Trousdale Drive
Nashville, Tennessee 37204
(615) 781-8199
(615) 781-4088 (fax)

EMC Project No. 18254

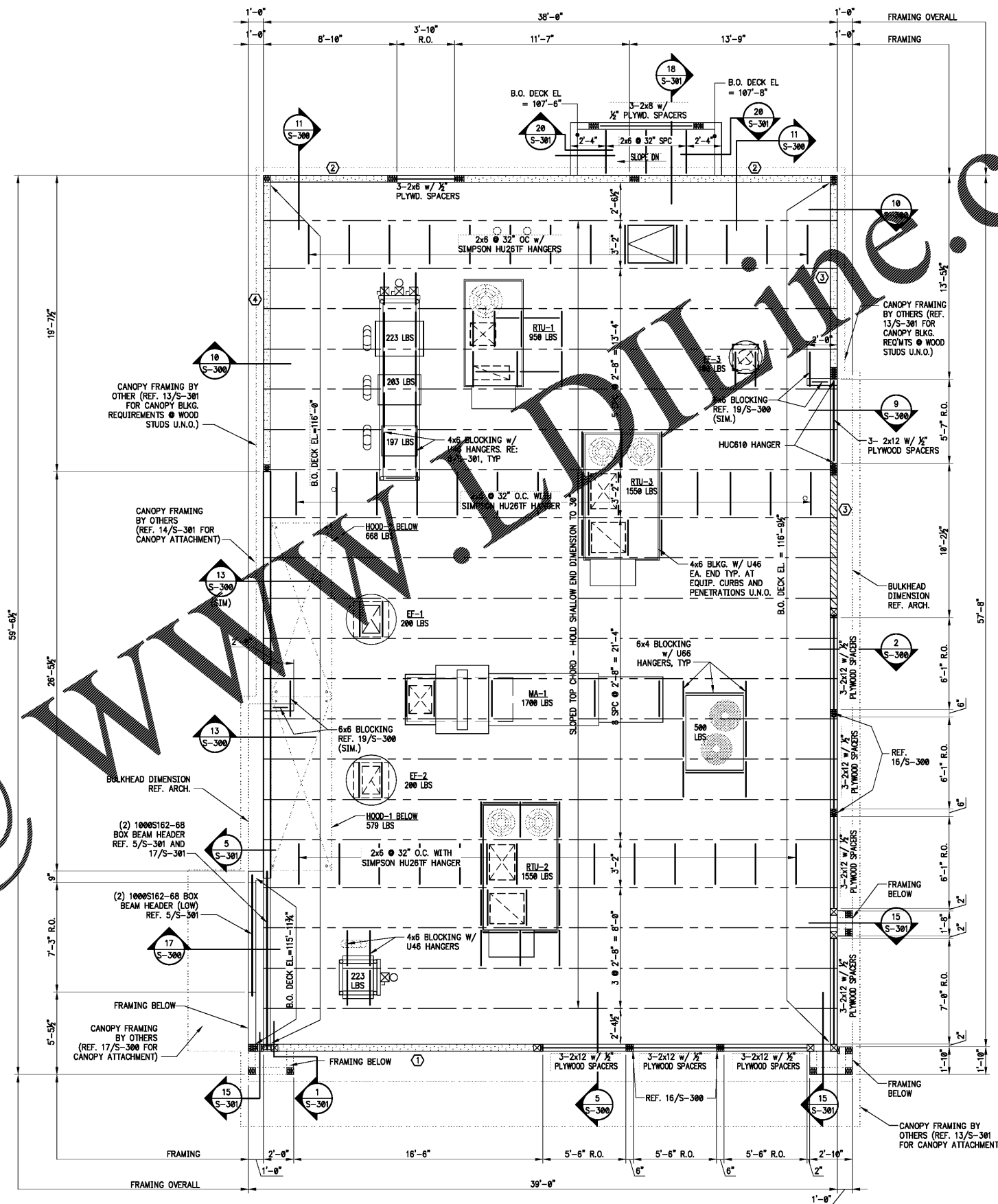


PANDA EXPRESS
US 98 and PORTSIDE DRIVE
3868 GULF BREEZE PARKWAY
GULF BREEZE, FL

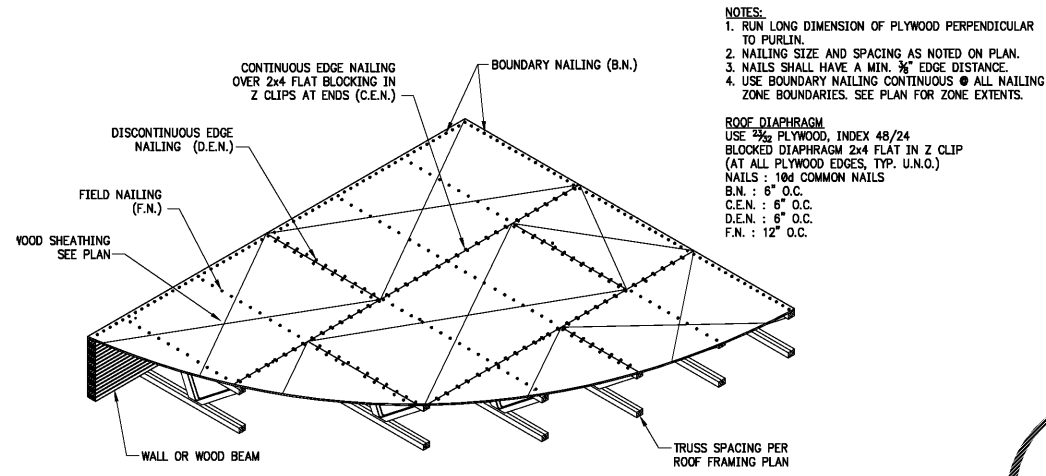
2200 TRUE - R1 - DAB 12

S-101

ROOF FRAMING PLAN



--- NOTE ---
REFER TO SHEET S-100 FOR WALL STUD FRAMING INFORMATION



NOTES:
1. RUN LONG DIMENSION OF PLYWOOD PERPENDICULAR TO PURLIN.
2. NAILING SIZE AND SPACING AS NOTED ON PLAN.
3. NAILS SHALL HAVE A MIN. 3/8" EDGE DISTANCE.
4. USE BOUNDARY NAILING CONTINUOUS @ ALL NAILING ZONE BOUNDARIES. SEE PLAN FOR ZONE EXTENTS.

ROOF DIAPHRAGM
USE 3/4" PLYWOOD, INDEX 48/24
BLOCKED DIAPHRAGM 2x4 FLAT IN Z CLIP
(AT ALL PLYWOOD EDGES, TYP. U.N.O.)
NAILS : 10d COMMON NAILS
B.N. : 6" O.C.
C.E.N. : 6" O.C.
D.E.N. : 6" O.C.
F.N. : 12" O.C.

TYPICAL ROOF DIAPHRAGM DETAIL
S-101

- PLAN NOTES**
1. REF. SHEET S-000 FOR STRUCTURAL NOTES AND SPECIAL INSPECTION REQUIREMENTS.
 2. REF. 9/S-301 FOR TYPICAL SUSPEND THREADED ROD SUPPORT DETAIL AS REQUIRED.
 3. REF. 7/S-301 & 12/S-301 FOR TYPICAL SOFFIT FRAMING AT SERVICE CENTER. REFER TO ARCH FOR LOCATION.
 4. REF. 2/S-301 FOR TYPICAL HEADER DETAIL AS REQUIRED U.N.O.
 5. REF. 8/S-301 FOR TYPICAL MECHANICAL UNIT SUPPORT DETAIL AS REQUIRED.
 6. REF. 6/S-301 FOR TYPICAL BRIDGING AND BRACING DETAIL AS REQUIRED.
 7. REF. 10/S-301 FOR TYPICAL PARTITION WALL SUPPORT PARALLEL TO TRUSS DETAIL AS REQUIRED.
 8. REF. 11/S-301 FOR TYPICAL PARTITION WALL SUPPORT PERPENDICULAR TO TRUSS DETAIL AS REQUIRED.

Order Plans

ROOF NOTES 1
S-101

ROOF FRAMING PLAN A
1/4"=1'-0" S-101