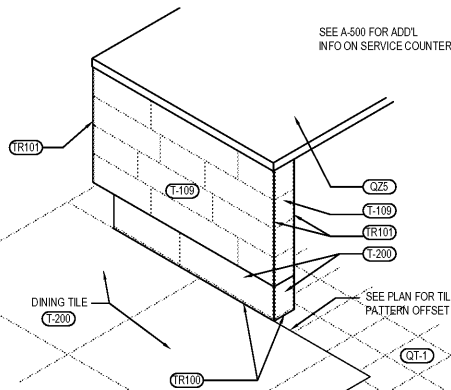


OUTSIDE CORNER DETAIL 3

Scale= 3/4" = 1'-0" A-104



SERVICE COUNTER ISOMETRIC 2

Scale= 3/4" = 1'-0" A-104

TILE SCHEDULE							
NO.	MANUFACTURER	DESCRIPTION	COLOR	FINISH	JOINT	GROUT	REMARK
T-96		NOT USED					
T-96a		NOT USED					
T-109		NOT USED					
T-108	CMC AGGREGATE DOUG SALATINO 518-713-5371	12" X 24" X 3/8"			1/8"	G-111	RESTROOM WALL
T-109	CMC ITALIAN WOOD DOUG SALATINO 518-713-5371	6" X 48" X 3/8" & 8" X 48" X 3/8"	ITALIANO		1/8"	G-113	RR VESTIBULE & DINING ROOM WALLS AND FACE OF ORDER COUNTER
T-110		NOT USED					
T-200	PANTHEON CRYSTAL BANKS 972-360-9752	24" X 24"	150-4004	MATTE	1/8"	G-96	DINING & RESTROOM FLOOR AND BASE AT ORDER COUNTER
QT	CMC OBIDOS SMOOTH QUARRY 800-207-2967 EXT. 7263	8" X 8" QUARRY	RICE GRAIN	PLAIN	3/16"	G-94	KITCHEN, SERVICE FLOOR
QT1	CMC OBIDOS ABRASIVE QUARRY 800-207-2967 EXT. 7263	8" X 8" QUARRY	RICE GRAIN	ABRASIVE	3/16"	G-94	KITCHEN, SERVICE FLOOR
QT2	CMC OBIDOS COVE BASE 800-207-2967 EXT. 7263	6" X 12" COVE BASE 1" X 6" CORNER	RICE GRAIN	PLAIN	3/16"	G-94	KITCHEN, SERVICE FLOOR
GROUT							
NO.	MANUFACTURER	DESCRIPTION	MFG.	COLOR	FINISH	GROUT	REMARK
G-94	MAPEI 800-42-MAPEI WWW.MAPEI.COM	LATEX MODIFIED GROUT	09	GREY	SANDED		KITCHEN AND SERVICE AREA FLOOR. 100% SOLIDS INDUSTRIAL GRADE EPOXY GROUT SEE PLAN CONTACT MIKE GRANATOWSKI 949.212.2363 (mgranatowski@mapei.com)
G-96	PANTHEON COMPLETE INSTALLATION SYSTEM	UTRAFLEX LFT MORTAR ULTRACOLORPLUS GROUT, SPACERS, TROWELS	11	SAHARA BEIGE	POLY BLEND 1/8" NON-SANDED		DINING & RESTROOM FLOOR CONTACT: CRYSTAL BANKS 972.360.9752
G-111	MAPEI 800-42-MAPEI WWW.MAPEI.COM	LATEX MODIFIED GROUT	19	PEARL GREY	POLY BLEND 1/8" NON-SANDED		RESTROOM, DINING APPLY GROUT SEALER
G-113	MAPEI 800-42-MAPEI WWW.MAPEI.COM	LATEX MODIFIED GROUT	07	CHOCOLATE	POLY BLEND 1/8" NON-SANDED		APPLY GROUT SEALER

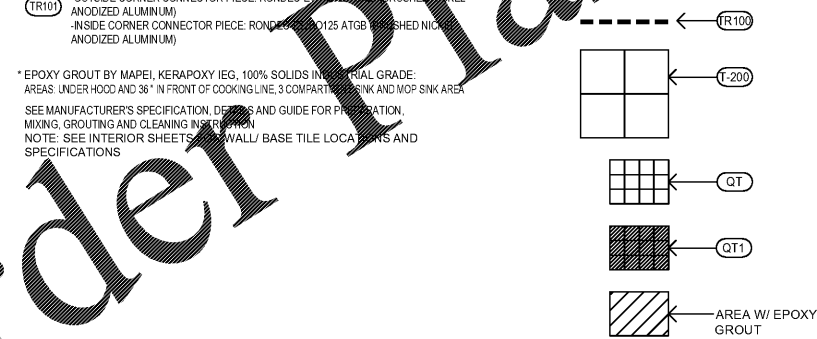
\* REFER A-200 EXTERIOR FINISH SCHEDULE FOR EXTERIOR DECORATIVE TILE

\* SCHLUTER SYSTEM ALUMINUM TRIM:

COVE TILE TRIM: INSTALLED AT RESTROOM, SERVICE COUNTER, AND DRINK STATION  
 SCHLUTER SYSTEMS DILEX-AHK 1S 125 ATGB (BRUSHED NICKEL ANODIZED ALUMINUM)  
 -OUTSIDE CORNER CONNECTOR PIECE: DILEX-AHK-E90/AHK 1S 125 ATGB (BRUSHED NICKEL ANODIZED ALUMINUM)  
 -INSIDE CORNER CONNECTOR PIECE: DILEX-AHK-I90/AHK 1S 125 ATGB (BRUSHED NICKEL ANODIZED ALUMINUM)  
 -END CAP PIECE: DILEX-AHK-E/AHK 1S 125 ATGB (BRUSHED NICKEL ANODIZED ALUMINUM)

EDGE TILE TRIM:  
 SCHLUTER SYSTEMS RONDEC-RO125 ATGB (BRUSHED NICKEL ANODIZED ALUMINUM)  
 -OUTSIDE CORNER CONNECTOR PIECE: RONDEC-RO125 ATGB (BRUSHED NICKEL ANODIZED ALUMINUM)  
 -INSIDE CORNER CONNECTOR PIECE: RONDEC-RO125 ATGB (BRUSHED NICKEL ANODIZED ALUMINUM)

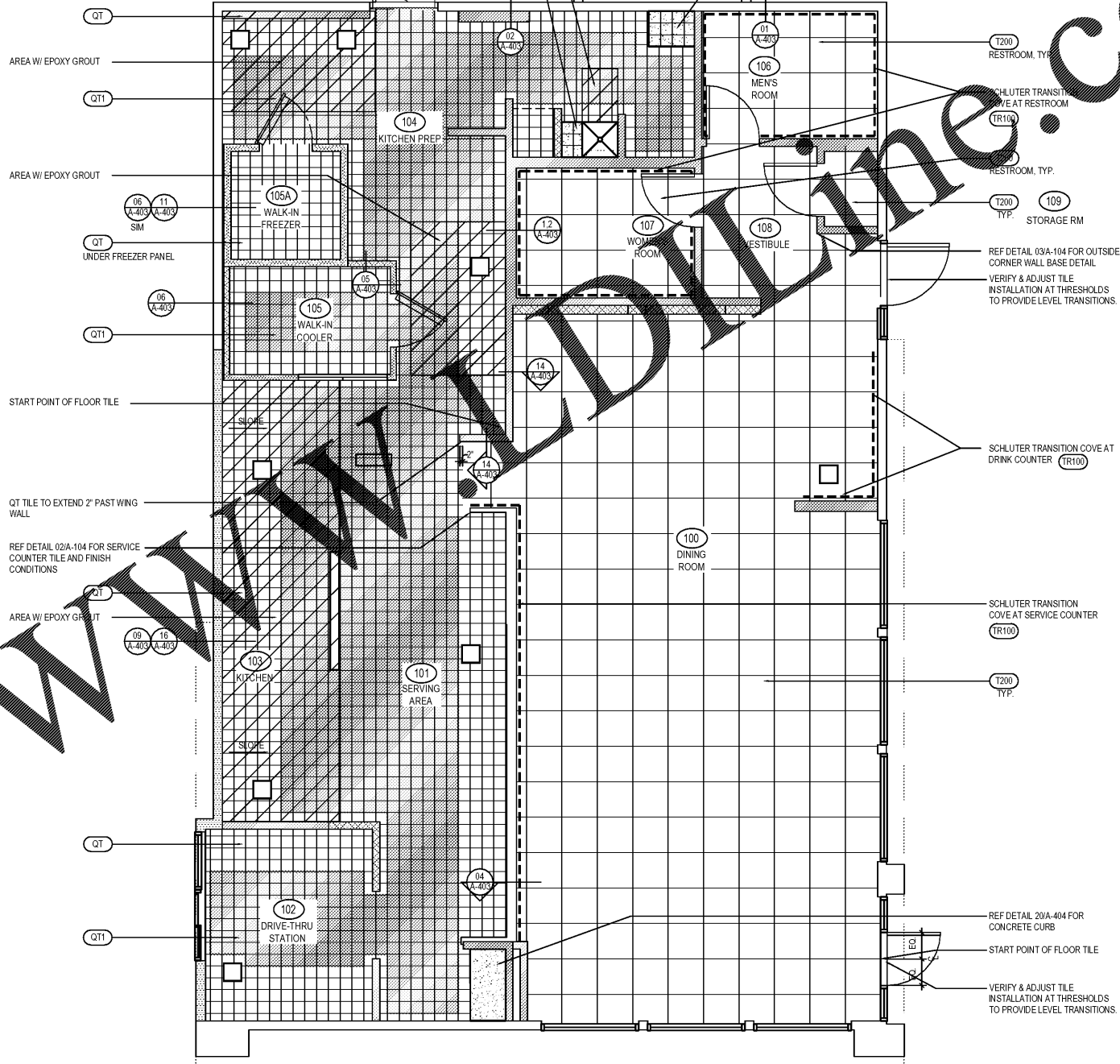
\* EPOXY GROUT BY MAPEI, KERAPOXY IEG, 100% SOLIDS INDUSTRIAL GRADE:  
 AREAS UNDER HOOD AND 36" IN FRONT OF COOKING LINE, 3 COMPARTMENT SINK AND MOP SINK AREA  
 SEE MANUFACTURER'S SPECIFICATION, DATA SHEET AND GUIDE FOR PREPARATION, MIXING, GROUTING AND CLEANING INSTRUCTIONS  
 NOTE: SEE INTERIOR SHEETS FOR WALL/ BASE TILE LOCATIONS AND SPECIFICATIONS



FINISH SCHEDULE A

Scale= NTS A-104

VERIFY & ADJUST TILE INSTALLATION AT THRESHOLDS TO PROVIDE LEVEL TRANSITIONS. THRESHOLD TO BE HALF SADDLE TO ACHIEVE FLAT TRANSITION AT TILE.



SEE SHEET A-102 FOR FLOOR DRAIN AND SLOPE INFORMATION

FINISH PLAN 1

Scale= 1/4" = 1'-0" A-104



PANDA EXPRESS, INC.  
 1683 Walnut Grove Ave.  
 Rosemead, California  
 91770  
 Telephone: 626.799.9898  
 Facsimile: 626.372.8288

All ideas, designs, arrangement and plans indicated or represented by this drawing are the property of Panda Express Inc. and were created for use on this specific project. None of these ideas, designs, arrangements or plans may be used by or disclosed to any person, firm, or corporation without the written permission of Panda Express Inc.

REVISIONS:

ISSUE DATE:

1st	ISSUE FOR BUILDING PERMIT	08-16-18
2nd	ISSUE FOR BID	11-29-18

DRAWN BY: RR

PANDA PROJECT # S8-19-D6558  
 ARCH PROJECT # 1804



315 WALTER ROBERTS ST • FRANKLIN, TN 37064  
 PHONE (615) 496-8750 • FAX (666) 584-1265

REGISTERED FLORIDA ARCHITECT # AR0015526

PANDA EXPRESS  
 US 98 and PORTSIDE DRIVE  
 3868 GULF BREEZE PARKWAY  
 GULF BREEZE, FL

2200 TRUE - R1 - DAB 12

A-104

FINISH PLAN AND SCHEDULE