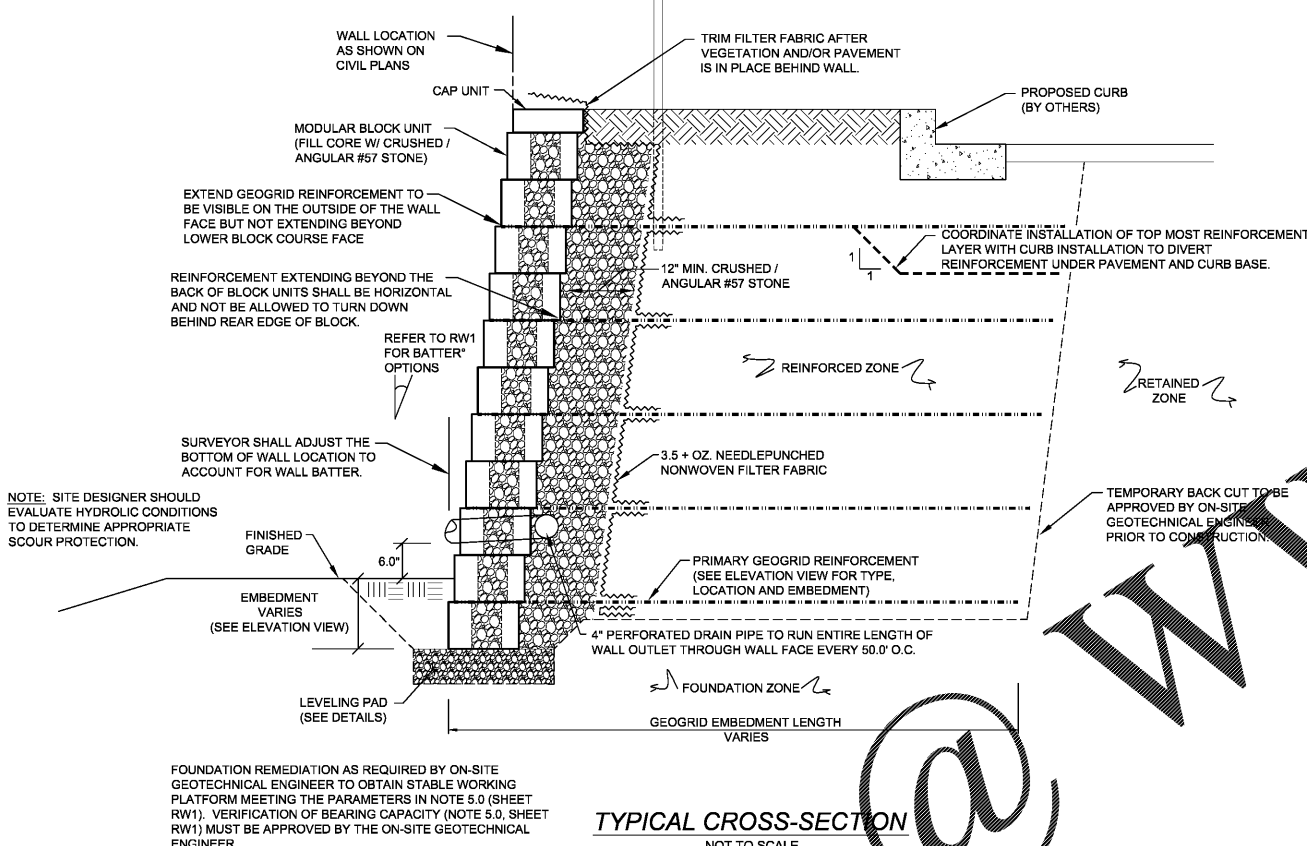




Know what's below
Call before you dig

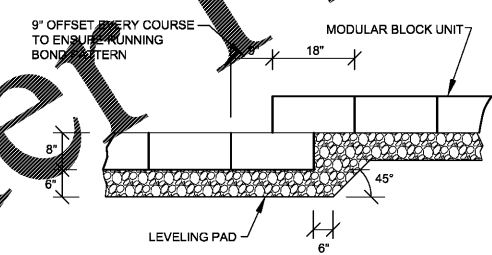
TEMPORARY SAFETY FENCE SHALL BE INSTALLED MEETING CURRENT O.S.H.A. STANDARDS UNTIL PERMANENT FENCE (DESIGNED AND PROVIDED BY OTHERS) IS INSTALLED. ENGINEERED EARTH SOLUTIONS, LLC. IS RESPONSIBLE FOR THE REINFORCED EARTH STRUCTURE ONLY. ALL SAFETY RESTRAINT SYSTEMS (FENCES, GUARDRAILS, BALLARDS, ETC.) SHALL BE DESIGNED BY THE CIVIL SITE DESIGNER.

NOTE: SOIL BERMS AND DRAINAGE SWALES SHALL BE CONSTRUCTED AS NECESSARY TO PREVENT SURFACE WATER FROM OVERTOPPING WALL FACE DURING AND AFTER CONSTRUCTION.

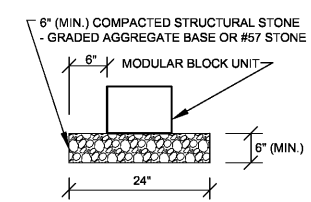


TYPICAL CROSS-SECTION
NOT TO SCALE

FOUNDATION REMEDIATION AS REQUIRED BY ON-SITE GEOTECHNICAL ENGINEER TO OBTAIN STABLE WORKING PLATFORM MEETING THE PARAMETERS IN NOTE 5.0 (SHEET RW1). VERIFICATION OF BEARING CAPACITY (NOTE 5.0, SHEET RW1) MUST BE APPROVED BY THE ON-SITE GEOTECHNICAL ENGINEER.

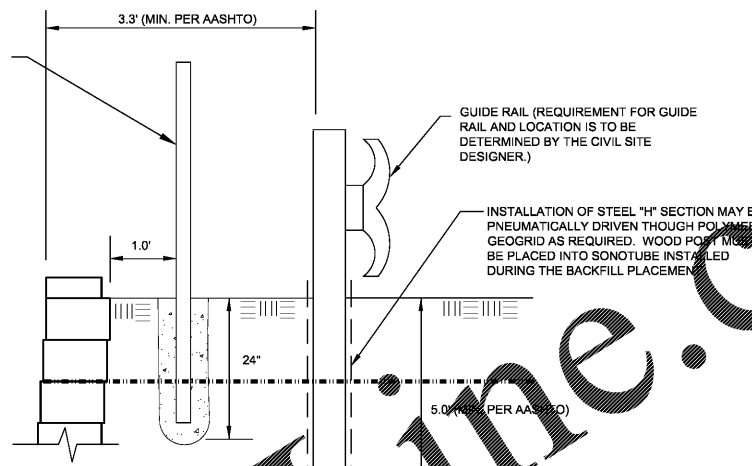


TYPICAL LEVELING PAD STEP
NOT TO SCALE

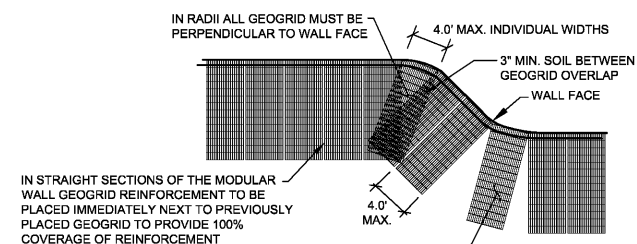


LEVELING PAD CROSS-SECTION
NOT TO SCALE

PERMANENT PEDESTRIAN FENCE POST SECURED IN CONCRETE (AUGER 6\"/>



TYPICAL FENCE POST/GUARD RAIL
INSTALLATION
NOT TO SCALE



PRIMARY GEOGRID PLACEMENT
ON CURVES
NOT TO SCALE

THIS DESIGN IS BASED UPON SPECIFIC PROPERTIES OF MATERIALS WHICH ARE PROPRIETARY. ANY SUBSTITUTION OF THE SPECIFIED PRODUCTS OR CHANGE IN STRUCTURE GEOMETRY WILL INVALIDATE THIS DESIGN. THIS DRAWING IS BEING FURNISHED FOR USE ON THIS SPECIFIC PROJECT ONLY. ANY PARTY ACCEPTING THIS DOCUMENT DOES SO IN CONFIDENCE AND AGREES THAT IT SHALL NOT BE DUPLICATED, IN WHOLE OR IN PART, NOR DISCLOSED TO OTHERS WITHOUT THE CONSENT OF ENGINEERED EARTH SOLUTIONS, LLC. THIS DRAWING, DESIGN NOTES, AND ASSOCIATED CALCULATIONS HAVE BEEN PREPARED BY ENGINEERED EARTH SOLUTIONS, LLC. FROM INFORMATION PROVIDED BY OTHERS. FINAL DETERMINATION OF THE SUITABILITY OF ANY INFORMATION CONTAINED HEREIN IS THE RESPONSIBILITY OF THE USER.

COPYRIGHT © 2018 ENGINEERED EARTH SOLUTIONS, LLC.

REVISION/ISSUE

Table with columns for NO., DATE, and DESCRIPTION. Row 1: 1, 12/5/18, ISSUE FOR CONSTRUCTION.

ingenium PLANNING & ENGINEERING
22 ROSWELL ST. SUITE 108 ALPHARETTA, GA 30009 770.437.8550 CLIENT

ENGINEERED EARTH SOLUTIONS, LLC
441 CREEKSTONE RIDGE WOODSTOCK, GEORGIA 30188 TEL: (770) 592-2950 FAX: (770) 592-2953 EMAIL: ENGINEERING@EESOLS.COM ENGINEEREARETHSOLUTIONS.COM



PANDA EXPRESS
CFT PLAZA

FLORIDA

GULF BREEZE

DETAIL SHEET

SHEET
RW4
OF 5

PROJECT NO.: M18-0894

Order Plans @