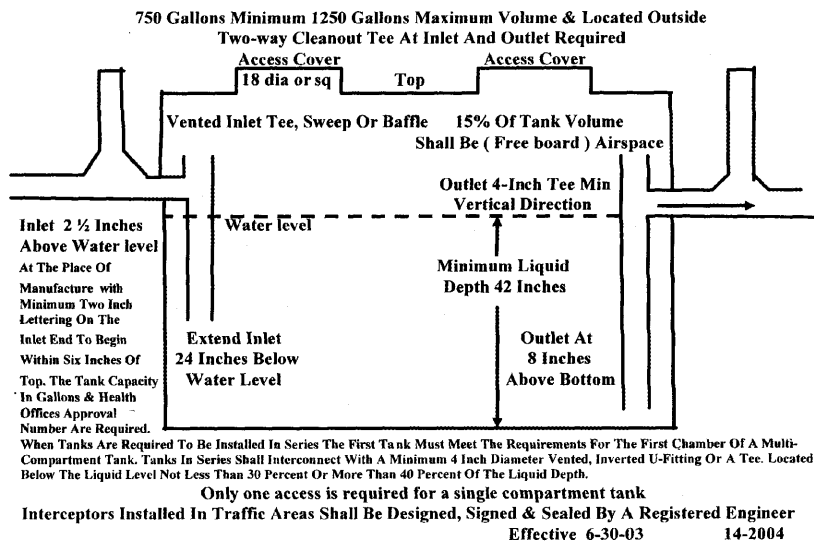


Grease Interceptor-- Single Compartment Concrete Tank
 1003.5. Florida Plumbing Code 2003 Revision And Florida Administrative Code 64E-6.013



1 GREASE INTERCEPTOR NTS

TRENCH CASTINGS: TRENCH WITH PAN

Newsch Foundry offers a variety of cast iron trench and pan castings. Select from the list below to find the trench and pan castings that fit your needs.

R-4995 & R-4996

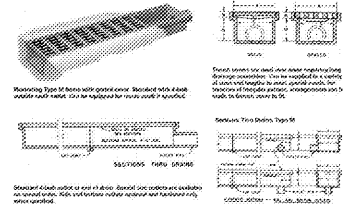
Type M Trench Frame with Solid or Grated Cover

Cast iron trench assemblies—light or heavy duty—for use in sidewalks, driveways, garages, loading docks, etc.

Read Carefully Before Ordering

Specify:

- Complete catalog number.
- Light or heavy duty.
- Overall length of cover required.
- Use solid, flat grates, or diagonally barred covers.
- Location of outlet, side, bottom or end (give dimensional location and pipe size).
- Whether one end or both ends are able to be open or closed.



Catalog Number	Description	A	B	C	D	Length
Standard Sizes—Light Duty						
R-4995-A1**	with grates cover	11-1/2	3/4	10	6-3/4	as ordered
Above standard frames made in 6ft. sections, covers in 2ft. lengths.						
** Available with type B grate only.						
** Also available with type P grate.						

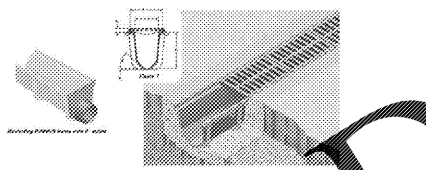
3 TRENCH DRAIN NTS

Catalog Number	Description	A	B	C	D	Length
Standard Sizes—Heavy Duty						
R-4996-A1**	with grates cover	11-1/2	1-1/2	10	6	as ordered
R-4996-A2*	with grates cover	7	1-1/4	5	4-1/4	as ordered
R-4996-B1	with solid covers	11-1/2	1-1/2	10	6	as ordered
R-4996-B2	with solid cover	7	1-1/4	5	4-1/4	as ordered
Above standard frames made in 6ft. sections, covers in 2ft. lengths.						
* Available with type B grate only.						
** Also available with type P grate.						

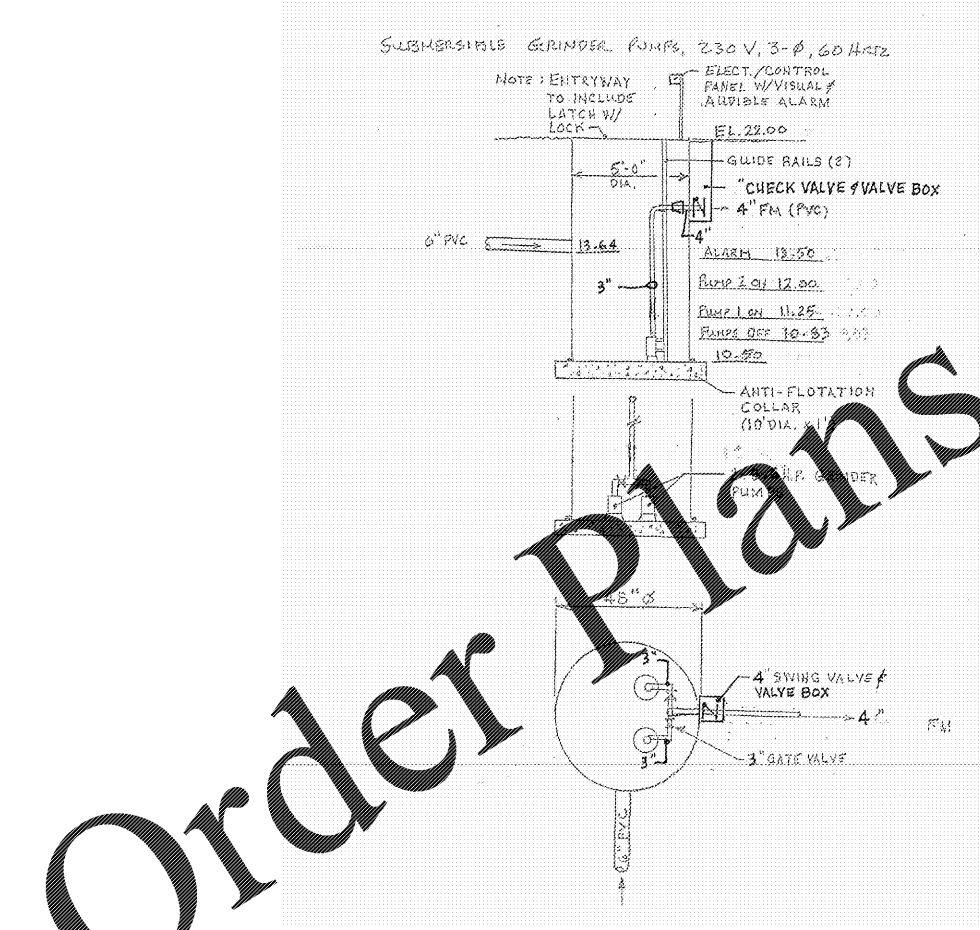
R-4996 Series

Self-Forming Trench Pan

Heavy Duty



Catalog Number	Description	A	B	C	D	Length
Standard Cover Dimensions						
R-4996-C1**	with grates cover	11-1/2	1-1/2	10	6	as ordered
Above standard frames made in 6ft. sections, covers in 2ft. lengths.						
* Available with type B grate only.						
** Also available with type P grate.						

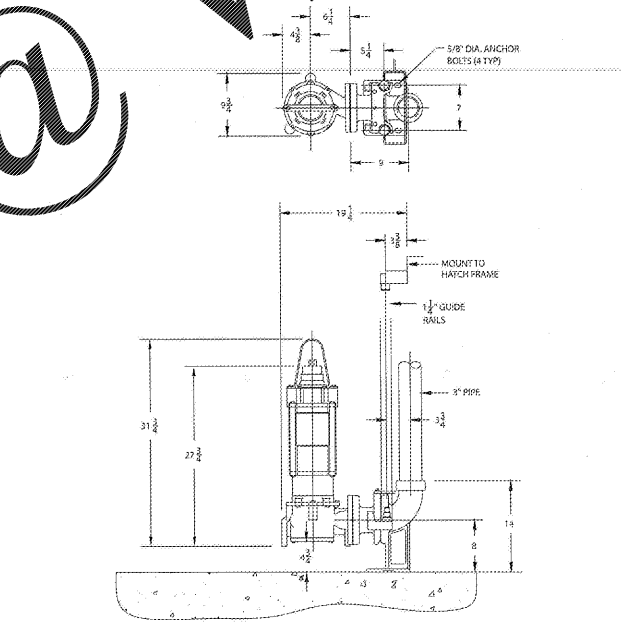


2 SANITARY LIFT STATION NTS

EBARA Submersible Grinder Pump (residential / commercial) EBG, EBHG

Dimensions - Lift Out Dimensions
 Project: _____ Model: _____ Chk'd: _____ Date: _____

Lift Out Dimensions
 Model EB(H)G
 3, 5, 7.5, 10HP
 Unit: inch

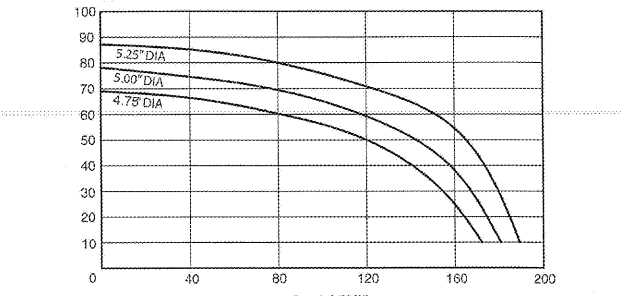


EBARA Fluid Handling
 www.pumps.ebara.com
 (800) 327-5005 • (813) 327-5997

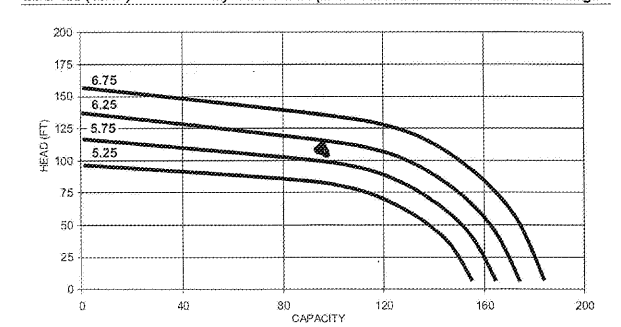
EBARA Submersible Grinder Pumps (residential / commercial) EBG, EBHG

Performance Curves
 Project: _____ GPM: _____ TDH: _____ EFF: _____ HP: _____ Chk'd: _____ Date: _____


EBG-51 EBG 53 (5HP) Synchronous Speed: 3450 RPM 2 1/4 / 3 inch Discharge




EBG-103 (10HP) Synchronous Speed: 3450 RPM 2 1/4 / 3 inch Discharge



EBARA Fluid Handling
 www.pumps.ebara.com
 (800) 327-5005 • (813) 327-5997



Ingenium
 PLANNING & ENGINEERING
 271 ROSWELL ST.
 SUITE 100
 ALPHARETTA, GA 30009
 770.457.9850
 HHKINGENIUM@GMAIL.COM



THIS ITEM HAS BEEN DIGITALLY SIGNED AND SEALED BY JAMES D. NEFF, PE ON THE DATE ADJACENT TO THE SEAL.
 PRINTED COPIES OF THIS DOCUMENT ARE NOT CONSIDERED SIGNED AND SEALED AND THE SIGNATURE MUST BE VERIFIED ON ANY ELECTRONIC COPIES.

STATE OF FLORIDA
 AUTHORIZATION NUMBER
 8370

PLANS PREPARED BY INGENIUM ENTERPRISES FORMERLY GRIMAL CRAWFORD

PANDA EXPRESS/CFT PLAZA
 3668 GULF BREEZE PARKWAY
 GULF BREEZE, FLORIDA



CLIENT:
CFT IV DEVELOPMENTS, LLC
 1120 N. TOWN CENTER DR., SUITE 150
 LAS VEGAS, NV 89144
 PHONE: (626) 799-8989

REVISION HISTORY

NO.	DESCRIPTION	DATE
1	ISSUE FOR BIDDING	11/21/16

THE CIVIL ENGINEER REGULARLY UPDATES ELECTRONIC FILES DURING THE DEVELOPMENT OF A PROJECT AS A RESULT, THE DATA INCLUDED IN ANY CAD FILE OR DRAWING PRIOR TO ITS FINAL RELEASE DOES NOT NECESSARILY REFLECT THE COMPLETE SCOPE OR CONTENT AS PERMITTED IN THE CONTRACT. THE CONTENTS IN THESE FILES MAY THEREFORE BE PRELIMINARY, INCOMPLETE, WORK IN PROGRESS, AND SUBJECT TO CHANGE. FURTHERMORE, THE INFORMATION CONTAINED HEREIN IS THE SOLE PROPERTY OF THE CIVIL ENGINEER. THE ORIGINAL DRAWING REPRESENTED HERE BY THIS INFORMATION SHALL NOT BE LOANED, ALTERED, OR REPRODUCED IN ANY MANNER WITHOUT THE EXPRESS WRITTEN CONSENT OF THE CIVIL ENGINEER. THESE PLANS ARE SUBJECT TO FEDERAL COPYRIGHT LAWS. ANY USE OF SAME WITHOUT EXPRESS WRITTEN PERMISSION OF THE CIVIL ENGINEER IS PROHIBITED.

PROJ # 170056
 DWG NAME 170056 COILING
 ISSUE DATE 11/21/2016
 PROJ MGR EF

UTILITY DETAILS III

C04.4
 SHEET NUMBER

ISSUE FOR BIDDING