



PANDA RESTAURANT GROUP INC.
 1683 Walnut Grove Ave.
 Rosemead, California
 91770
 Telephone: 626.799.9898
 Facsimile: 626.372.8288

All ideas, designs, arrangement and plans indicated or represented by this drawing are the property of Panda Express Inc. and were created for use on this specific project. None of these ideas, designs, arrangements or plans may be used by or disclosed to any person, firm, or corporation without the written permission of Panda Express Inc.

REVISIONS:

NO.	DESCRIPTION	DATE
1	ISSUED FOR BID & PERMIT	12-11-18
2	BID SET	01-30-19

ISSUE DATE:

1	ISSUED FOR BID & PERMIT	12-11-18
2	BID SET	01-30-19

DRAWN BY: JO

PANDA PROJECT # S8-19-D6573
 ARCH PROJECT # P7336

cph
 www.cphcorp.com
 A Full Service A & E Firm

Prepared By:
CPI, Inc.
 500 West Fulton St.
 Sanford, FL 32771
 Ph: 407-322-8841

Licenses:
 Eng. C.O.A. No. 2750-E
 Survey L.B. No. CA-909-LS
 Arch. Lic. No. 285-342

STATE OF FLORIDA
 1/29/2019
 AR98149
 REGISTERED ARCHITECT
 1/29/2019
 JEFFREY FOSTER, AIA

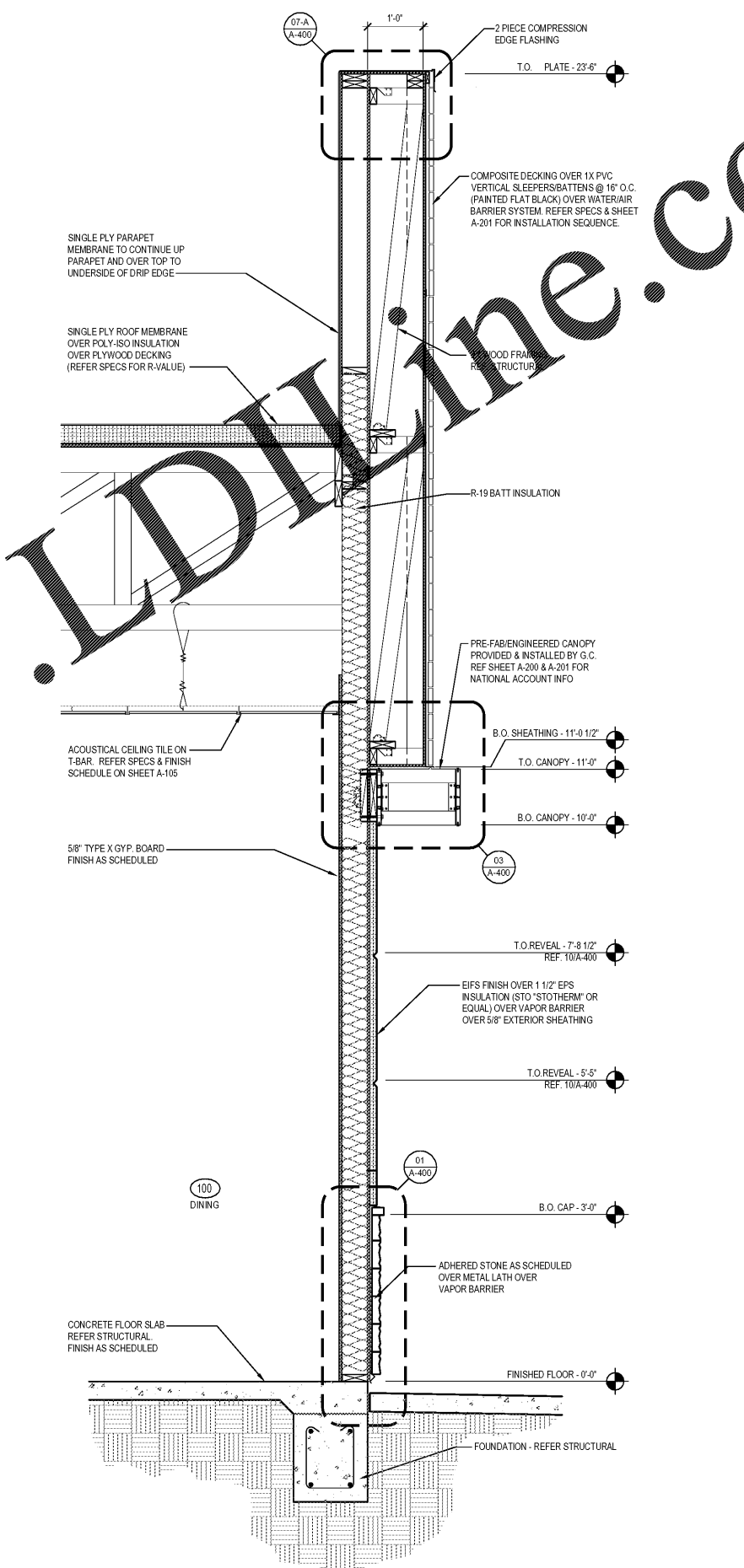
PANDA EXPRESS
 WARM & WELCOME 2200
 ATLANTIC BLVD & MARKETPLACE DR
 JACKSONVILLE, FL 32225

A-302

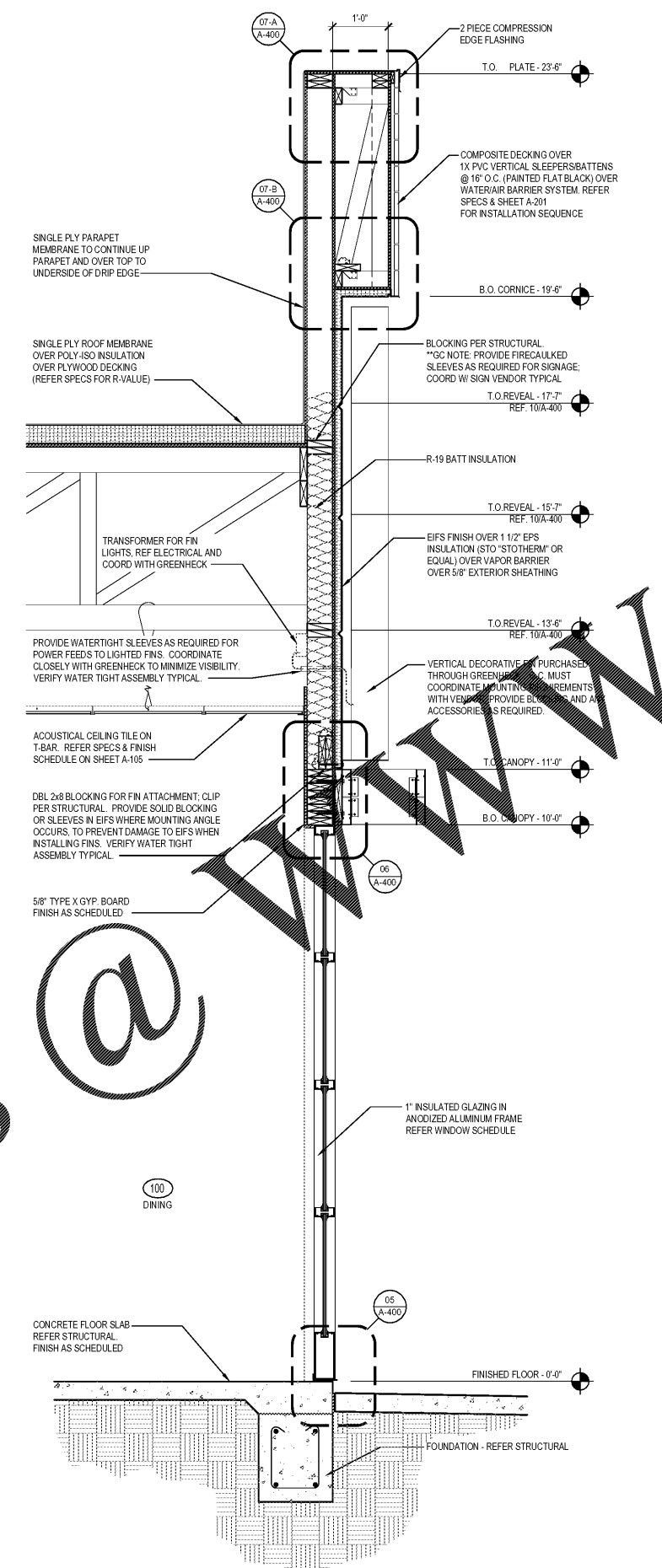
WALL SECTIONS

TRUE WARM & WELCOME 2200

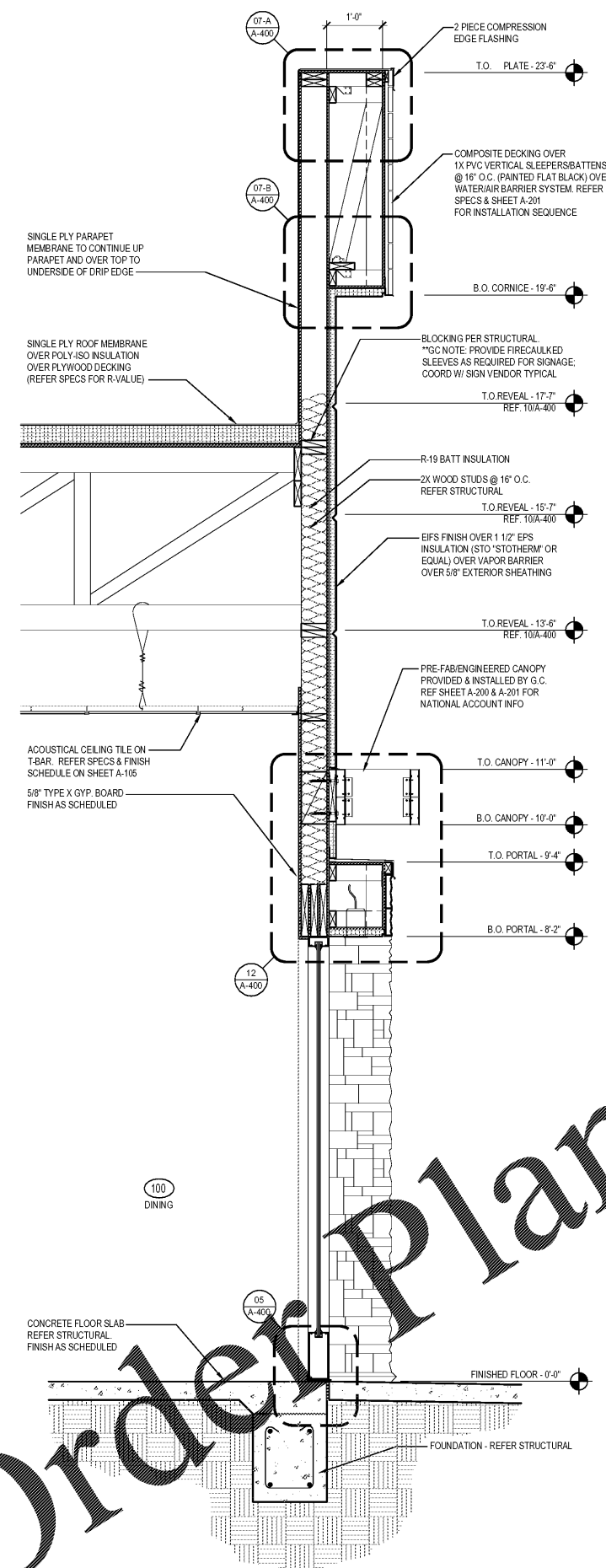
This item has been electronically signed and sealed by Jeffrey Foster, A.I.A. on January 29, 2019 using a digital signature. Printed copies of this document are not considered signed and sealed and the signature must be verified on any electronic copies.



SECTION AT MIDDLE PORTION OF ENTRY WALL 3
 Scale= 3/4" = 1'-0" A-302



SECTION AT STOREFRONT AREA OF ENTRY SIDE 2
 Scale= 3/4" = 1'-0" A-302



SECTION AT ENTRY PORTAL 1
 Scale= 3/4" = 1'-0" A-302

Order Plans @ WWW.LDOnline.com