

LIGHTING FIXTURE SCHEDULE

PROVIDED FOR INFORMATION ONLY. VERIFY AND INSTALL PER ELECTRICAL DRAWING.

01-12-19

ITEM	SYMBOL	DESCRIPTION	QTY.	MFR. & CAT. NO.	REMARK
INTERIOR LIGHTING ITEM					
L1	[Symbol]	T-BAR CEILING RECESSED MOUNTED LED LIGHTING FIXTURE, 2' X 4', 120V BAKED-ON WHITE ENAMEL FINISH.		LSI FIXTURE: SFP24-LED-50-UE-DIM-35	KITCHEN CEILING LIGHTS, FURNISHED BY OWNER INSTALLED BY GC
L1B	[Symbol]	T-BAR CEILING RECESSED MOUNTED LED LIGHTING FIXTURE, 2' X 2', 120V BAKED-ON WHITE ENAMEL FINISH.		LSI FIXTURE: SFP22-LED-30-UE-DIM-35-U	KITCHEN CEILING LIGHTS, FURNISHED BY OWNER INSTALLED BY GC
L1EM	[Symbol]	T-BAR CEILING RECESSED MOUNTED LED LIGHTING EMERGENCY FIXTURE, 2' X 4', 120V BAKED-ON WHITE ENAMEL FINISH.		LSI FIXTURE: SFP24-LED-50-UE-DIM-EM	EMERGENCY KITCHEN CEILING LIGHTS FURNISHED BY OWNER INSTALLED BY GC
L4H	[Symbol]	UNIVERSAL MOUNT EXIT SIGN, LED LIGHTED, 120/277V WITH BATTERY PACK, 2 FACE, GREEN LETTER		EXITRONIX GVEX-U-BP-WB-BL-R6	EXIT SIGN FURNISHED BY OWNER, INSTALLED BY GC
L6A	[Symbol]	HOOD LIGHT		FURNISHED & INSTALLED BY EQUIPMENT SUPPLIER	LIGHTS SUPPLIED & PRE-WIRED BY HOOD VENDOR. ELECTRIC CONTRACTOR TO CONNECT MAIN WIRES TO SHUNT TRIP BREAKER AND HOOD CONTROL PANEL.
L6B	[Symbol]	WALK-IN COOLER FLUORESCENT LIGHT, 120 V 48"		KASON FIXTURE: #181(LX4000)	FURNISHED BY WIC VENDOR, G.R.E., INSTALLED BY GC
L19	[Symbol]	DOWN LIGHT, RECESSED IN CEILING		ELITE HOUSING: LD6IC-AT LED MODULE, ELITE LED LIGHTING RL607-14W-120-FL-30K-SN-SN	FURNISHED BY OWNER, INSTALLED BY GC
L19EM	[Symbol]	EMERGENCY DOWN LIGHT, RECESSED IN CEILING		ELITE HOUSING: LD6IC-AT LED MODULE, ELITE LED LIGHTING RL607-14W-120-FL-30K-SN-SN	EMERGENCY RECESSED DOWN LIGHT - NORMALLY ON INVERTER UNIT - ISOLITE, IMI-12-LC-V1 FURNISHED BY OWNER INSTALLED BY GC
L20	[Symbol]	3 3/4" ADJUSTABLE MR16 DOWN LIGHT, RECESSED IN CEILING		LIGHTOLIER: LYTECASTER-378WHX FRAME-IN KIT: 302MRSPX BULB: MR16 - GE - PRECISE IR 37 WATT 40° BEAM	FURNISHED BY OWNER, INSTALLED BY GC
L26	[Symbol]	DECORATIVE PENDANT LIGHT		BENTWOOD PENDANTS: A, CIRCLE B, UNION C, OBLONG D, BARREL	FURNISHED BY OWNER, INSTALLED BY GC
L30	[Symbol]	WHITE LED AT SERVICE COUNTER SOFFIT & DINING ROOM PARTIAL HEIGHT WALL		LUXEM BRIGHT FIXTURE: BLAZE LED	FURNISHED BY OWNER, INSTALLED BY GC
L35	[Symbol]	9.8" DIA. DECORATIVE ISLA PENDANT LF INCANDESCENT		LBL LIGHTING, MODEL #LF512CRSC BULB: LED EDISON LAMP, 1173467	HUNG @ 6'-6" AFF OVER DINING TABLES IN BETWEEN BOOTH FURNISHED BY OWNER, INSTALLED BY GC (VERIFY W/ PANDA)
L100	[Symbol]	MICRO INVERTER		ISOLITE #MI 125	FURNISHED BY OWNER, INSTALLED BY GC
S	[Symbol]	SPEAKER			FURNISHED BY MUSIC VENDOR, INSTALLED BY MUSIC VENDOR

NIGHT LIGHTING REQUIREMENTS: "NL" DESIGNATION INDICATED NIGHT LIGHT ON UNSWITCHED CIRCUIT.

- ONE NL BY SERVICE COUNTER, POS / CASHIER
- ONE NL BY POS / CASHIER AT DRIVE THRU STATION IF APPLICABLE
- ONE NL BY EACH EXIT DOORS IN DINNING ROOM & BACK OF HOUSE

EXTERIOR LIGHTING

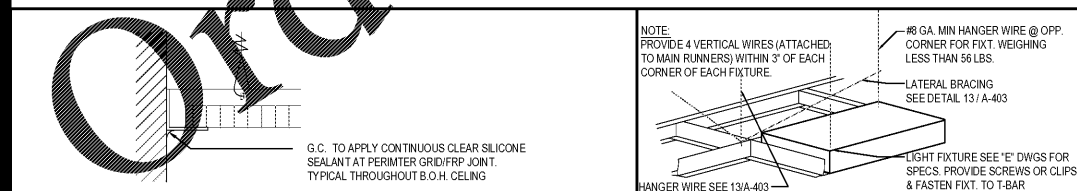
ITEM	SYMBOL	DESCRIPTION	QTY.	MFR. & CAT. NO.	REMARK
L5A	[Symbol]	WALL MOUNTED OVER SERVICE DOOR FIXTURE		HUBBELL, NRG 1100 BRONZE NRG-1143-B, 42W CFL	OVER EXTERIOR SERVICE DOOR. REFER ELEVATIONS FOR HEIGHT FURNISHED BY OWNER, INSTALLED BY GC
L6E	[Symbol]	NAVILITE EMERGENCY LIGHT		EXITRONIX MLED1-G-WP	OVER EXTERIOR ENTRANCE & SERVICE DOORS. REFER ELEVATIONS FOR HEIGHT. FURNISHED BY OWNER, INSTALLED BY GC
L6EA	[Symbol]	EXTERIOR RECESS EMERGENCY LIGHT		ELITE HOUSING: LD6IC-AT LED MODULE, ELITE LED LIGHTING WET LOCATION: RL607-14W-120-FL-30K-SN-SN -WET LOCATION	EMERGENCY RECESSED DOWN LIGHT - NORMALLY ON INVERTER UNIT - ISOLITE, IMI-12-LC-V1 FURNISHED BY OWNER INSTALLED BY GC
L9D	[Symbol]	DECORATIVE LED WALL SCENCE		HINKLEY LIGHTING, ATLANTIS, BRONZE, 1649BZ-LED	AT PORTAL OF ENTRY DOOR. REFER ELEVATIONS FOR HEIGHT FURNISHED BY OWNER, INSTALLED BY GC
L40	[Symbol]	LINEAR LIGHT AT EXTERIOR STORAGE ROOM		COOPER MX-4VT2-LD4-6-DR-UNV-L840-CD1-WL-U	FURNISHED BY OWNER, INSTALLED BY GC

CEILING SCHEDULE

INSTALLED AND FURNISHED BY G.C. UNLESS NOTED OTHERWISE

NO	MANUFACTURER	DESCRIPTION	MATERIAL	FINISH
C1	ARMSTRONG	2' X 2' SUSPENDED T-BAR GRID CEILING SYSTEM	CUSTOM WHITE	T-BAR AND GRID COLOR: SEPIA CONTACT AT ARMSTRONG-SHERRY BRUNT 1-800-442-4212
C2	USG	2' X 4' SUSPENDED T-BAR GRID CEILING SYSTEM	WINN-DIXIE VINYL CLAD GYP. BD PANELS	SMOOTH AND WASHABLE WHITE
C3	GOLD BOND	MONOLITHIC CEILING ON METAL FRAMING	3/8" GYP. BD	SMOOTH PAINT - WHITE AND WASHABLE

SEE SHEET A-103 FOR PAINT SCHEDULE




CEILING GRID DETAIL 3

LIGHT FIXTURE DETAIL 2

Scale= NTS A-105

Scale= NTS A-105



REFLECTED CEILING PLAN 1

Scale= 1/4" = 1'-0" A-105



PANDA RESTAURANT GROUP INC.
1683 Walnut Grove Ave.
Rosemead, California
91770
Telephone: 626.799.9898
Facsimile: 626.372.8288

All ideas, designs, arrangement and plans indicated or represented by this drawing are the property of Panda Express Inc. and were created for use on this specific project. None of these ideas, designs, arrangements or plans may be used by or disclosed to any person, firm, or corporation without the written permission of Panda Express Inc.


REVISIONS:

NO.	DESCRIPTION	DATE
1	ISSUED FOR BID & PERMIT	12-11-18
2	BID SET	01-30-19

ISSUE DATE:

NO.	DESCRIPTION	DATE
1	ISSUED FOR BID & PERMIT	12-11-18
2	BID SET	01-30-19

DRAWN BY: JO
PANDA PROJECT # S8-19-D6573
ARCH PROJECT # P7336



PANDA EXPRESS
WARM & WELCOME 2200
ATLANTIC BLVD & MARKETPLACE DR
JACKSONVILLE, FL 32225

A-105

REFLECTED CEILING PLAN

TRUE WARM & WELCOME 2200

This item has been electronically signed and sealed by Jeffrey Foster, A.I.A. on January 29, 2019 using a digital signature. Printed copies of this document are not considered signed and sealed and the signature must be verified on any electronic copies.