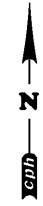
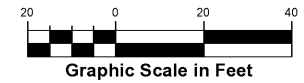


Symbol	Label	Quantity	Catalog Number	Description	Lamp	Number Lamps	Filename	Lumens Per Lamp	Light Loss Factor	Wattage
□	A	3	VILLA LIGHTING-XGBM-FT-LED-HO-NW-HSS	CONTACT RYAN ZINSELMEIER- 314-531-2600		1	XGBM-FT-LED-HO-NW-HSS.ies	17194	1	288.8
□	B	3	VILLA LIGHTING-XGBM-3-LED-HO-NW-HSS	CONTACT RYAN ZINSELMEIER- 314-531-2600		1	XGBM-3-LED-HO-NW-HSS.ies	13942	1	288.3
□	D	2	VILLA LIGHTING-XGBM-FT-LED-HO-NW-HSS	CONTACT RYAN ZINSELMEIER- 314-531-2600		1	XGBM-FT-LED-HO-NW-HSS.ies	17194	1	577.6

Description	Symbol	Avg	Max	Min	Max/Min	Avg/Min
CALC SUMMARY- PAVED SURFACE	+	4.0 fc	9.0 fc	1.0 fc	9.0:1	4.0:1
CALC SUMMARY-PROPERTYLINE	+	0.5 fc	1.7 fc	0.1 fc	17.0:1	5.0:1
TRASH ENCLOSURE	+	6.2 fc	8.5 fc	3.4 fc	2.5:1	1.8:1

Note
 1. Mounting height of 25' (23' pole)
 2. Calculations taken at ground level.
 3. Contact Villa Lighting- Ryan Zinselmeier- ryan.zinselmeier@villalighting.com- 314.531-2600



PANDA RESTAURANT GROUP INC.
 1683 Walnut Grove Ave.
 Rosemead, California
 91770
 Telephone: 626.799.9898
 Facsimile: 626.372.8288

All ideas, designs, arrangement and plans indicated or represented by this drawing are the property of Panda Express Inc. and were created for use on this specific project. None of these ideas, designs, arrangements or plans may be used by or disclosed to any person, firm, or corporation without the written permission of Panda Express Inc.

REVISIONS:
 1. ARCH/CIVIL/OWNER COORD. 01/30/19

ISSUE DATE:
 ISSUED FOR BID 01/30/19

DRAWN BY: P. Ranucci

PANDA PROJECT # S8-19-D6573
 ARCH PROJECT # P7336

cph
 Plans Prepared By:
CPI, Inc.
 5200 Belfort Road, Suite 220
 Jacksonville, FL 32256
 Ph: 904.332.0959
 Licenses:
 Eng. C.O.A. No. 3215
 Survey L.B. No. 7143
 Arch. Lic. No. AA2809928
 Landsc. Lic. No. LC0000298
A Full Service A & E Firm



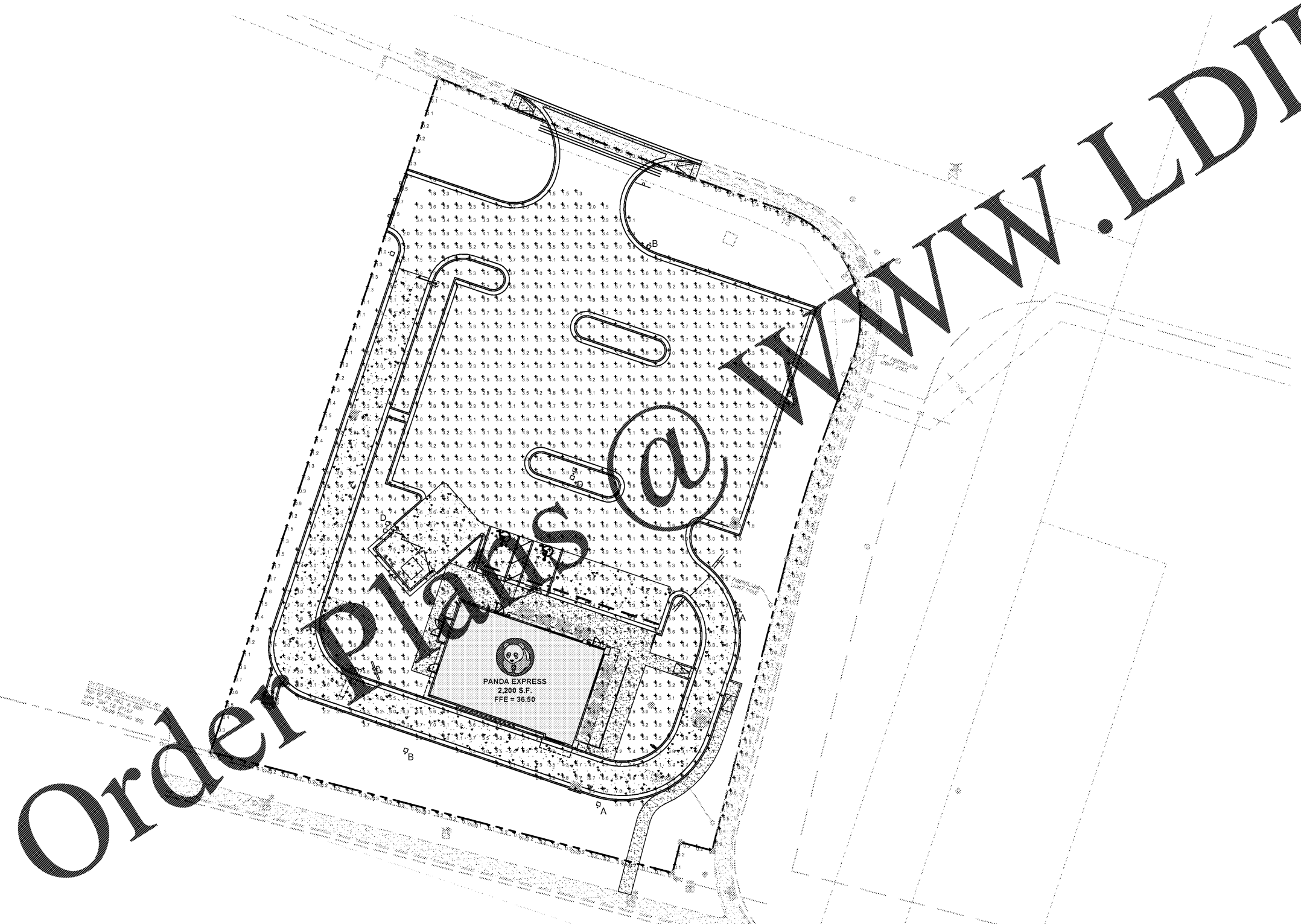
PANDA EXPRESS
 TRUE WARM & WELCOME 2200
 ATLANTIC & KERNAN
 CITY OF JACKSONVILLE, FLORIDA

LP1.1

LIGHTING PLAN

TRUE WARM & WELCOME 2200

This item has been digitally signed and sealed by BRIAN P. CASSIDY, P.E. on the date adjacent to the seal. Printed copies of this document are not considered signed and sealed and the signature must be verified on any electronic copies.



PANDA EXPRESS
 2,200 S.F.
 FFE = 36.50