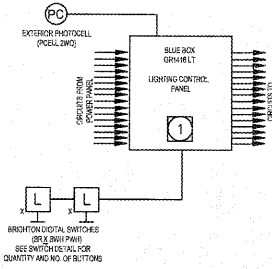
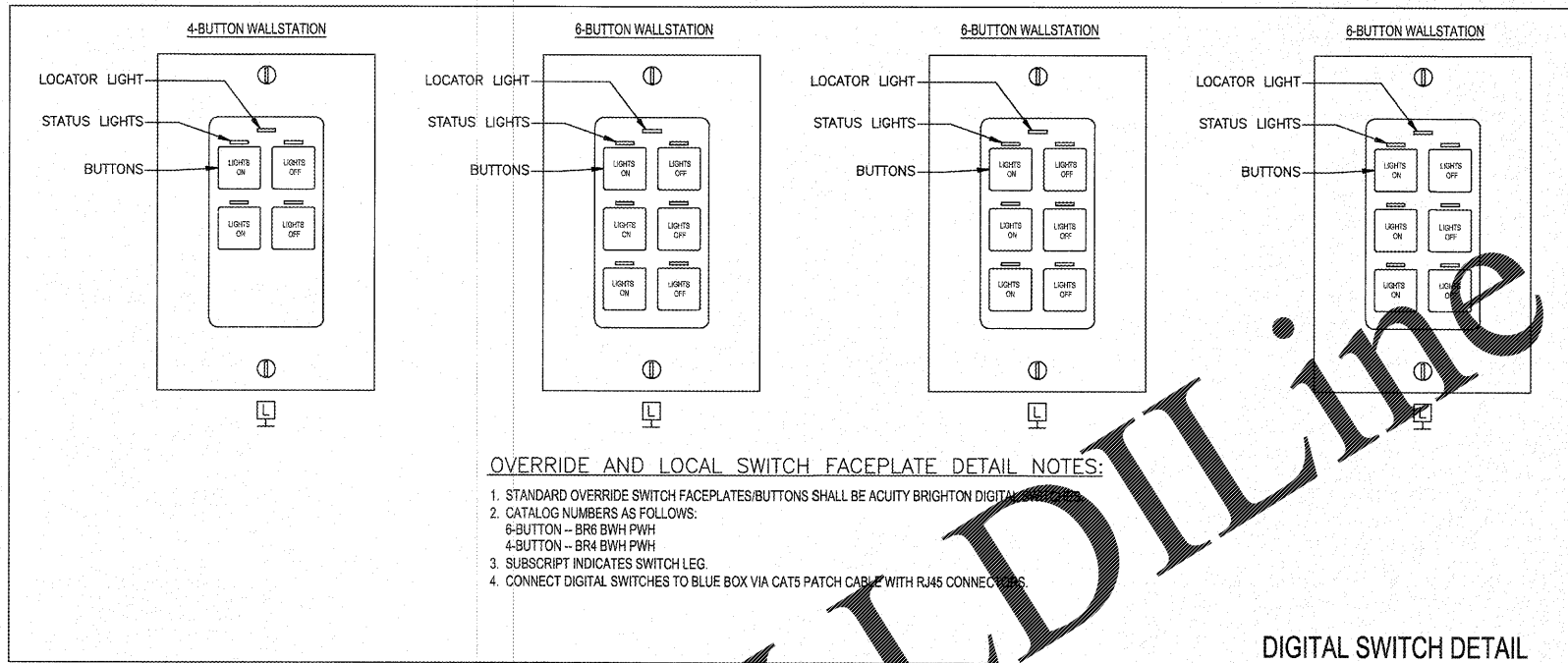


**LIGHTING CONTROL SYSTEM SCHEMATIC:**



**LIGHTING CONTROL SYSTEM SCHEMATIC PLAN NOTES:**

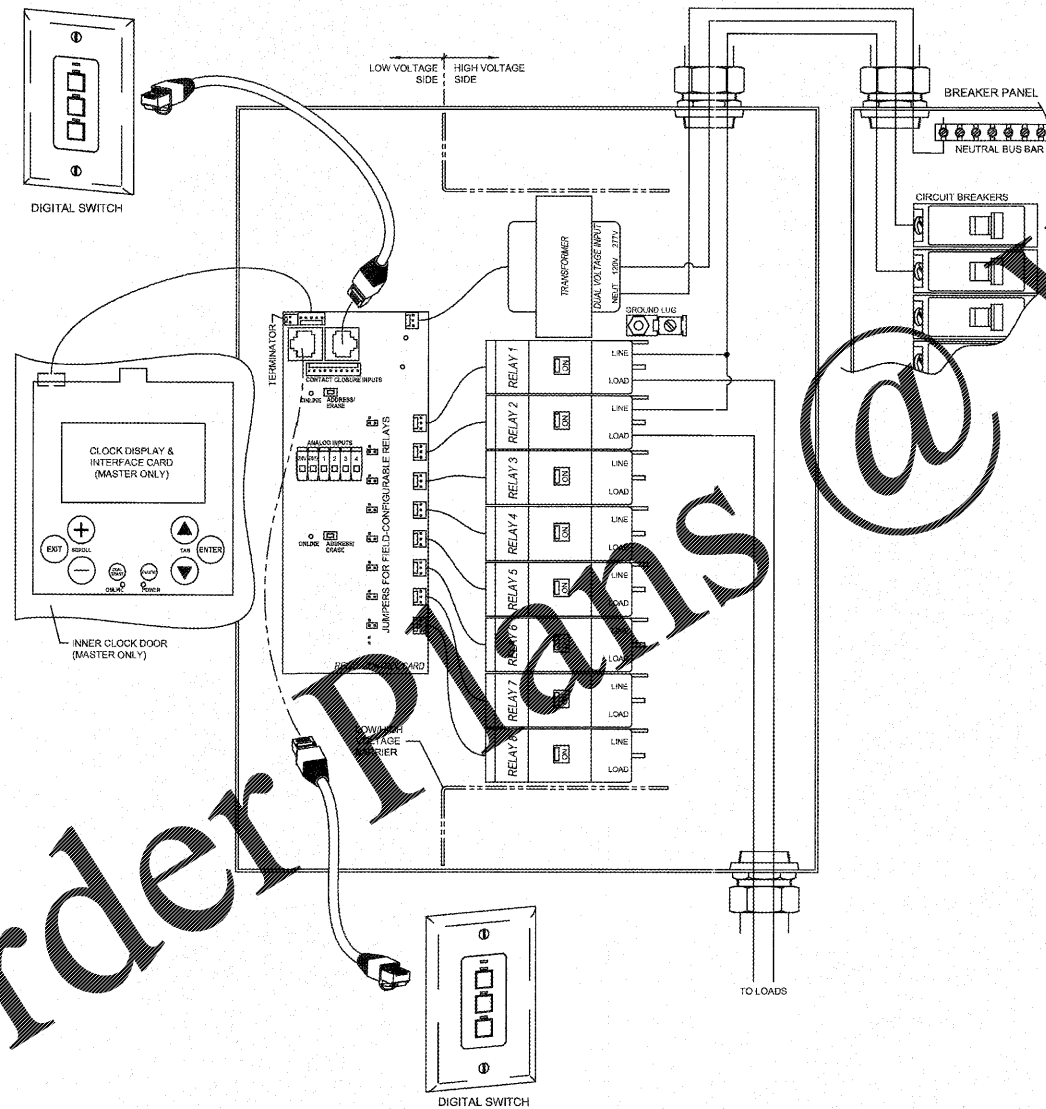
1. MASTER LIGHTING CONTROL PANEL. SEE PLANS FOR EXACT LOCATION. REFER TO MASTER LIGHTING CONTROL PANEL SCHEDULE FOR MORE INFORMATION. PROVIDE 120V POWER AS REQUIRED. DO NOT USE LIGHTING BRANCH CIRCUIT FOR CONTROL PANEL POWER.



**VERRIDE AND LOCAL SWITCH FACEPLATE DETAIL NOTES:**

1. STANDARD OVERRIDE SWITCH FACEPLATES/BUTTONS SHALL BE ACUTY BRIGHTON DIGITAL SWITCHES.
2. CATALOG NUMBERS AS FOLLOWS:  
 6-BUTTON - BR6 BWH PWH  
 4-BUTTON - BR4 BWH PWH
3. SUBSCRIPT INDICATES SWITCH LEG.
4. CONNECT DIGITAL SWITCHES TO BLUE BOX VIA CAT5 PATCH CABLE WITH RJ45 CONNECTORS.

DIGITAL SWITCH DETAIL



**LIGHTING CONTROL PANEL SCHEDULE - LCP**

| COUNTING SURFACE | PHOTO CELL | COMM. MEDIA COPPER | DPCS / IDCS INTERFACE                | BMS INTERFACE | NETWORK INTERFACE            | MODEM        | AVAILABLE FAULT CURRENT | REMARKS                |          |           |             |
|------------------|------------|--------------------|--------------------------------------|---------------|------------------------------|--------------|-------------------------|------------------------|----------|-----------|-------------|
|                  | YES        |                    | -                                    | -             | -                            | -            | 10,000                  | ACUTY BLUE BOX GRH HLT |          |           |             |
| PANEL #          | CKT #      | RELAY              | DESCRIPTION                          | LOCAL SWITCH  | OVERRIDE SWITCH              | CONTROL ZONE | MISCELLANEOUS           |                        |          |           |             |
| A                | 11         | 1                  | LIGHTING-KITCHEN/STORAGE             | IN KITCHEN    | IN KITCHEN                   | a            | -                       |                        |          |           |             |
| A                | 1          | 2                  | LIGHTING-SERVICE/DINING AREA         | IN KITCHEN    | IN KITCHEN                   | b            | -                       |                        |          |           |             |
| A                | 5          | 3                  | LIGHTING-DINING AREA (DAYLIGHT ZONE) | IN KITCHEN    | IN KITCHEN                   | c            | -                       |                        |          |           |             |
| A                | 3          | 4                  | LIGHTING-EXTERIOR                    | IN KITCHEN    | IN KITCHEN                   | d            | -                       |                        |          |           |             |
| A                | 22         | 5                  | BUILDING SIGNAGE                     | IN KITCHEN    | IN KITCHEN                   | e            | -                       |                        |          |           |             |
| A                | 24         | 6                  | SITE LIGHTING                        | IN KITCHEN    | IN KITCHEN                   | f            | -                       |                        |          |           |             |
| A                | 8          | 7                  | DIRECTIONAL SIGNAGE                  | IN KITCHEN    | IN KITCHEN                   | g            | -                       |                        |          |           |             |
| A                | 14         | 8                  | PYLON SIGN                           | IN KITCHEN    | IN KITCHEN                   | h            | -                       |                        |          |           |             |
| A                | 12         | 9                  | DRIVE-THRU MENU BOARD                | IN KITCHEN    | IN KITCHEN                   | i            | -                       |                        |          |           |             |
| -                | -          | -                  | -                                    | -             | -                            | -            | -                       | -                      |          |           |             |
| -                | -          | -                  | -                                    | -             | -                            | -            | -                       | -                      |          |           |             |
| -                | -          | -                  | -                                    | -             | -                            | -            | -                       | -                      |          |           |             |
| -                | -          | -                  | -                                    | -             | -                            | -            | -                       | -                      |          |           |             |
| -                | -          | -                  | -                                    | -             | -                            | -            | -                       | -                      |          |           |             |
| -                | -          | -                  | -                                    | -             | -                            | -            | -                       | -                      |          |           |             |
| -                | -          | -                  | -                                    | -             | -                            | -            | -                       | -                      |          |           |             |
| CONTROL ZONE     | TIME ON    | TIME OFF           | PHOTO ON                             | PHOTO OFF     | DESCRIPTION                  | CONTROL ZONE | TIME ON                 | TIME OFF               | PHOTO ON | PHOTO OFF | DESCRIPTION |
| d                | -          | -                  | X                                    | X             | SECURITY LIGHTING - EXTERIOR |              | -                       | -                      | -        | -         |             |
| e                | -          | 2300               | X                                    | -             | EXTERIOR LIGHTING - SIGNS    |              | -                       | -                      | -        | -         |             |

BLUE BOX LIGHTING CONTROL PANEL SHALL BE PROVIDED BY NATIONAL ACCT. WITH VILLA LIGHTING, UON CONTACT DEANNA MCCLANAHAN AT 314-633-0508 OR DEANNA.MCCLANAHAN@VILLALIGHTING.COM

Harold Hart, P.E.  
 CONSULTING ENGINEER  
 6928 W. LINEBAUGH AVE. - STE. 101  
 TAMPA, FLORIDA 33625  
 Telephone: (813) 287-2719  
 Fax: (813) 961-1585  
 © 2013. All Rights Reserved

**DUNKIN'**

**dunkin'**  
 brand.  
 STORE #858032  
 US-11W  
 BRISTOL, TN

| REVISION |      |             |
|----------|------|-------------|
| No.      | DATE | DESCRIPTION |
|          |      |             |
|          |      |             |
|          |      |             |

DWG DATE: 2-1-2019  
 DRAWN BY: SC/AM  
 PROJECT No.: 19005  
 DWG TITLE:

LIGHTING CONTROL SYSTEM DETAILS

SHEET No.  
**E-1A**

Order Plans