



THE PROFESSIONAL SERVICES OF THE DESIGNER AND/OR ARCHITECT ARE UNDERTAKEN FOR AND ON BEHALF OF THE PROJECT OWNER. NO CONTRACTUAL OBLIGATION IS ASSUMED BY THE DESIGNER AND/OR ARCHITECT FOR THE BENEFIT OF ANY OTHER ENTITY INVOLVED IN THIS PROJECT.

EXISTING CONDITIONS: THE DESIGNER / ARCHITECT DISCLAIMS ANY RESPONSIBILITY FOR THE EXISTING BUILDING STRUCTURE, SITE CONDITIONS, EXISTING CONSTRUCTION ELEMENTS, OR ANY OTHER DOCUMENTS, DRAWINGS, OR OTHER INSTRUMENTS RELATED TO OR INTENDED TO BE USED FOR ANY PART OR PORTS OF THE PROJECT, WHICH DO NOT BEAR THE ARCHITECT'S SEAL.

THIS DRAWING HAS BEEN PREPARED BY THE ARCHITECT, OR UNDER HIS SUPERVISION. THIS DRAWING IS PROVIDED AS AN INSTRUMENT OF SERVICE BY THE DESIGNER / ARCHITECT AND IS INTENDED FOR USE ON THIS PROJECT ONLY. PURSUANT TO THE ARCHITECTURAL WORKS COPYRIGHT PROTECTION ACT OF 1990, ALL DRAWINGS, SPECIFICATIONS, IDEAS AND DESIGNS, INCLUDING THE OVERALL FORM, ARRANGEMENT AND COMPOSITION OF SPACES AND ELEMENTS APPEARING HEREIN, CONSTITUTE THE ORIGINAL, COPYRIGHTED WORK OF THE DESIGNER / ARCHITECT. ANY REPRODUCTION, USE, OR DISSEMINATION OF INFORMATION CONTAINED HEREIN WITHOUT THE PRIOR WRITTEN CONSENT OF THE ARCHITECT/DESIGNER IS STRICTLY PROHIBITED. (C) COPYRIGHT 2019 BY STUDIO T2 DESIGN

GENERAL NOTES

RELATED DOCUMENTS: THIS DRAWING IS A SINGLE PART OF AN INTEGRATED SET OF CONSTRUCTION CONTRACT DOCUMENTS. THE GENERAL CONDITIONS OF THE CONTRACT, THE GENERAL REQUIREMENTS, DIVISION 1 OF THE SPECIFICATIONS, APPLICABLE REQUIREMENTS OF DIVISION 2 THROUGH DIVISION 18 SECTIONS OF THE SPECIFICATIONS, AND OTHER DRAWINGS MAY APPLY TO THE WORK DESCRIBED ON THIS DRAWING. FAILURE TO REVIEW OTHER DOCUMENTS DOES NOT RELIEVE THE CONTRACTOR FROM PROVIDING A COMPLETE PROJECT.

COMPLY WITH ALL LAWS, CODES AND ORDINANCES OF AUTHORITIES HAVING JURISDICTION, AND WITH REQUIREMENTS OF THE LANDLORD, IF APPLICABLE.

VERIFY ACTUAL CONDITIONS AND DIMENSIONS PRIOR TO CONSTRUCTION. COMMENCEMENT OF WORK CONSTITUTES VERIFICATION AND ACCEPTANCE OF EXISTING CONDITIONS.

CALCULATE AND MEASURE REQUIRED DIMENSIONS, DO NOT SCALE THE DRAWINGS UNLESS OTHERWISE DIRECTED.

APPLICATION OF A MATERIAL OR EQUIPMENT ITEM TO BE INSTALLED BY OTHERS CONSTITUTES ACCEPTANCE OF THAT WORK, AND ASSUMPTION OF RESPONSIBILITY FOR SATISFACTORY INSTALLATION.

DIMENSIONS SHOWN ARE TO FINISH FACE OF A MATERIAL, UNLESS OTHERWISE INDICATED.

PROJECT CONTACT
THOM TOBEN
EMAIL: TLTOBEN@ST2D.COM
PH: 913.649.6037
CELL: 913.485.6037

IN ASSOCIATION WITH

JAMES A. LICHTY, ARCHITECT
I HEREBY CERTIFY THAT THESE PLANS AND SPECIFICATIONS WERE PREPARED BY ME OR UNDER MY DIRECT SUPERVISION AND TO THE BEST OF MY KNOWLEDGE COMPLY WITH ALL LOCAL, STATE AND FEDERAL REGULATIONS AND THAT I AM A DULY REGISTERED ARCHITECT UNDER THE LAWS OF:
STATE: LOUISIANA
SEAL NUMBER: 3686
DATE:

REVISIONS AND NOTATIONS

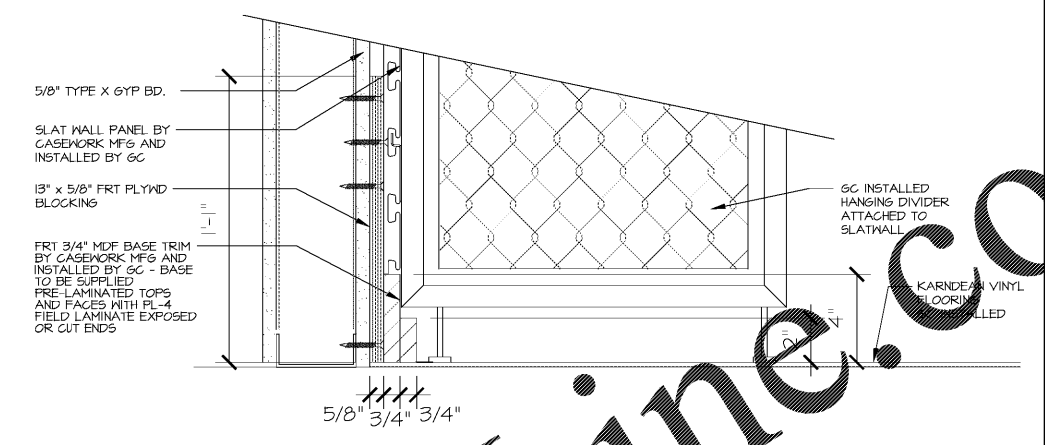
NO.	DESCRIPTION	DATE

DATE
4 FEBRUARY 2019

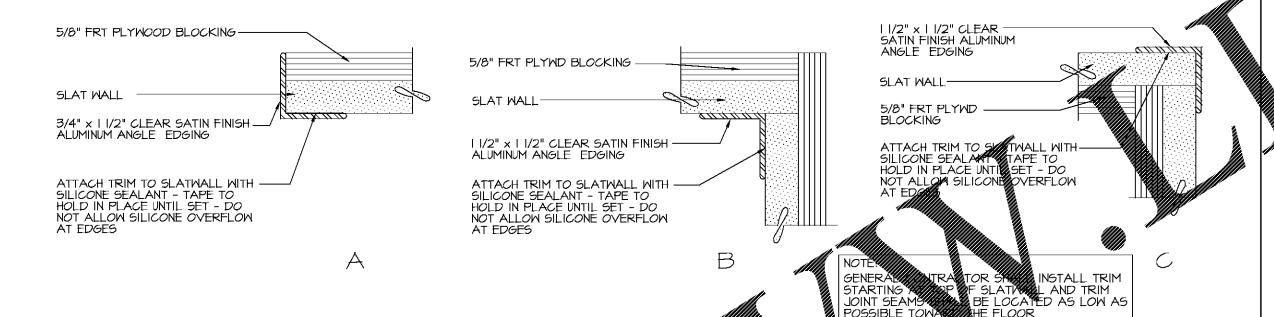
DRAWING TITLE
CASEWORK DETAILS
CASEWORK SECTIONS

DRAWING NUMBER

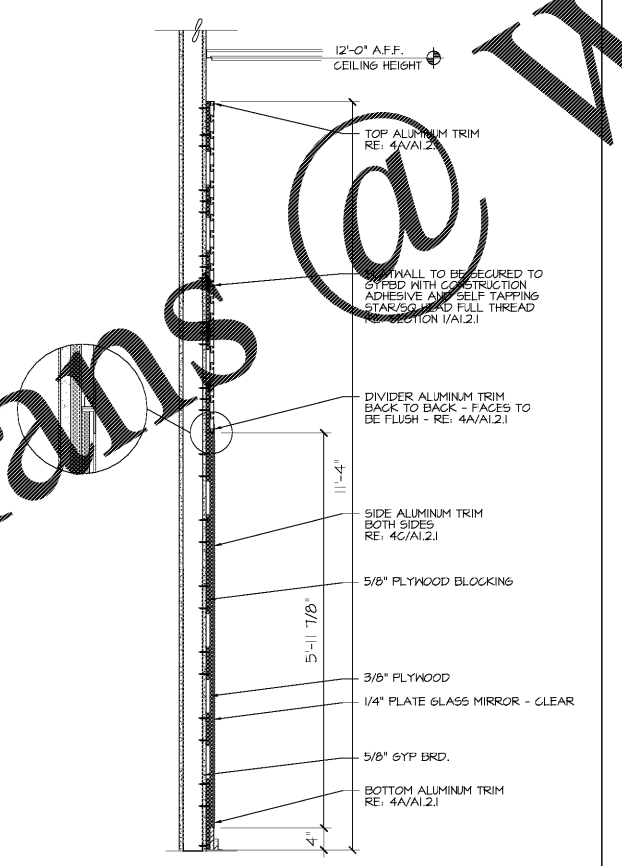
A1.2.1



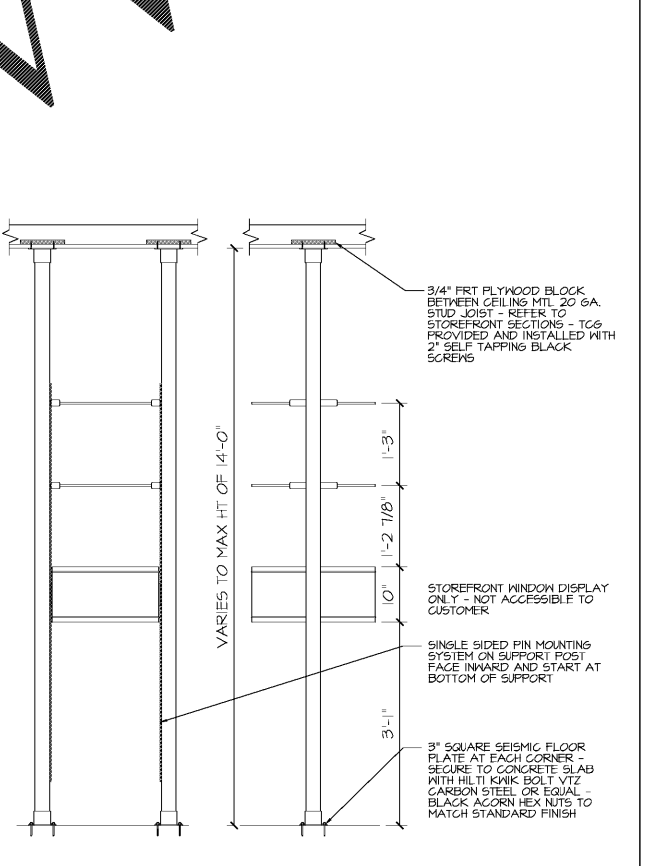
5 LAMINATED BASE DETAIL (WB-1)
SCALE: 3/4"=1'-0"



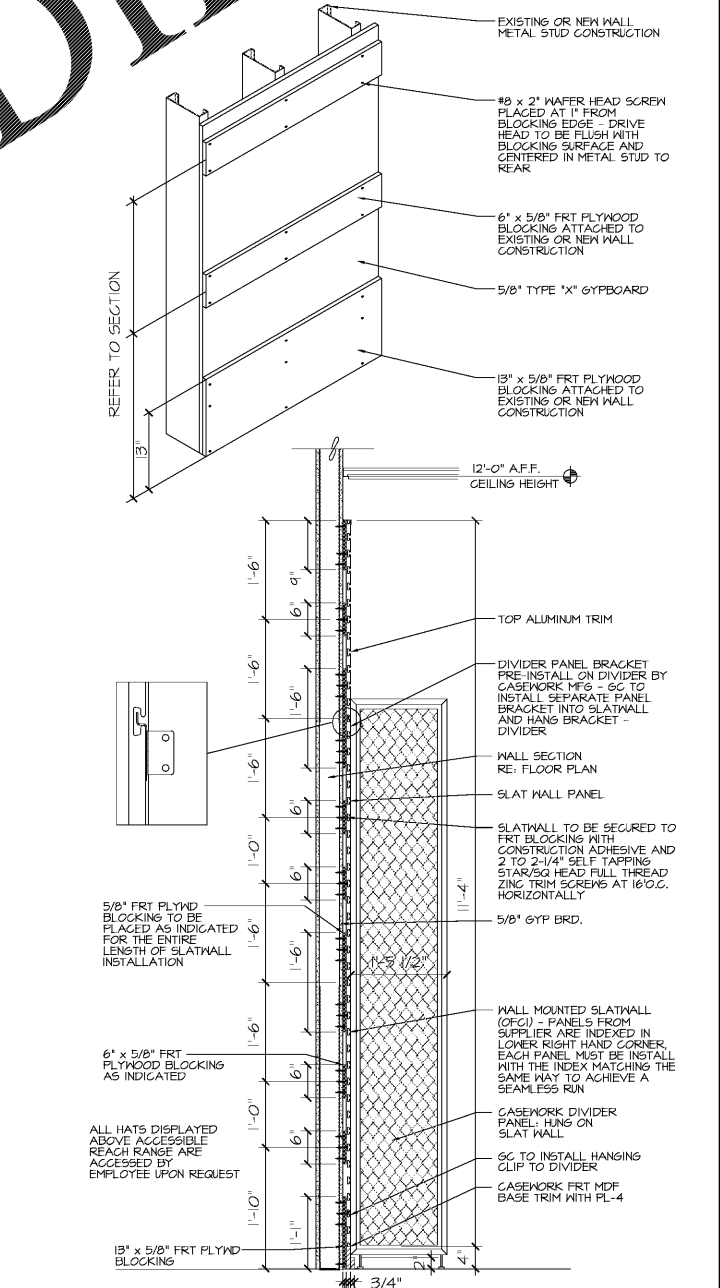
4 SLATWALL EDGE TRIM DETAILS
SCALE: 6"=1'-0"



3 MIRROR - SLATWALL SECTION
SCALE: 3/4"=1'-0"



2 WINDOW DISPLAY UNIT SECTION
SCALE: 3/4"=1'-0"



DIVIDER SECTION @ SLATWALL
SCALE: 3/4"=1'-0"

Order Plans @

WWW.LIDSLINE.COM