

Luminaire Schedule			
Symbol	Label	Catalog Number	Description
	A	EWAr280-3	EW Area/Parking Lot Light w/type III Optics
	B	EWAr280-4	EW Area/Parking Lot Light w/type IV Optics
	C	EWAr280-4	EW Area/Parking Lot Light w/type IV Optics
	F		Energywise LED Spot Light

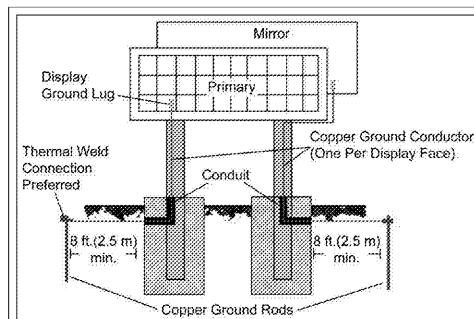


Figure 1: Grounding Detail Diagram

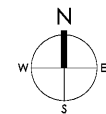
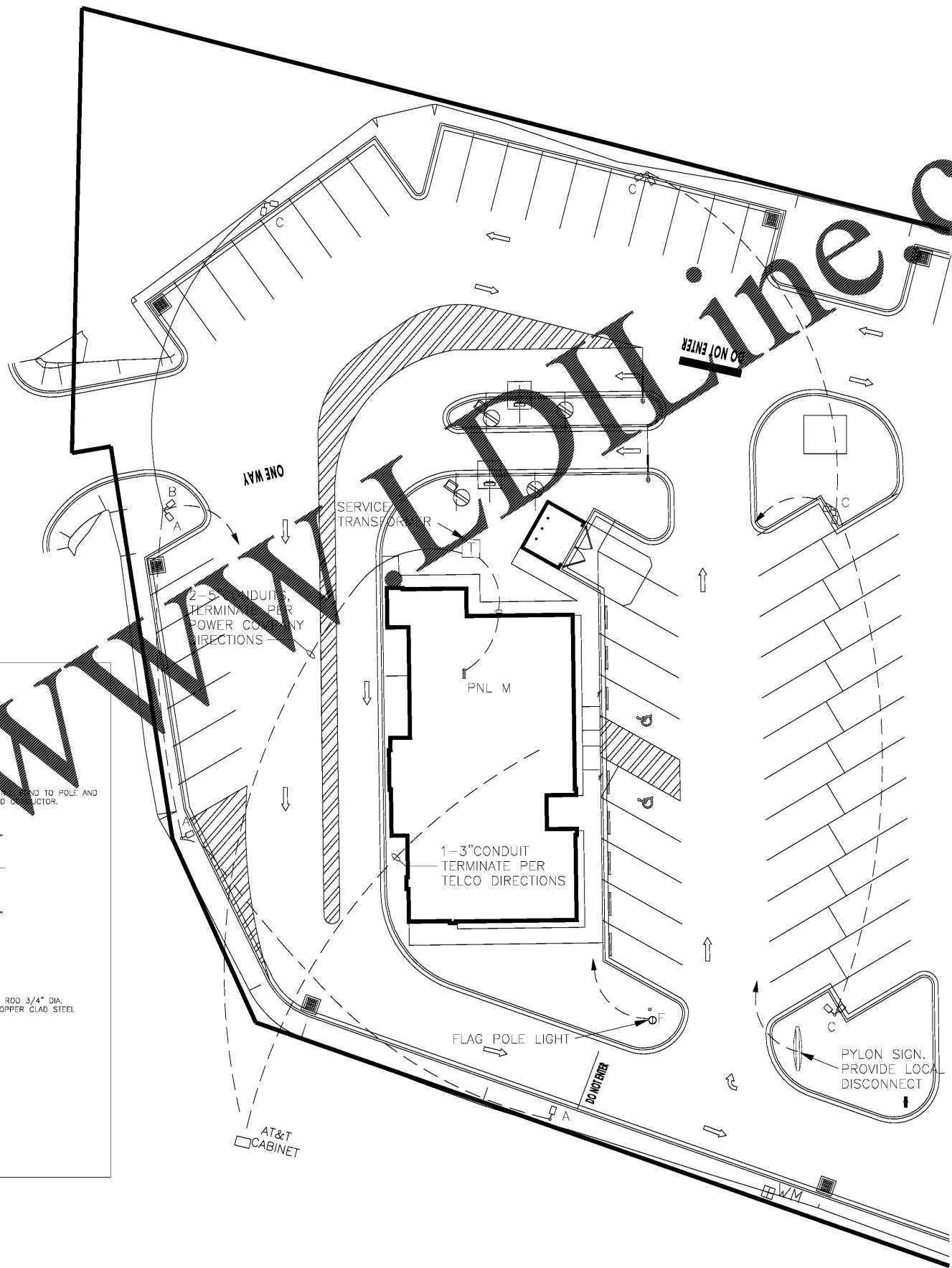
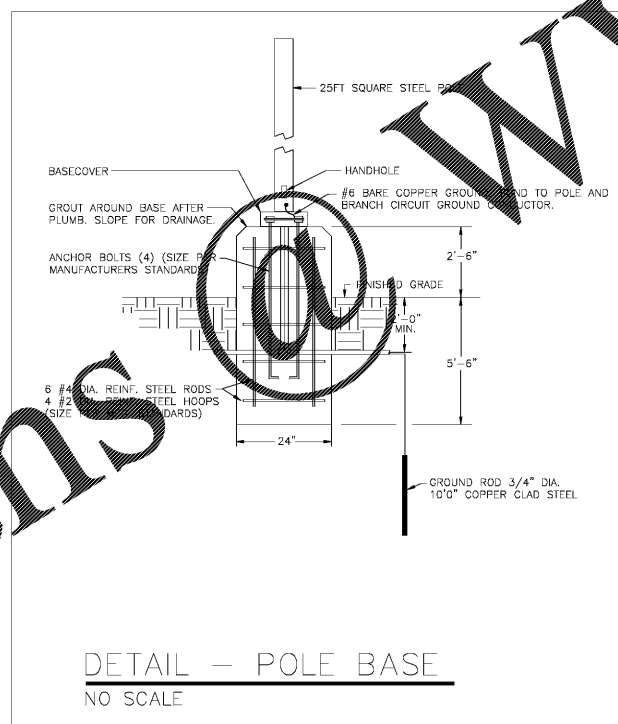
**Ground Rod Quantities**

This list gives the minimum number of ground rods needed for installation based on quantity of displays and display configuration.

- Single Face, Qty. 1 = 1 Ground Rod
- Single Face (SF), Qty. 2 = 2 Ground Rods
- Two View (2V), Qty. 1 = 2 Ground Rods
- Double Face (DF), Qty. 1 = 1 Ground Rod

**Important Points About Grounding**

- Resistance to ground must be 10 ohms or less.
- Follow local and national codes.
- Support structure cannot be used as an earth-ground electrode.
- A minimum of one grounding electrode for each display face is required.



**ELECTRICAL POWER PLAN**

SCALE: 1/16" = 1'-0"

Order Plans


NO.	DATE	DRAWN BY:	CHECKED BY:
			REVISION



PREMIER KINGS, INC.  
5529 CARMICHAEL ROAD  
MONTGOMERY, ALABAMA 36117  
PHONE: (205) 832-1728  
FAX: (205) 832-1728  
WWW.KING.COM

2126 Morris Avenue  
Birmingham, AL 35203  
Phone: (205) 322-7251  
Fax: (205) 322-7252  
www.hpluhta.com

**hendon huckestein architects, PC**  
architecture • planning • interior design



PROJECT # 18026.02  
RCC-60 TALL 20/20 IMAGE NOVEMBER 2018 DESIGN RELEASE  
**BURGER KING RESTAURANT**  
STREET ADDRESS  
HARRERSVILLE, AL  
SITE LIGHTING & SERVICE