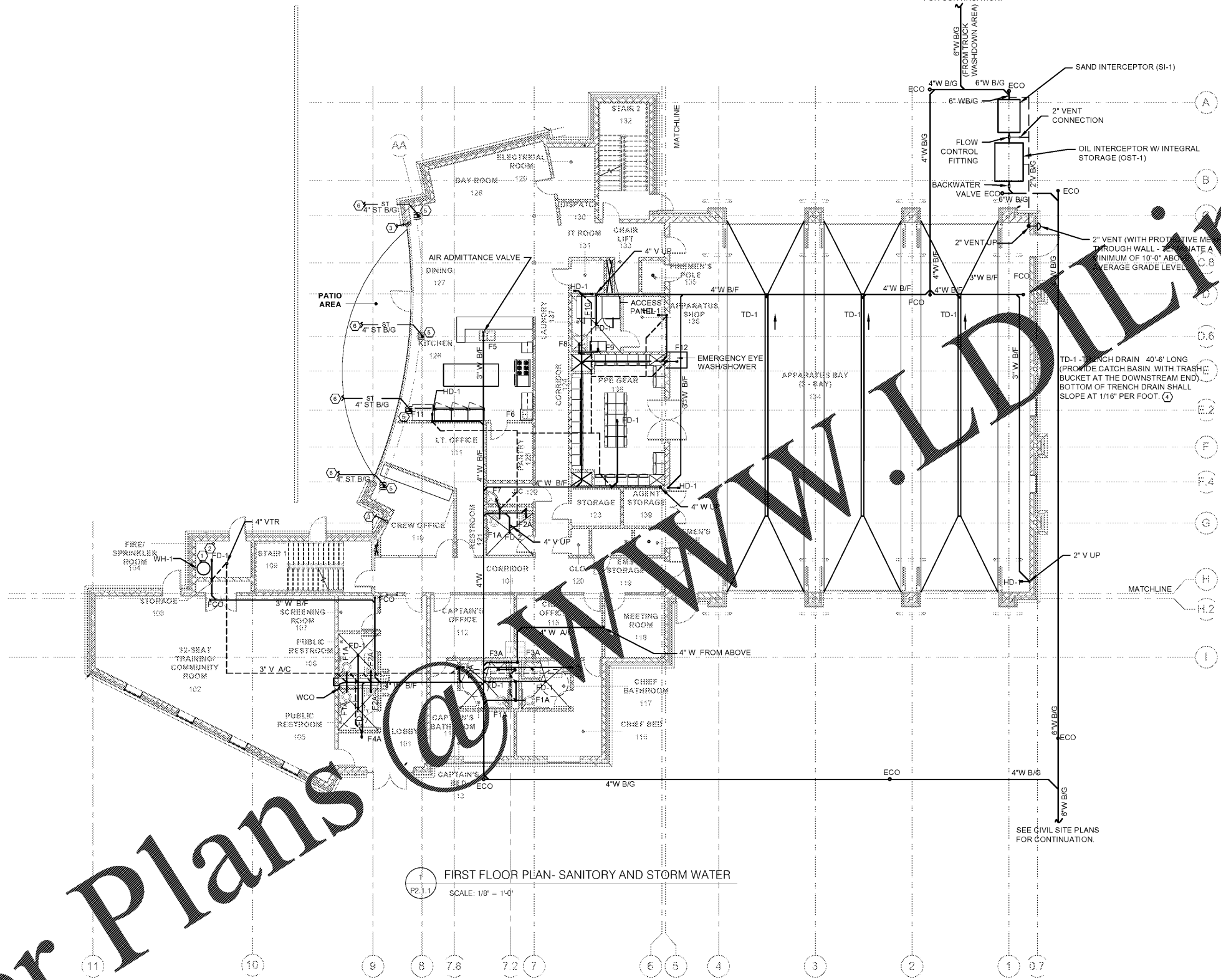
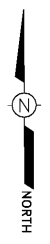


Written dimensions on these drawings shall have precedence over scaled dimensions. Contractor shall verify and be responsible for all dimensions and conditions on the job. harris + smith Architecture must be notified immediately in writing of any variation from the dimensions and conditions shown on these drawings. Field verify all conditions prior to laying out or construction. harris + smith Architecture reserves the right to modify drawings without notice. harris + smith Architecture, Inc. expressly reserves its common law copyright and other property rights in these documents. These documents are not to be reproduced, changed, or copied in any form or by any means, electronic or mechanical, including photocopying, recording, or by any information storage and retrieval system, without the prior written permission and written consent of harris + smith Architecture, Inc. In the event of unauthorized use of these documents by a third party, the third party shall hold harris + smith Architecture harmless and agrees to remunerate harris + smith Architecture in an amount equal to the original fee for the original documents, plus legal fees, court costs, collection fees and other costs.

30x42




P2.1.1 FIRST FLOOR PLAN- SANITARY AND STORM WATER
 SCALE: 1/8" = 1'-0"

- KEY NOTES:**
- ① SEE DETAIL 3/P5.1.2 FOR WATER HEATER CONDENSATE DETAIL.
 - ② SEE RISER DIAGRAM 1/P3.1.1 FOR PIPE ROUTING IN THIS AREA.
 - ③ 6" EMERGENCY STORM DRAIN - TERMINATE 18" ABOVE GRADE LEVEL.
 - ④ COORDINATE TRENCH DRAIN INSTALLATION WITH STRUCTURAL DRAWINGS.
 - ⑤ ROOF DRAIN LEADER SHALL BE SUPPORTED AGAINST COLUMN. SEE DETAIL 7/P5.1.1.
 - ⑥ SEE CIVIL SITE PLANS FOR CONTINUATION.

- NOTES:**
- 1. CONDENSATE DRAIN SHALL SLOPE DOWN, AWAY FROM THE WATER HEATER AT AT LEAST 1/8" PER FOOT TOWARDS THE DRAIN.
 - 2. NEUTRALIZER KIT SHALL BE INSTALLED LOWER THAN CONDENSATE OUTLET TO PREVENT BACKFLOW. (CONDENSATE NEUTRALIZING KIT SHALL BE RECHARGED YEARLY EVERY 2,000 OPERATING HOURS OR WHEN DROPS BELOW 6.
 - 3. SEE RISER DIAGRAMS FOR ALL PIPING SIZES.
 - 4. PROVIDE TRAP PRIMER FOR ALL FLOOR DRAINS AND HUB DRAINS.


ENGINEERED SYSTEMS & SERVICES
 2950 Horizon Park Drive
 Suite B
 Suwanee, GA 30024
 Phone: 770-810-5700
 Fax: 770-825-9295



ARCADIS/ BPA
 2845 Paces Ferry Road
 Suite 400
 Atlanta, Georgia 30339

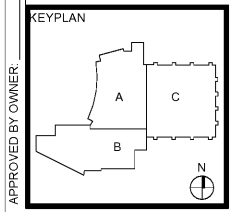
Architect:
harris + smith
 101 Marietta Street NW
 Suite #230
 Atlanta, Georgia 30303
 P: 404.584.8773
 F: 404.522.6920
 www.harris-smith.com

PROJECT TITLE
CITY OF ATLANTA FIRE STATION #22
 849 HOLLYWOOD ROAD
 ATLANTA, GA 30318



NFO REVISIONS

NO.	DATE	DESCRIPTION
1	10/22/2018	ISSUED FOR CONSTRUCTION



SCALE: AS INDICATED
FIRST FLOOR PLAN - SANITARY & STORM WATER
 SHEET #
P2.1.1
 JOB NUMBER: 03001204

Order Plans

WWW.LDLINE.COM

2" AT FULL SIZE

PHASE: REVISED DESIGN APPROVED BY OWNER: DATE: