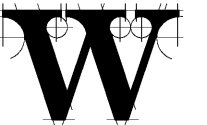




ARCHITECT



THE WILSON GROUP

P O BOX 5510
CHARLOTTE, NC 28209
(704) 331-8747

CIVIL ENGINEER

TALBERT, BRIGHT & ELLINGTON

3825 WHITEHALL PARK DRIVE, SUITE 210
CHARLOTTE, NC 28273
(704) 426-6070 FIRM NO. C-1163

STRUCTURAL ENGINEER

STEWART

101 N. TRYON ST., SUITE 1400
CHARLOTTE, NC 28202
(704) 909-3523 FIRM NO. C-1051

MECHANICAL, ELECTRICAL, PLUMBING & FIRE PROTECTION ENGINEER

SABER ENGINEERING

2823 S. TRYON ST., SUITE 280
CHARLOTTE, NC 28203
(704) 373-0068 FIRM NO. C-2130

LANDSCAPE ARCHITECT

URBAN DESIGN PARTNERS

1318-E6 CENTRAL AVENUE
CHARLOTTE, NC 28205
(704) 334-3303 FIRM NO. C-TBD

COMMUNICATIONS INFRASTRUCTURE

DB CONSULTING

246 LOVES FARM ROAD
BLACKSBURG, SC 29702
(704) 467-7228 FIRM NO. C-TBD

REVISIONS

DATE DECEMBER 7, 2018

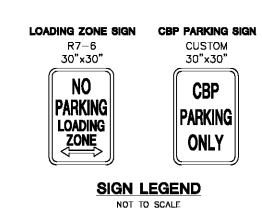
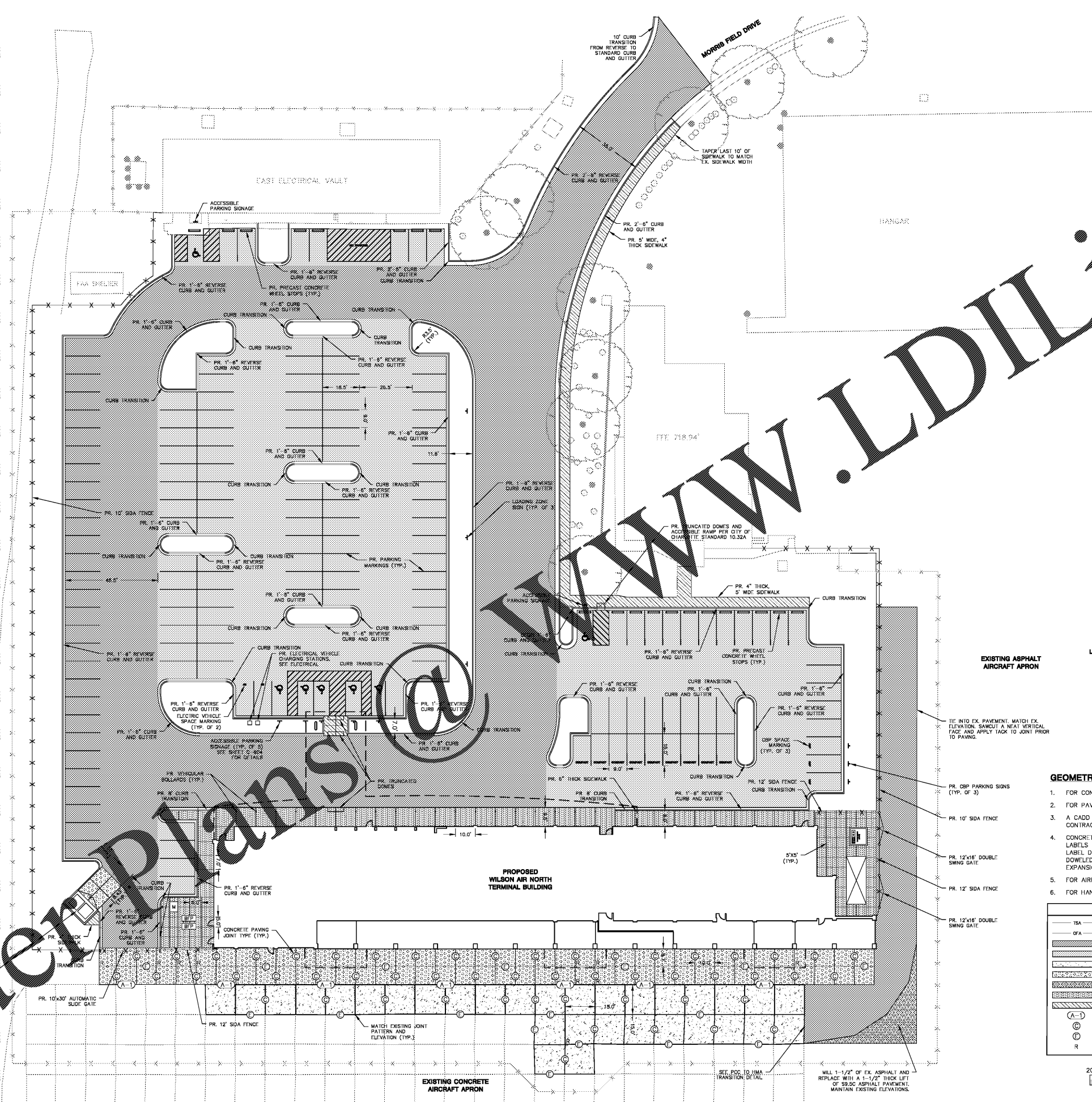
PROJECT NUMBER 9197-000

SHEET TITLE

GEOMETRIC
LAYOUT
PLAN

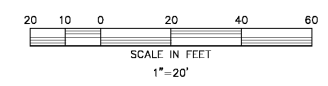
SHEET NUMBER

C-301



- GEOMETRIC PLAN NOTES:
1. FOR CONCRETE PAVING JOINT DETAILS, SEE SHEET C-604.
2. FOR PAVEMENT MARKING DETAILS, SEE SHEET C-604.
3. A CADD FILE OF THIS SHEET WILL BE PROVIDED TO THE CONTRACTOR IN ORDER TO STAKE OUT THE CONSTRUCTION LAYOUT.
4. CONCRETE PAVEMENT JOINT LABELS ARE TYPICAL. ALL JOINT LABELS SHALL DENOTE THE ENTIRE JOINT LENGTH UNLESS ANOTHER LABEL DENOTES OTHERWISE. EACH CONCRETE JOINT SHALL BE DOWELED CONSTRUCTION, DOWELED CONTRACTION, OR AN EXPANSION JOINT, PER DETAILS.
5. FOR AIRFIELD MARKINGS AND DETAILS, SEE SHEET C-151.
6. FOR HANDICAP SIGN DETAILS SEE SHEET C-604.

LEGEND table with symbols for TSA, OFA, pavement types, curbs, gutters, and joints.



Order Plans.com watermark

WWW.LDILine.com watermark