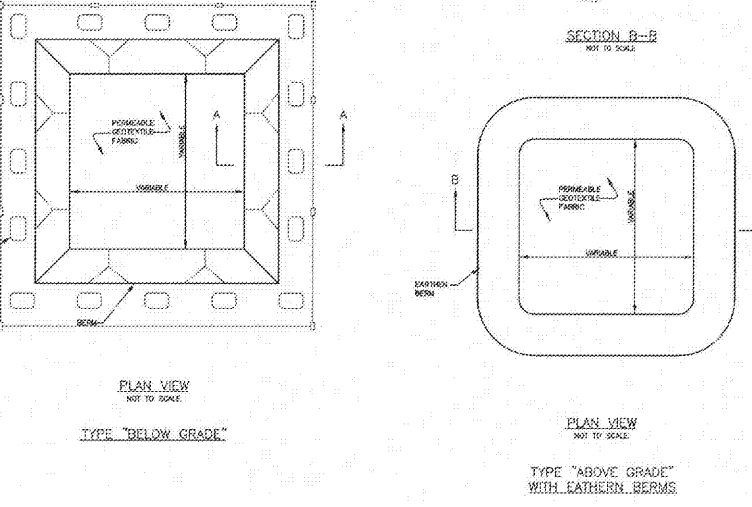
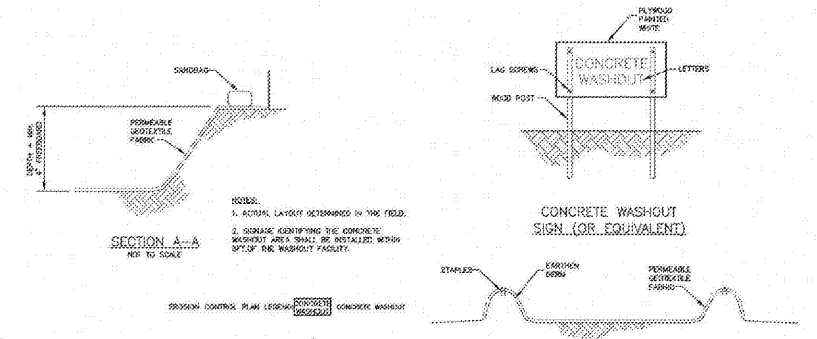
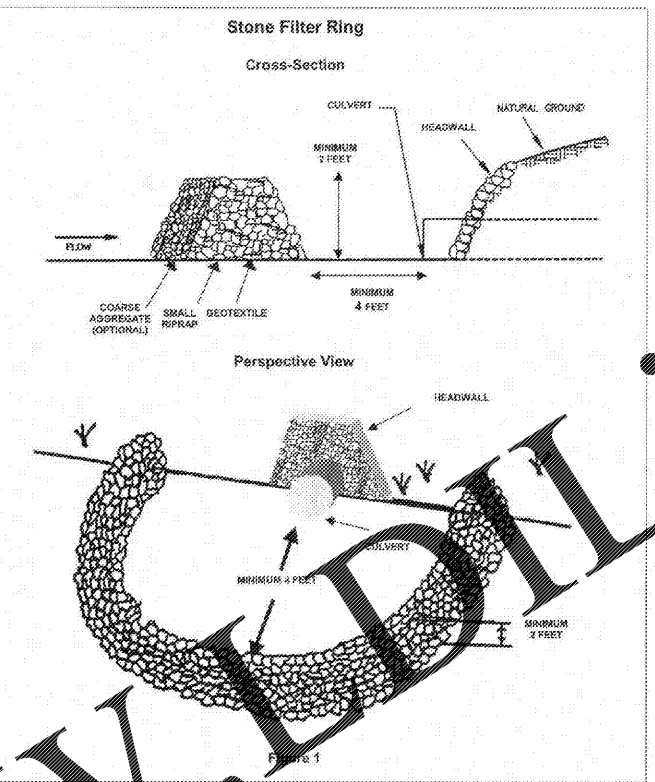


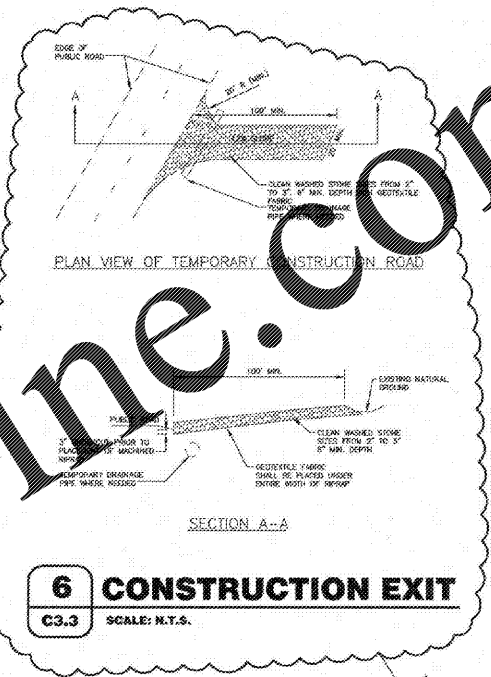
1 SILT FENCE DETAIL
C3.3 SCALE: NOT TO SCALE



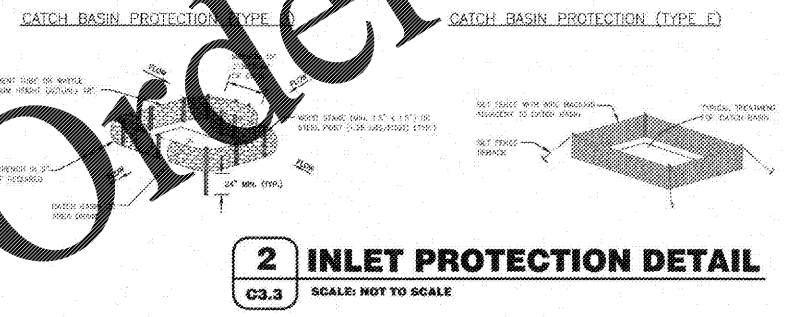
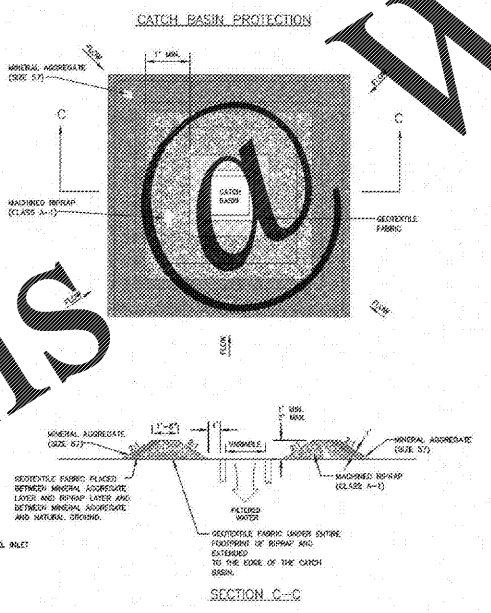
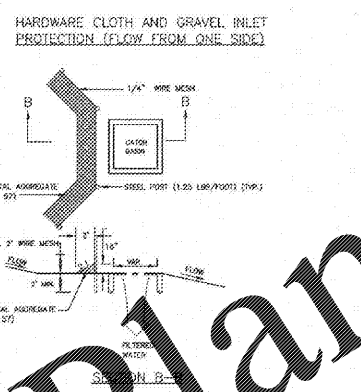
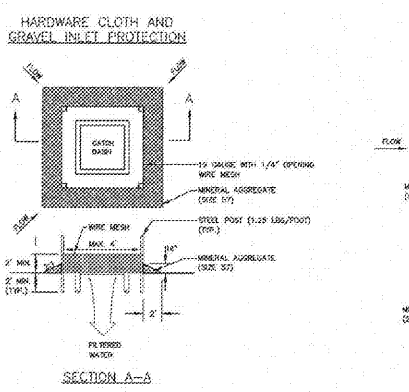
3 CONCRETE WASHOUT PIT
C3.3 SCALE: NOT TO SCALE



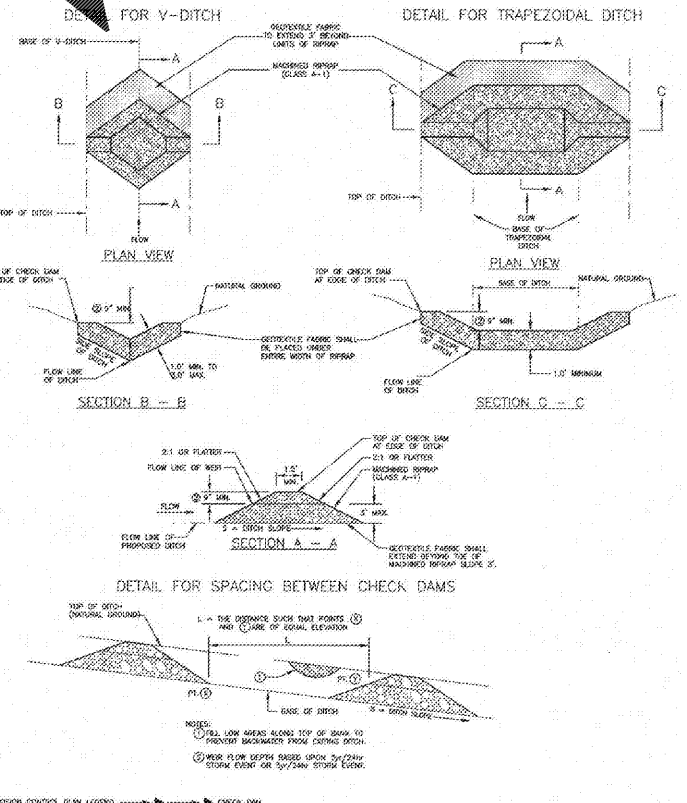
4 FILTER RING DETAIL
C3.3 SCALE: N.T.S.



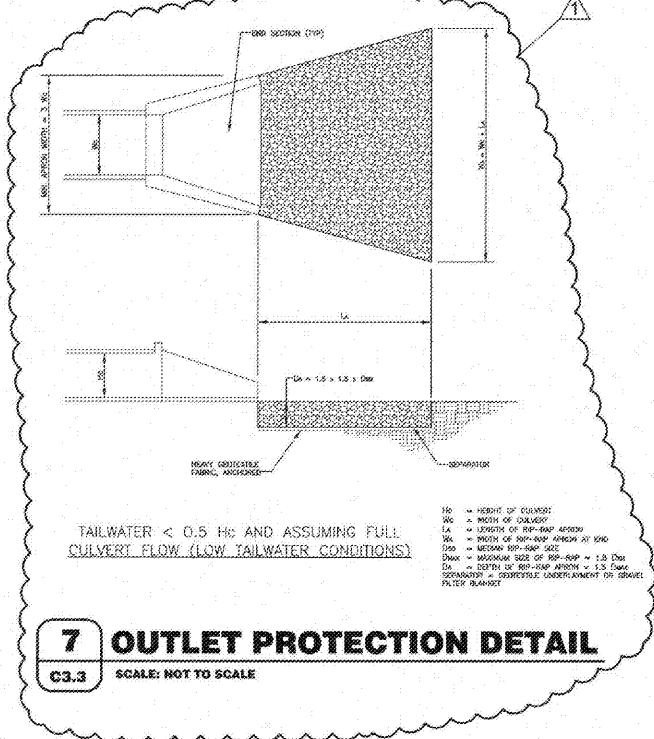
6 CONSTRUCTION EXIT
C3.3 SCALE: N.T.S.



2 INLET PROTECTION DETAIL
C3.3 SCALE: NOT TO SCALE



5 ROCK CHECK
C3.3 SCALE: NOT TO SCALE



7 OUTLET PROTECTION DETAIL
C3.3 SCALE: NOT TO SCALE

Order Plans

WWW.ONLINE.COM



BACON | FARMER | WORKMAN
ENGINEERING & TESTING, INC.

BFW

500 WEST 13TH STREET | 400 NORTH COURSE STREET | 1210 PENNSYLVANIA
SPRINGFIELD, KY 40069 | SPRINGFIELD, MO 65765 | SPRINGFIELD, IL 62761
PHONE: 417-421-3885 | PHONE: 417-867-6186 | PHONE: 217-251-7307

ESTERLY SCHNEIDER & ASSOCIATES, INC.
architects & planners
AIA

1736 East Sumner, Suite 204
Springfield, Missouri 65764
417.867.0556
Fax: 417.862.3246
e-mail: architect@esterlyschneider.com

PROJECT:
NEW O'REILLY AUTO PARTS STORE
U.S. HWY 231
MURFREESBORO, TN #5
EROSION CONTROL DETAILS

O'Reilly AUTO PARTS
CORPORATE OFFICES
233 SOUTH PATTERSON
SPRINGFIELD, MISSOURI 65802
(417) 862-2674 TELEPHONE

ROOM # 4219
DATE: 8-17-18
REVISION
DATE
REV. 1 10-8-18

C3.3