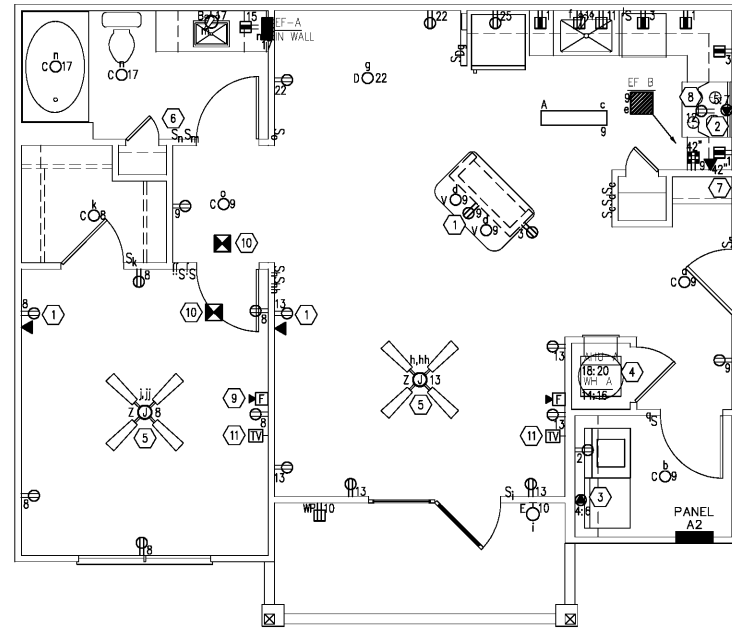
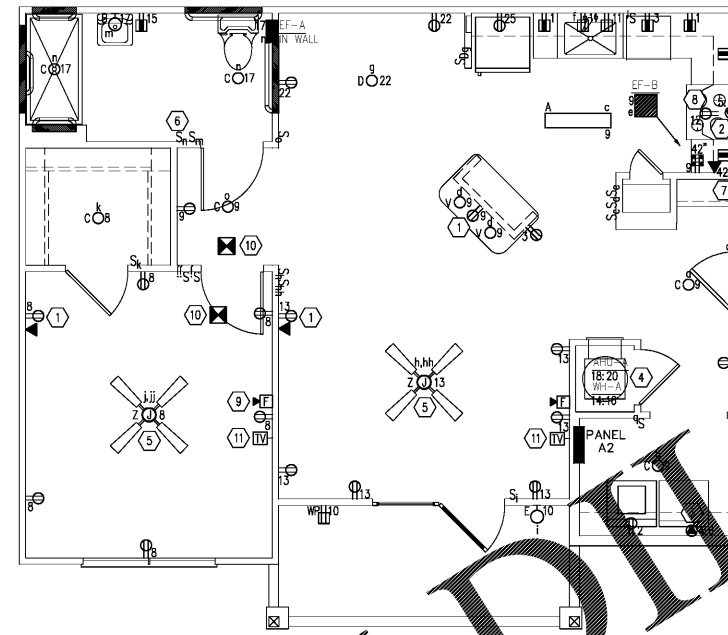


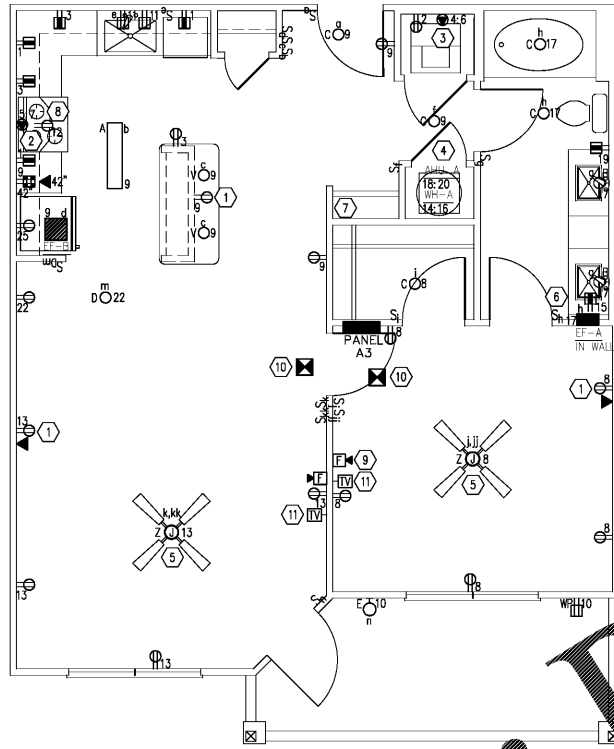
1 UNIT A1 ELECTRICAL PLAN  
E-3.1 SCALE: 1/4" = 1'-0"



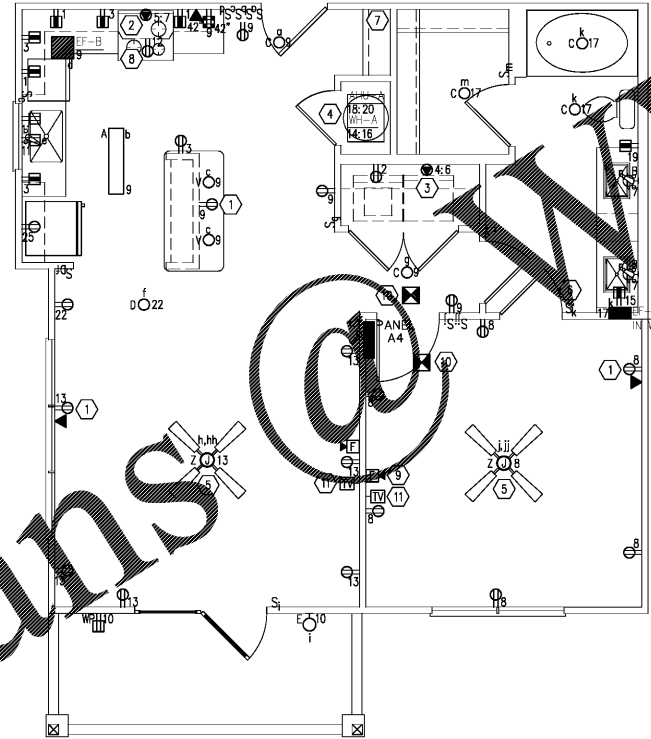
2 UNIT A2 ELECTRICAL PLAN  
E-3.1 SCALE: 1/4" = 1'-0"



3 UNIT A2-HC ELECTRICAL PLAN  
E-3.1 SCALE: 1/4" = 1'-0"



4 UNIT A3 ELECTRICAL PLAN  
E-3.1 SCALE: 1/4" = 1'-0"



5 UNIT A4 ELECTRICAL PLAN  
E-3.1 SCALE: 1/4" = 1'-0"

GENERAL NOTES:

- ALL LIGHT FIXTURES, FANS, AND JUNCTION BOXES FOR FUTURE FANS OR LIGHT FIXTURES SHALL BE CENTERED IN ROOM. REFER TO ARCHITECTURAL REFLECTED CEILING PLAN FOR EXACT LOCATIONS.
- PROVIDE TAMPER PROOF RECEPTACLES IN ALL AREAS AS REQUIRED BY NEC.

UNIT PLAN NOTES:

- PROVIDE DUPLEX RECEPTACLE WITH TWO USB CHARGING OUTLETS.
- PROVIDE NEMA 14-50R RECEPTACLE FOR RANGE.
- PROVIDE NEMA 14-30R RECEPTACLE FOR DRYER.
- REFER TO MECHANICAL EQUIPMENT SCHEDULE FOR ELECTRICAL REQUIREMENTS.
- FAN BLOCKING REQUIRED
- ONE SWITCH SHALL CONTROL FAN AND LIGHT.
- PROVIDE LEVITON OR EQUIVALENT COMPACT STRUCTURED CABLING CENTER WITH BRIDGED TELEPHONE MODULE AND VIDEO SPLITTER MOUNTED IN ENCLOSURE. LOCATE CABLING CENTER IN CLOSET. COORDINATE LOCATION WITH SHELVING. ALL TELEPHONE AND TV CABLING IN UNIT SHALL TERMINATE AT THIS LOCATION. PROVIDE COAX VIDEO "IN" AND TELEPHONE CABLE "IN" FROM DEMARC LOCATION.
- MOUNT RECEPTACLE IN CABINET FOR MICROWAVE/HOOD
- PROVIDE COMBINATION LOW FREQUENCY SOUNDER AND STROBE IN ALL SLEEPING AREAS. DEVICE SHALL BE CAPABLE OF GENERATING A 520 HZ TONE IN BOTH A T3 PATTERN FOR FIRE AND A T4 PATTERN FOR CARBON MONOXIDE AS REQUIRED BY NFPA 72 AND NFPA 720.
- ALL SMOKE/CARBON MONOXIDE DETECTORS SHALL BE INTERCONNECTED SUCH THAT ACTIVATION OF ONE DETECTOR SHALL ACTIVATE ALL DETECTORS IN UNIT. IN ACCESSIBLE UNITS, ALL SMOKE DETECTORS AND STROBES WITHIN UNIT SHALL ACTIVATE. DETECTORS AND STROBES OUTSIDE OF UNIT SHALL NOT ACTIVATE UPON ACTIVATION OF A SMOKE/CARBON MONOXIDE DETECTOR. DETECTORS SHALL HAVE PRIMARY POWER FROM THE FACP WITH BATTERY BACK UP.
- PROVIDE DUAL RG6 AND DATA JACK OUTLET FOR TV.



ENGLISH & ASSOCIATES  
ARCHITECTS, INC.  
3084 MERCER UNIVERSITY DRIVE, SUITE 100  
ATLANTA, GEORGIA 30341  
DENGGLISH@ENGLISHASSOCIATESINC.COM

JOB PROGRESS:

ITEM: DATE:

REVISIONS:

TAG: DATE:

This drawing, as an instrument of service, is and shall remain the property of the Architect of Record and shall not be published, reproduced or used in any way without the written permission of the Architect of Record. DO NOT scale this drawing. All questions to be submitted as a formal request for information to the Architect of Record.

ALEXANDRIA  
AN APARTMENT COMMUNITY  
FOR  
Bobo Family Group  
HUNTSVILLE, ALABAMA

JOB NUMBER:

DRAWN BY:

CHECKED BY:

UNITS  
A1, A2, A2-HC, A3 & A4  
ELECTRICAL PLANS  
SHEET NO.

E-3.1

Order Plans @ WWW.LDOnline.com