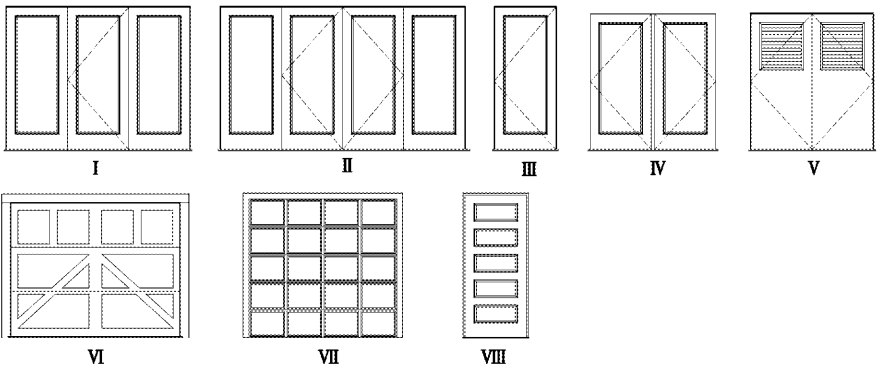


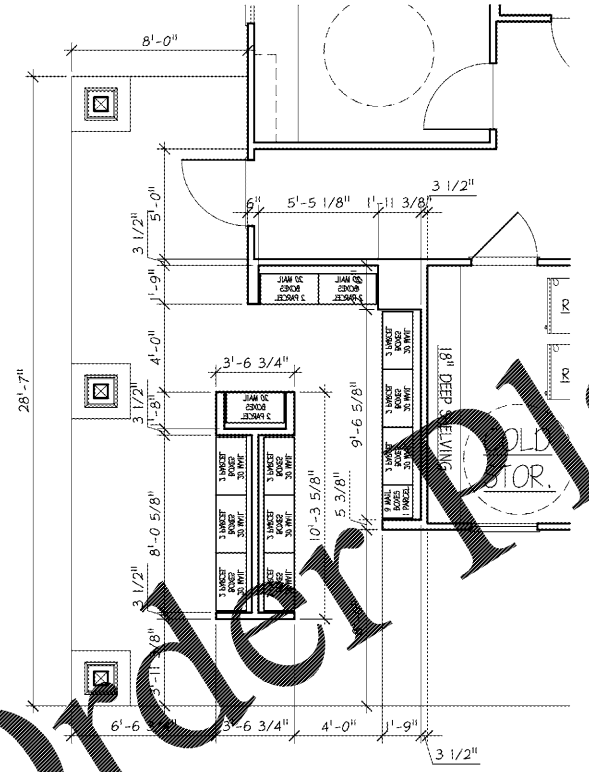
DOOR SCHEDULE											
NO.	WIDTH	HEIGHT	THICKNESS	MATERIAL	FRAME	TYPE	MATERIAL	THRESH.	HARDWARE	REMARKS	NOTES
1	3'-0"	8'-0"	3/4"	WOOD	I	WOOD	YES	LOCKSET	3'-0" DOORS EA. SIDE FIXED	1,2,3,4,5	
2	3'-0" PA	8'-0"	3/4"	WOOD	II	WOOD	YES	LOCKSET	3'-0" DOORS EA. SIDE FIXED	1,2,3,4,5	
3	3'-0"	8'-0"	3/4"	WOOD	III	WOOD	YES	LOCKSET		1,2,3,4	
4	3'-0" PA	8'-0"	3/4"	WOOD	IV	WOOD	YES	LOCKSET		1,2,3,4	
5	3'-0" PA	6'-8"	3/4"	INSUL. MTL	V	WOOD	YES	LOCKSET	EXTERIOR LOUVERED DOORS	2,3,4	
6	3'-0"	6'-8"	3/4"	INSUL. MTL	VI	WOOD	YES	PRIVACY		2,3,4	
7	10'-0"	10'-0"		INSUL. MTL	VI	WOOD	YES	OPENER	GLASS GARAGE DOOR	1,2	
8	8'-0"	8'-0"		INSUL. MTL	VI	WOOD	YES	OPENER	RESIDENTIAL ROLL UP	2	
9	3'-0"	6'-8"	3/8"	WOOD	VIII	WOOD	YES	LOCKSET		1,2,3,4	
10	3'-0"	6'-8"	3/8"	WOOD	VIII	WOOD	YES	PRIVACY		2,3,4	
11	3'-0"	6'-8"	3/8"	WOOD	VIII	WOOD	YES	LOCKSET		2,3,4	

NOTES: 1. ALL GLASS TO BE TEMPERED AND INSULATED. 2. HANICAP THRESHOLD. 3. HANICAP DOOR HARDWARE. 4. NO KEY LOCKS ON EGRESS SIDE OF DOOR. 5. 18" TRANSOM EXTERIOR. ALL CLUBHOUSE HARDWARE TO BE H.C. APPROVED LEVER TYPE.

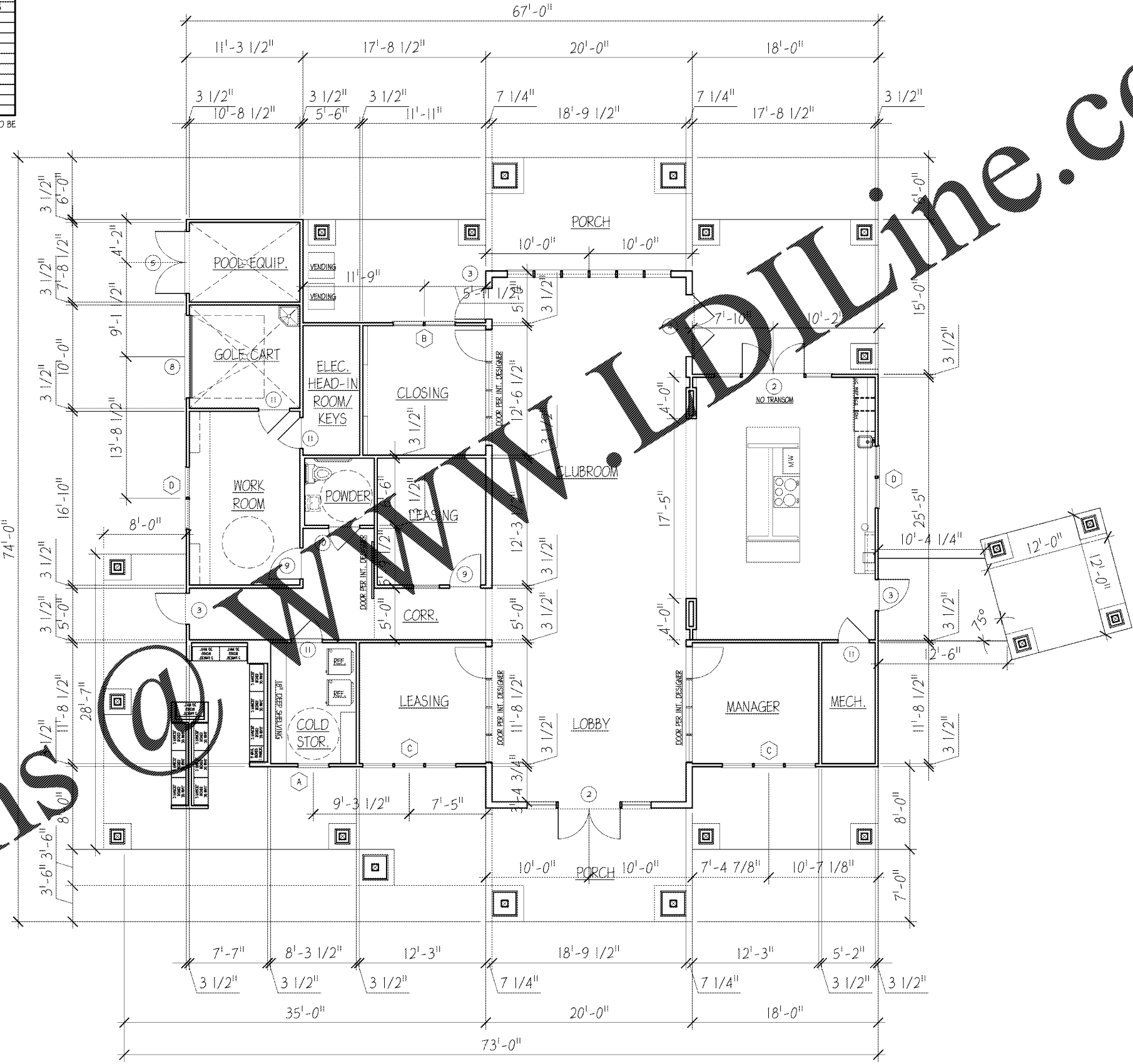


REVISED WINDOW SCHEDULE			
TYPE	SIZE	DESCRIPTION	REMARKS
A	3'-0" x 6'-0"	VINYL S.H. W/INSUL. GLASS	
B	3'-0" x 6'-0" PAIR	VINYL S.H. W/INSUL. GLASS	
C	3'-0" x 6'-0" TRIPLE	VINYL S.H. W/INSUL. GLASS	
D	3'-0" x 3'-0" PAIR	VINYL S.H. FIXED EXTERIOR	
E	16'-0" x 12'-0"	VINYL FIXED EXTERIOR	CUSTOM WINDOW SEE ELEVATIONS

NOTE: REFER TO INTERIOR DESIGN DRAWINGS FOR ALL FINISH SCHEDULES & INTERIOR ELEVATIONS




2 MAIL KIOSK - FLOOR PLAN
SCALE: 1/4" = 1'-0"



1 LEASING OFFICE - FLOOR PLAN
SCALE: 3/16" = 1'-0"

Order Plans @ WWW.LDLine.com



ENGLISH & ASSOCIATES
ARCHITECTS, INC.
3084 MERCER UNIVERSITY DRIVE, SUITE 100
ATLANTA, GEORGIA 30341
DENGGLISH@ENGLISHASSOCIATESINC.COM

JOB PROGRESS:
ITEM: DATE:

REVISIONS:
TAG: DATE:

This drawing, as an instrument of service, is and shall remain the property of the Architect or Engineer and shall not be published, reproduced or used in any way without the written permission of the Architect or Engineer. DO NOT scale this drawing. All questions to be submitted as a formal request for information to the Architect or Engineer.

ALEXANDRIA
AN APARTMENT COMMUNITY
FOR
Bobo Family Group
HUNTSVILLE, ALABAMA

JOB NUMBER:
DRAWN BY:
CHECKED BY:
LEASING OFFICE
FOUNDATION PLAN
SHEET NO.

A10.1