

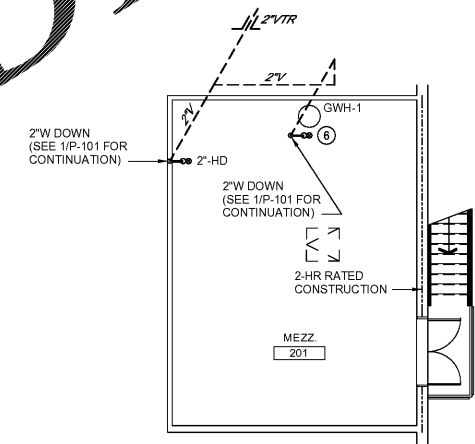
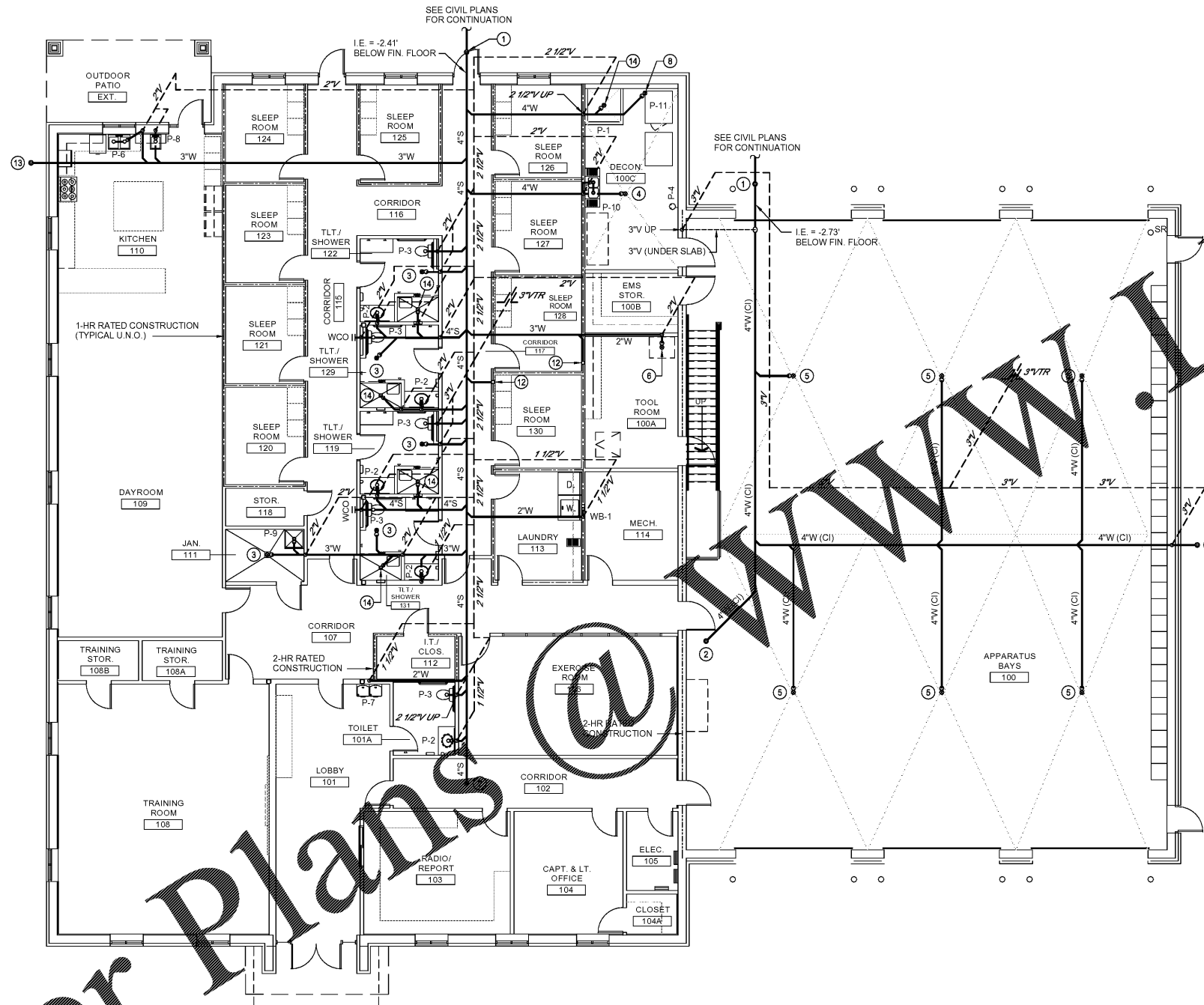

- WASTE PIPING NOTES:**
- ① - 4"-GCO
 - ② - 4"-FCO
 - ③ - 3"-FD-2
 - ④ - 4"-FD-2
 - ⑤ - 4"-FD-1 (APPARATUS BAYS)
 - ⑥ - 2"-FD-2
 - ⑦ - CONTRACTOR SHALL COORDINATE w/ MANUFACTURER'S RECOMMENDED INSTALLATION INSTRUCTIONS FOR FREEZE RESISTANT FIXTURE.
 - ⑧ - 4"-FD-2 (INSTALL PER MANUFACTURER'S RECOMMENDATIONS)
 - ⑨ - INSTALL COMBINATION WYE & 1/2" BOND INTO VENT PIPING AND CAP FOR FUTURE USE.
 - ⑩ - 2"-GCO
 - ⑪ - CONTR (SEE P-101 FOR CONTINUATION)
 - ⑫ - 2" FROM MEZZ (SEE 2/P-101 FOR CONTINUATION)
 - ⑬ - 3"-GCO
 - ⑭ - 2"-SD

1980
Architects • Engineers • Interiors Architects
JOHNSON, LASCOBOR & ASSOCIATES, P.C.
1000 W. PINE BLVD. • MT. PLEASANT, SC
TEL: (706) 724-5756 • TEL: (843) 619-4656
FAX: (706) 724-3935
WWW.THEJLAGROUP.COM

CLIENT: AUGUSTA, GA
535 TELFAIR STREET, AUGUSTA, GA 30901

PROJECT NAME: **FIRE STATION #2**

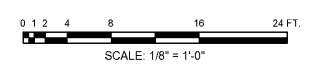
PROJECT LOCATION: 928 TELFAIR ST., AUGUSTA, GA 30901



② MEZZANINE WASTE PIPING PLAN
SCALE: 1/8" = 1'-0"

- NOTES:**
1. SEE PLUMBING FIXTURE SCHEDULE FOR INDIVIDUAL FIXTURE RUN-OUT SIZES.
 2. PLUMBING CONTRACTOR SHALL COORDINATE UNDERGROUND PIPING WITH STRUCTURAL COLUMN AND FOOTING LOCATIONS. REROUTE PIPING AS NECESSARY TO AVOID INTERFERENCES.

① WASTE PIPING PLAN
SCALE: 1/8" = 1'-0"



REV	DATE	BY	DESCRIPTION
0	08/29/18	CVW	ISSUED FOR PERMITTING

PROJECT NO. 3042.1604
DRAWN BY: WBR
CHECKED BY: CVW
DATE: 10/18/17

SHEET TITLE:
WASTE PIPING PLANS

SCALE: AS NOTED
DRAWING NO. **P-101** REV. **0**

Order Plans @ www.weldline.com