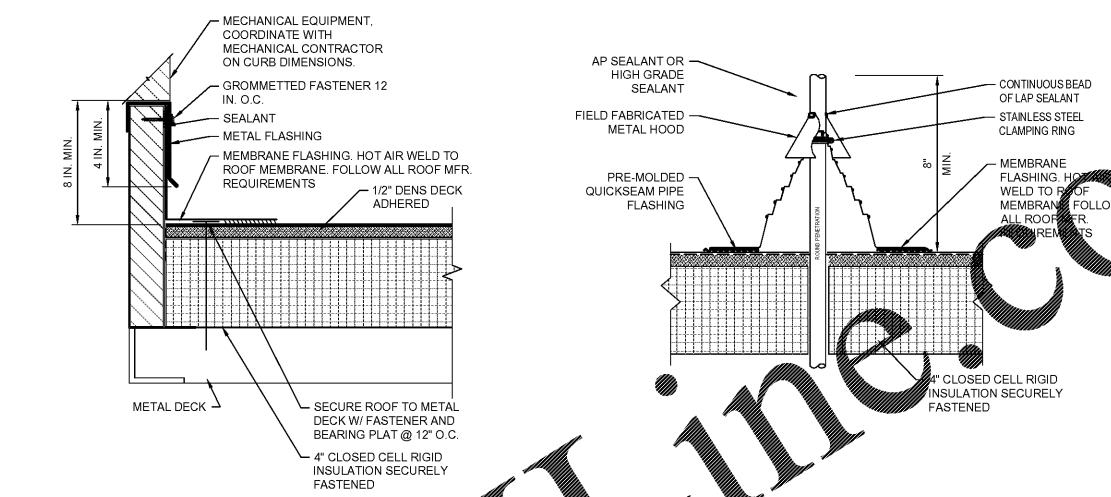
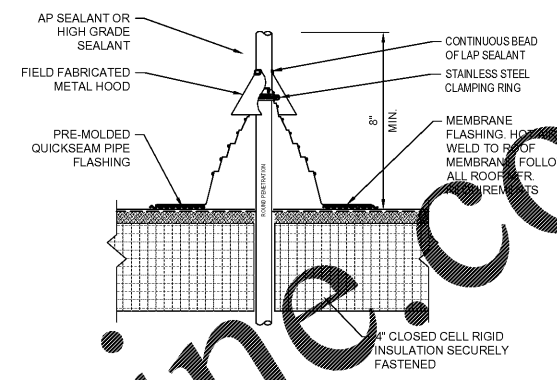


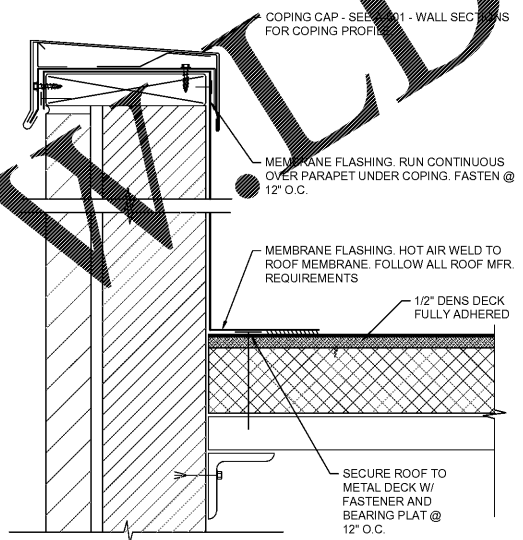
1 ROOF PLAN
A-301 SCALE: 1/8" = 1'-0"



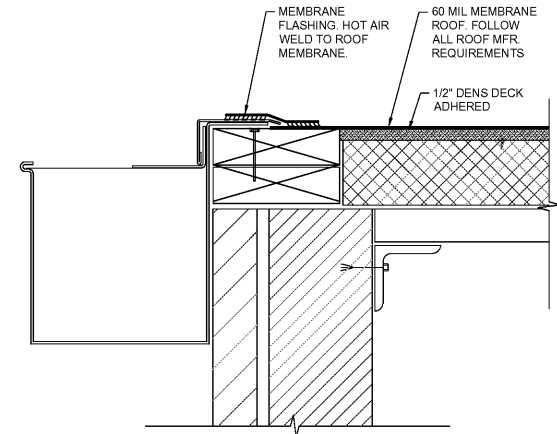
2 ROOF CURB FLASHING DETAIL
A-301 SCALE: 3" = 1'-0"



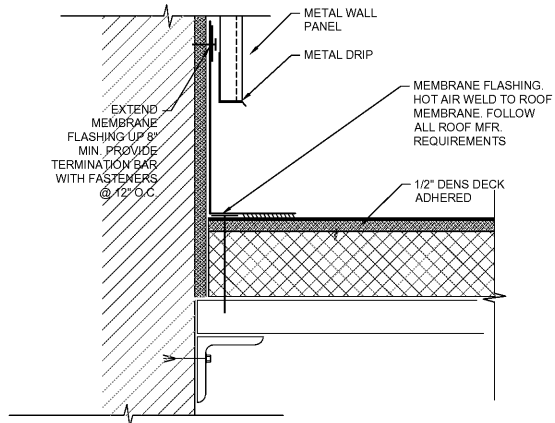
3 VENT FLASHING DETAIL
A-301 SCALE: 3" = 1'-0"



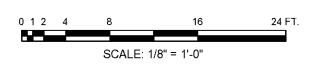
3 PARAPET FLASHING DETAIL
A-301 SCALE: 3" = 1'-0"



4 GUTTER FLASHING DETAIL
A-301 SCALE: 3" = 1'-0"




5 PARAPET FLASHING DETAIL
A-301 SCALE: 3" = 1'-0"



CLIENT: AUGUSTA, GA
535 TELFAIR STREET, AUGUSTA, GA 30601

PROJECT NAME: FIRE STATION #2

PROJECT LOCATION: 928 TELFAIR ST., AUGUSTA, GA 30601



REV.	DATE	BY	DESCRIPTION
0	08/29/18	WLD	ISSUED FOR PERMITTING

PROJECT NO. 3042.1604
DRAWN BY: JAP
CHECKED BY: WLD
DATE: 10/18/17

SHEET TITLE: ROOF PLAN

SCALE: AS NOTED

DRAWING NO. A-301

REV. 0

Order Plans @

This document is the property of Johnson, Laschober & Associates, P.C. The unauthorized reproduction, copying or otherwise use of this document is strictly prohibited and any infringement thereupon may be subject to legal action.