


FIRE STATION #2
928 TELFAIR STREET, AUGUSTA, GA 30901
FOR

AUGUSTA-RICHMOND COUNTY
FIRE STATION #2

535 TELFAIR STREET, AUGUSTA, GA 30901



CLIENT: AUGUSTA, GA
 535 TELFAIR ST., AUGUSTA, GA 30901

FIRE STATION #2

PROJECT LOCATION: 928 TELFAIR ST., AUGUSTA, GA 30901

GENERAL NOTES:

THE GENERAL CONTRACTOR AND HIS SUB-CONTRACTORS SHALL BE REQUIRED TO VISIT THE PREMISES TO INSPECT EXISTING CONDITIONS, BECOME FAMILIAR WITH LOCAL CONDITIONS UNDER WHICH THE WORK IS TO BE PERFORMED AND CORRELATE PERSONAL OBSERVATIONS WITH REQUIREMENTS OF THE DRAWINGS.

ALL WORK PERFORMED SHALL BE IN STRICT COMPLIANCE WITH COUNTY REGULATIONS AND CODES, O.S.H.A. STANDARDS, THE CODE STANDARDS LISTED, EXECUTED IN ACCORDANCE WITH ACCEPTED INDUSTRY STANDARDS, AND CONFORM TO SPECIFIC REGULATIONS AS MANDATED BY THE OWNER AND THE ARCHITECT.

IT SHALL BE THE GENERAL CONTRACTOR'S RESPONSIBILITY TO INSURE THE PROCUREMENT OF ALL REQUIRED AND NECESSARY PERMITS. ALL CONTRACTORS SHALL OBTAIN NECESSARY AND APPLICABLE, CITY/COUNTY PERMITS, INSPECTIONS AND APPROVAL PRIOR TO THE COMMENCEMENT OF ANY WORK AND CERTIFICATE OF OCCUPANCY UPON COMPLETION OF PROJECT. CONTRACTOR SHALL FURNISH COPIES OF PERMITS, INSPECTIONS AND CERTIFICATES TO OWNER UPON REQUEST.

CONTRACTOR SHALL BE REQUIRED TO COORDINATE WORK SCHEDULE TO MINIMIZE DISRUPTION OF NORMAL ACTIVITIES AND TO AVOID INTERFERENCE WITH ADJACENT OPERATIONS. THE CONTRACTOR SHALL BE RESPONSIBLE FOR TAKING ADEQUATE PRECAUTIONS TO PROTECT SURROUNDINGS, MATERIALS AND EXISTING FINISHES THROUGHOUT ALL PHASES OF CONSTRUCTION AREAS AND OCCUPIED OR PUBLIC AREAS TO BE MAINTAINED BY CONTRACTOR. DAMAGE TO EXISTING-TO-REMAIN CONSTRUCTION, MATERIALS OR EQUIPMENT TO BE RESTORED TO ORIGINAL CONDITION.

CONTRACTOR SHALL BE RESPONSIBLE FOR REMOVAL OF TRASH AND DEBRIS FROM JOB SITE ON A DAILY BASIS. FINAL CLEAN-UP WITHIN SCOPE OF WORK.

GENERAL CONTRACTOR SHALL BE RESPONSIBLE FOR THE COORDINATION OF ALL RELATED TRADES AND VENDORS NECESSARY TO THE COMPLETION OF THE JOB ON A TIMELY BASIS.

DO NOT SCALE DRAWINGS. USE WRITTEN DIMENSIONS ONLY. SUBMIT TO ARCHITECT ANY DISCREPANCIES FOR CLARIFICATION.

ALL WORK SHALL BE IN COMPLIANCE WITH THE INTERNATIONAL BUILDING CODE, GENERAL CONDITIONS OF THE CONTRACT FOR CONSTRUCTION, CURRENT EDITION OF NATIONAL ELECTRIC CODE, INTERNATIONAL PLUMBING, AND MECHANICAL CODE, RECOGNIZED INDUSTRY STANDARDS, CRAFTSMANSHIP STANDARDS IN THE AREA, ALL MANUFACTURERS RECOMMENDATIONS, AND ALL OTHER APPLICABLE CODES.

THE DESIGN PROFESSIONAL DOES NOT GUARANTEE THE PERFORMANCE OF THE PROJECT IN ANY RESPECT OTHER THAN THAT OUR PROFESSIONAL WORK AND JUDGEMENT RENDERED MEET THE STANDARDS OF CARE OF OUR PROFESSION.

THE LOCATION OF THE EXISTING UTILITIES AND STRUCTURES SHOWN HEREON ARE APPROXIMATE. IT SHALL BE THE RESPONSIBILITY OF THE CONTRACTOR TO VERIFY THE EXISTENCE AND ACTUAL LOCATION OF SUCH, WHETHER SHOWN HEREON OR NOT. PRIOR TO ANY EXCAVATION ANY DAMAGES SHALL BE REPAIRED AT THE EXPENSE OF THE CONTRACTOR.

THE FLOOR ON BOTH SIDES OF A DOOR SHALL BE LEVEL AND SHALL HAVE THE SAME ELEVATION ON BOTH SIDES OF THE DOOR, FOR A DISTANCE ON EACH SIDE EQUAL TO THE WIDTH OF THE WIDEST SINGLE DOOR.

FIRE EXTINGUISHERS SHALL BE LOCATED PER THE REQUIREMENTS OF NFPA 10. THE SIZE SHALL BE A MINIMUM OF 2 A 10 BC 1 AND SHALL BE INSTALLED AT A MAXIMUM OF 48" A.F.F. TO THE TOP OF THE HANDLE.

PROVIDE CONT. SOLID BLOCKING, AS REQUIRED, IN WALLS TO RECEIVE NECESSARY ITEMS INCLUDING BUT NOT LIMITED TO THE FOLLOWING:
 HANDRAILS
 TOILET ROOM ACCESSORIES
 GRAB BARS
 FIRE EXTINGUISHER CABINETS & BRACKETS
 CABINETS AND SHELVES

CLEAN WALLS, DOORS, DOOR FRAMES, HANDRAILS, GUARDRAILS, AND OTHER MANUFACTURERS RECOMMENDATIONS PRIOR TO SIGNING AND PAINTING.

REFER TO THE STRUCTURAL DRAWINGS FOR INFORMATION ON CONSTRUCTION AND CONTRACTOR TO PROVIDE CONCRETE SLABS AND MASONRY WALLS. SLAB JOINTS ARE SPECIFIED AND LOCATED IN THE STRUCTURAL DRAWINGS.

TEMPORARY SIGNS, SIDE OF ROAD SIGNS AS REQUIRED TO INFORM PUBLIC AND INDIVIDUALS SEEKING ASSISTANCE FOR PROJECT.

PROVIDE TEMPORARY CONSTRUCTION SIGNS FOR CONSTRUCTION PERSONNEL AND VISITORS. MAINTAIN AND TOUCHUP SIGNS SO THEY ARE LEGIBLE AT ALL TIMES.

PROJECT LOCATION MAP



PROJECT TEAM

OWNER

AUGUSTA FIRE DEPARTMENT
CHRIS JAMES, FIRE CHIEF
 530 GREENE STREET
 AUGUSTA, GA 30901
 PHONE: 706-724-2700
 EMAIL: cjam@afire.com

OWNER'S 24 HOUR CONTACT

JOHNSON, LASCHOBER AND ASSOCIATES, P.C.
WATSON LEE DORN II, AIA, REGISTERED ARCHITECT
 1296 BROAD STREET
 AUGUSTA, GEORGIA 30901
 PHONE: 706-724-5756
 EMAIL: ldorn@thejlagroup.com

ARCHITECT

JOHNSON, LASCHOBER AND ASSOCIATES, P.C.
WATSON LEE DORN II, AIA, REGISTERED ARCHITECT
 1296 BROAD STREET
 AUGUSTA, GEORGIA 30901
 PHONE: 706-724-5756
 EMAIL: ldorn@thejlagroup.com

CIVIL ENGINEER

JOHNSON, LASCHOBER AND ASSOCIATES, P.C.
TREVOR WIMBERLY, P.E.
 1296 BROAD STREET
 AUGUSTA, GEORGIA 30901
 PHONE: 706-724-5756
 EMAIL: twimberly@thejlagroup.com

STRUCTURAL ENGINEER

JOHNSON, LASCHOBER AND ASSOCIATES, P.C.
MARK LORAH, P.E.
 1296 BROAD STREET
 AUGUSTA, GEORGIA 30901
 PHONE: 706-724-5756
 EMAIL: mlorah@thejlagroup.com

MECHANICAL ENGINEER

JOHNSON, LASCHOBER AND ASSOCIATES, P.C.
CURTIS WILLIAMSON, P.E.
 1296 BROAD STREET
 AUGUSTA, GEORGIA 30901
 PHONE: 706-724-5756
 EMAIL: cwilliamson@thejlagroup.com

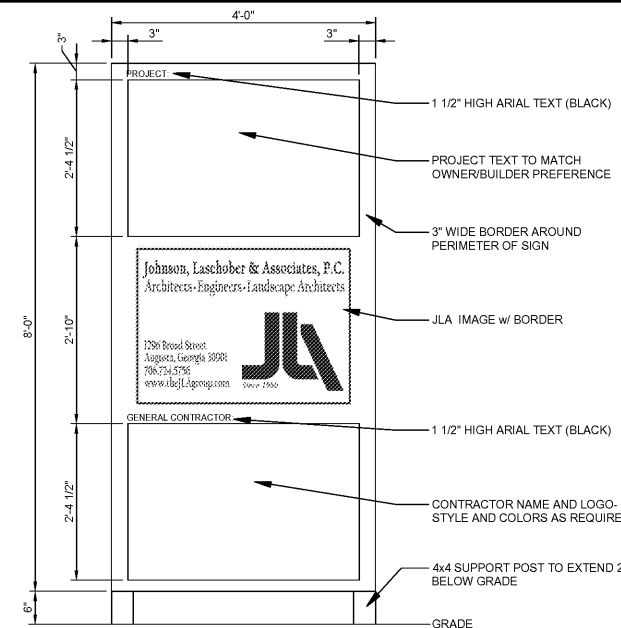
FIRE PROTECTION ENGINEER

JOHNSON, LASCHOBER AND ASSOCIATES, P.C.
CURTIS WILLIAMSON, P.E.
 1296 BROAD STREET
 AUGUSTA, GEORGIA 30901
 PHONE: 706-724-5756
 EMAIL: cwilliamson@thejlagroup.com

ELECTRICAL ENGINEER

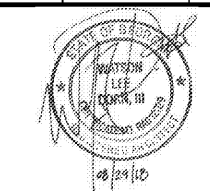
JOHNSON, LASCHOBER AND ASSOCIATES, P.C.
FLOYD KEELS, P.E.
 1296 BROAD STREET
 AUGUSTA, GEORGIA 30901
 PHONE: 706-724-5756
 EMAIL: fkeels@thejlagroup.com

JOB SITE SIGN



INDEX OF DRAWINGS

G-001	COVER SHEET
G-002	LIFE SAFETY PLAN & CODE ANALYSIS
CIVIL	
CG-001	COVER SHEET
CV-001	EXISTING CONDITIONS AND DEMOLITION PLAN
C-101	SITE LAYOUT PLAN
C-201	GRADING AND DRAINAGE PLAN
C-301	UTILITY PLAN
C-401	PROFILE SHEET
C-500	E.S.P.C. NOTES, LEGENDS, AND CERTIFICATIONS
C-501	PHASE I E.S.P.C. PLAN (INITIAL STORAGE & PERIMETER CONTROL)
C-502	PHASE II E.S.P.C. PLAN - (INTERMEDIATE GRADING & DRAINAGE)
C-503	PHASE III E.S.P.C. PLAN (FINAL STABILIZATION)
C-504	E.S.P.C. NOTES & DETAILS - 1 OF 5
C-505	E.S.P.C. NOTES & DETAILS - 2 OF 5
C-506	E.S.P.C. NOTES & DETAILS - 3 OF 5
C-507	E.S.P.C. NOTES & DETAILS - 4 OF 5
C-508	E.S.P.C. NOTES & DETAILS - 5 OF 5
C-601	CONSTRUCTION DETAILS - 1 OF 6
C-602	CONSTRUCTION DETAILS - 2 OF 6
C-603	CONSTRUCTION DETAILS - 3 OF 6
C-604	CONSTRUCTION DETAILS - 4 OF 6
C-605	CONSTRUCTION DETAILS - 5 OF 6
C-606	CONSTRUCTION DETAILS - 6 OF 6
L-101	LANDSCAPE PLAN
ARCHITECTURAL	
A-100	FLOOR PLAN - OVERALL
A-101	FLOOR PLAN - DIMENSIONED
A-102	ENLARGED JANITOR, TOILETS, & TOILET ACCESSORIES
A-103	WALL TYPES
A-201	REFLECTED CEILING PLAN
A-301	ROOF PLAN
A-401	NORTH & SOUTH ELEVATIONS
A-402	EAST & WEST ELEVATIONS
A-501	BUILDING SECTIONS
A-502	BUILDING SECTIONS
A-601	WALL SECTIONS
A-602	WALL SECTIONS
A-701	DOOR SCHEDULE & DETAILS
A-701	STOREFRONT ELEVATIONS AND DETAILS
A-801	FINISH SCHEDULE AND SPECIFICATIONS
A-802	FINISH PLAN
A-901	INTERIOR ELEVATIONS
STRUCTURAL	
S-001	GENERAL NOTES
S-002	SPECIAL INSPECTIONS
S-101	FOUNDATION AND SLAB PLAN
S-201	ROOF FRAMING PLAN
S-301	CONCRETE SECTIONS AND DETAILS
S-401	MASONRY SECTIONS AND DETAILS
S-501	STEEL SECTIONS AND DETAILS
S-502	MEZZANINE STAIR PLAN AND MISC DETAILS
FIRE PROTECTION	
F-001	FIRE PROTECTION GENERAL NOTES AND DETAILS
F-101	FIRE PROTECTION PLANS
PLUMBING	
P-001	PLUMBING GENERAL NOTES AND LEGEND
P-101	WASTE PIPING PLANS
P-201	POTABLE WATER AND GAS PIPING PLANS
P-301	PLUMBING SCHEDULES AND DETAILS
MECHANICAL	
M-001	HVAC GENERAL NOTES AND LEGEND
M-101	HVAC PLAN
M-201	HVAC SCHEDULES
M-202	HVAC DETAILS
M-203	HVAC DETAILS
ELECTRICAL	
E-001	ELECTRICAL GENERAL NOTES AND LEGEND
E-100	ELECTRICAL SITE PLAN
E-101	LIGHTING PLAN
E-201	POWER PLAN
E-401	ELECTRICAL SCHEDULES AND DETAILS



REV	DATE	BY	DESCRIPTION
0	06/29/18	WLD	ISSUED FOR PERMITTING

PROJECT NO.	3042.1604
DRAWN BY:	CBW
CHECKED BY:	WLD
DATE:	06/11/18
SHEET TITLE:	
COVER SHEET	
SCALE:	AS NOTED
DRAWING NO.	REV.
G-001	0

This document is the property of Johnson, Laschober & Associates, P.C. The unauthorized reproduction, copying or otherwise use of this document is strictly prohibited and any infringement thereupon may be subject to legal action.