

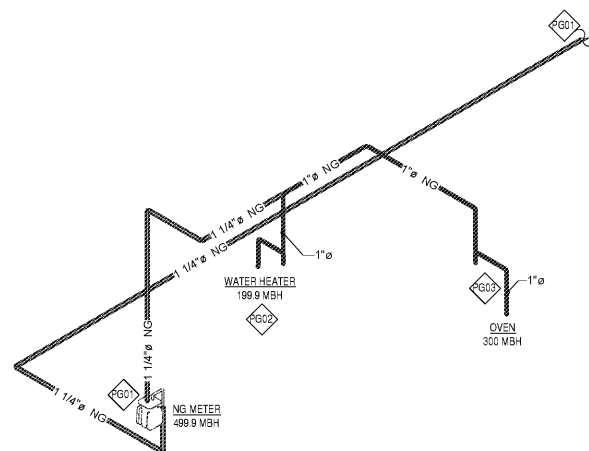


William J. Akers, Inc.
383 Maplewood
St. Louis, MO 63119
Phone (314) 772-1782
Fax (314) 577-2547

Engineering Consultant

GAS LINE CALCULATIONS		
EQUIPMENT	MBH	GAS LINE CONNECTION
WATER HEATER (WH)	199.9	1"
OVEN (48F)	300	1"
TOTAL MBH	499.9	

GAS PIPING SIZED PER TABLE 402.4(2) OF THE 2017 FLORIDA BUILDING CODE PLUMBING.
DISTANCE TO FURTHEST FIXTURE FROM METER = 40 FEET.
SERVICE PRESSURE = 7" W.C.

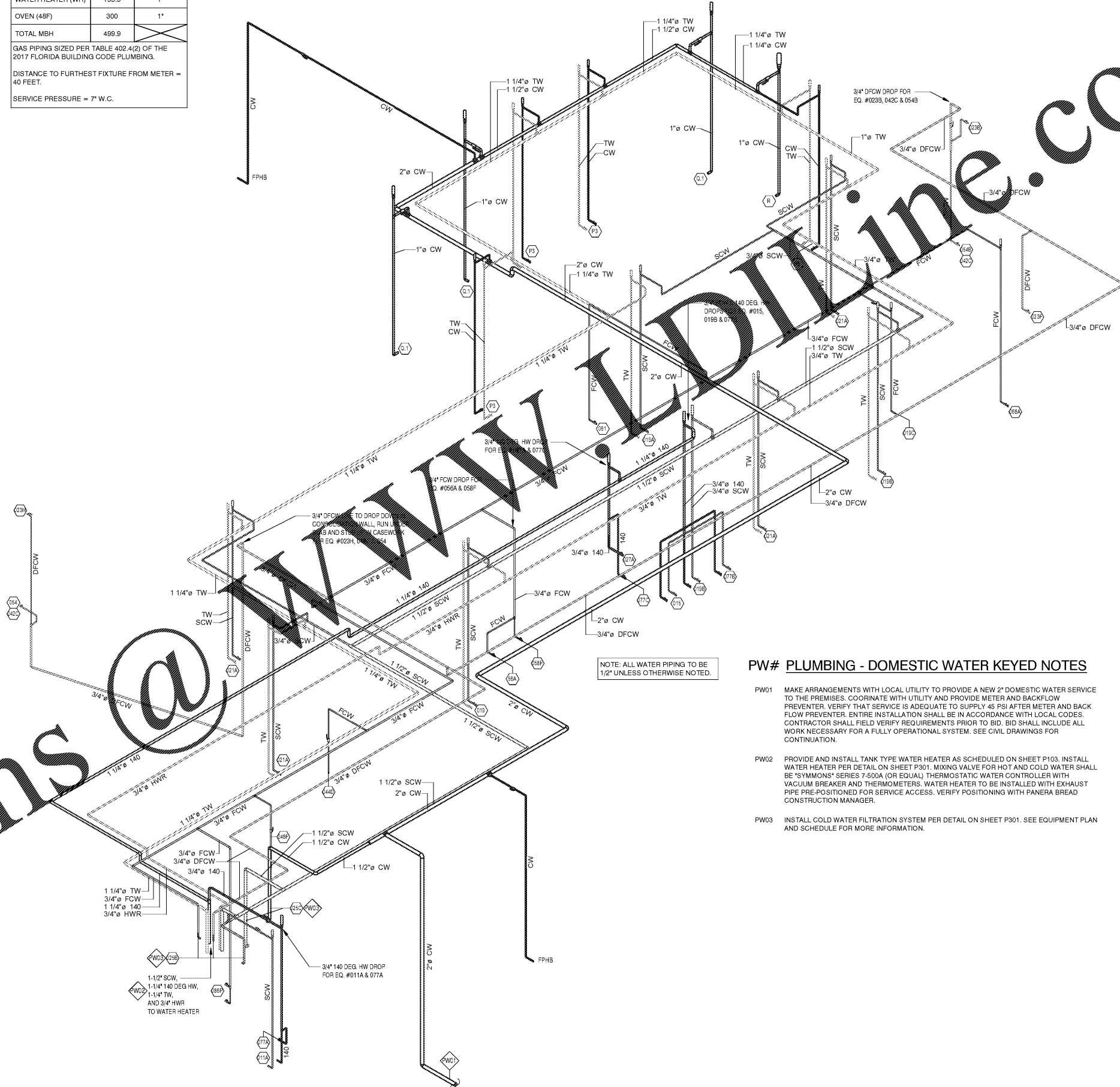


2 GAS RISER DIAGRAM

SCALE: NTS

PG# PLUMBING - NATURAL GAS KEYED NOTES

- PG01 MAKE ARRANGEMENTS WITH LOCAL UTILITY TO PROVIDE A NEW NATURAL GAS SERVICE TO THE PREMISES. COORDINATE WITH UTILITY AND PROVIDE METER AND ANY REQUIRED VALVING. VERIFY THAT SERVICE IS ADEQUATE TO SUPPLY 499 MBH. ALL WORK SHALL BE COMPLETED IN ACCORDANCE WITH LOCAL CODES. SEE CIVIL DRAWINGS FOR ADDITIONAL INFORMATION.
- PG02 NG CONNECTION TO WATER HEATER (199.9 MBH). PROVIDE DIRT LEG AND SHUTOFF VALVE AS REQUIRED PER LOCAL CODE. SEE DETAIL ON SHEET P-301.
- PG03 NG CONNECTION TO OVEN (300 MBH). PROVIDE DIRT LEG AND SHUTOFF VALVE AS REQUIRED PER LOCAL CODE.



PW# PLUMBING - DOMESTIC WATER KEYED NOTES

- PW01 MAKE ARRANGEMENTS WITH LOCAL UTILITY TO PROVIDE A NEW 2" DOMESTIC WATER SERVICE TO THE PREMISES. COORDINATE WITH UTILITY AND PROVIDE METER AND BACKFLOW PREVENTER. VERIFY THAT SERVICE IS ADEQUATE TO SUPPLY 45 PSI AFTER METER AND BACK FLOW PREVENTER. ENTIRE INSTALLATION SHALL BE IN ACCORDANCE WITH LOCAL CODES. CONTRACTOR SHALL FIELD VERIFY REQUIREMENTS PRIOR TO BID. BID SHALL INCLUDE ALL WORK NECESSARY FOR A FULLY OPERATIONAL SYSTEM. SEE CIVIL DRAWINGS FOR CONTINUATION.
- PW02 PROVIDE AND INSTALL TANK TYPE WATER HEATER AS SCHEDULED ON SHEET P103. INSTALL WATER HEATER PER DETAIL ON SHEET P301. MIXING VALVE FOR HOT AND COLD WATER SHALL BE SYMMONS' SERIES 7-500A (OR EQUAL) THERMOSTATIC WATER CONTROLLER WITH VACUUM BREAKER AND THERMOMETERS. WATER HEATER TO BE INSTALLED WITH EXHAUST PIPE PRE-POSITIONED FOR SERVICE ACCESS. VERIFY POSITIONING WITH PANERA BREAD CONSTRUCTION MANAGER.
- PW03 INSTALL COLD WATER FILTRATION SYSTEM PER DETAIL ON SHEET P301. SEE EQUIPMENT PLAN AND SCHEDULE FOR MORE INFORMATION.

NOTE: ALL WATER PIPING TO BE 1/2" UNLESS OTHERWISE NOTED.


1 WATER RISER DIAGRAM

SCALE: NTS

ISSUE FOR REVIEW

Bakery Cafe #6119

6351 MANATEE AVE. W,
BRADENTON, FL 34209



NO.	DESCRIPTION	DATE

WATER AND GAS RISER DIAGRAM

Project Number: _____ Sheet Number: _____
 Drawn: CLL Checked: CSH **P202**
 Issue Date: 10/01/18
 DPM: DM: CPM
 BS: DM: ME

Order Plans @

WWW.DIline.com