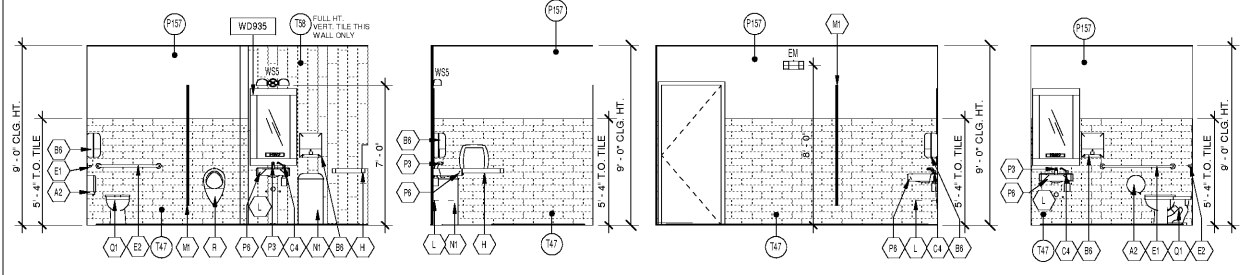
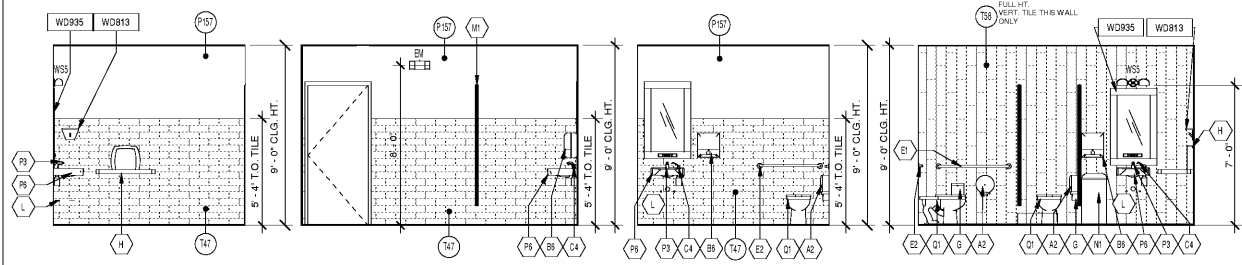


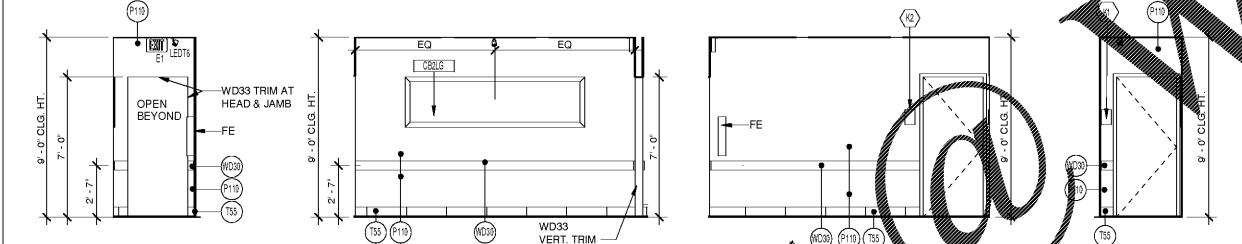
11/11/2018 8:55:21 AM



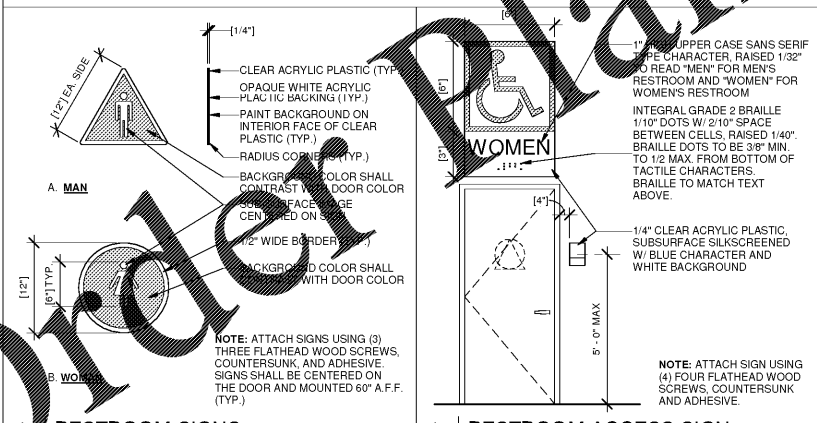
1 MEN'S ELEVATION 1/4" = 1'-0"
 2 MEN'S ELEVATION 1/4" = 1'-0"
 3 MEN'S ELEVATION 1/4" = 1'-0"
 4 MEN'S ELEVATION 1/4" = 1'-0"



5 WOMEN'S ELEVATION 1/4" = 1'-0"
 6 WOMEN'S ELEVATION 1/4" = 1'-0"
 7 WOMEN'S ELEVATION 1/4" = 1'-0"
 8 WOMEN'S ELEVATION 1/4" = 1'-0"



9 RESTROOM PLAN 1/2" = 1'-0"
 10 CORRIDOR ELEVATION 1/4" = 1'-0"
 11 CORRIDOR ELEVATION 1/4" = 1'-0"
 12 CORRIDOR ELEVATION 1/4" = 1'-0"
 13 CORRIDOR ELEV. 1/4" = 1'-0"



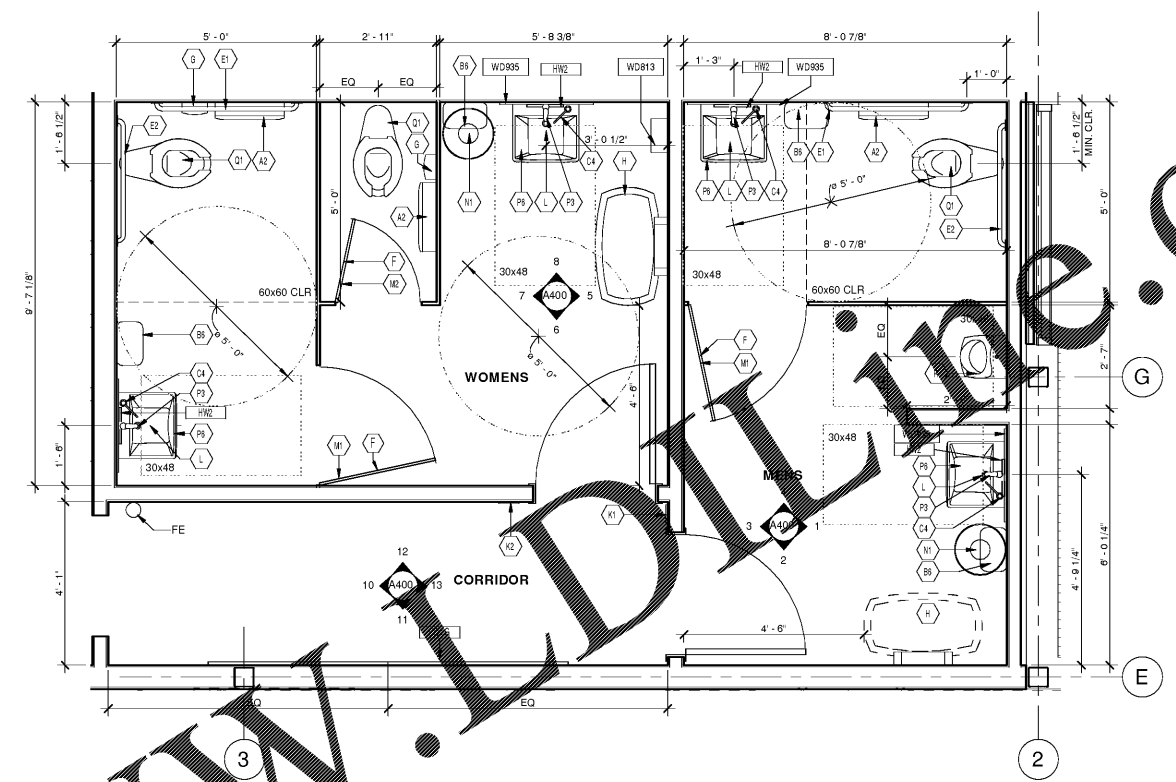
14 RESTROOM SIGNS 3/8" = 1'-0"
 15 RESTROOM ACCESS SIGN 3/8" = 1'-0"

VENDOR CONTACTS:

ESSITY PROFESSIONAL HYGIENE (FORMERLY SCA)
 (WHITE PAPER TOWEL DISPENSERS)
 BRYAN YOUNG
 PHONE +1 303 470 8394
 MOBILE +1 720 272 8037
 BRYAN.YOUNG@ESSITY.COM

GENERAL PARTITIONS
 SUSAN MARCH
 (573) 696-0178 (P)
 (573) 696-0071 (F)
 (573) 489-7495 (C)
 SMARCHCOMPANY@GMAIL.COM
 GENERALPARTITIONS.COM

KJA INC.
 GLOBAL PARTITIONS - SALES REPRESENTATIVES ST. LOUIS
 JENNIFER WELLS / PRESIDENT
 CELL: 314-814-3562
 JENNIFER@KJAINC.COM



9 RESTROOM PLAN 1/2" = 1'-0"


RESTROOM SCHEDULE

CODE	QTY	DESCRIPTION	MODEL	NOTES	MOUNTING HEIGHT
A2	3	SURFACE-MOUNTED TOILET PAPER DISPENSER	TORK 66TR		32" AFF TO TOP, C.L. 7'-9" IN FRONT OF W.C.
ADA	4	42" GRAB BAR	BOBRICK B-5806-42	Salin Finish	36" TO TOP OF GRIPPING SURFACE
B6	4	TORK ELEVATION MATIC HAND TOWEL ROLL DISPENSER WITH INTUITION SENSOR	S511202 (Hardwired)		45.5'
C4	4	Bobrick B-82216 Lavatory Mounted Soap Dispenser	B-822		COUNTER PER MANUF. INSTRUCTIONS
E1	2	42" GRAB BAR	BOBRICK B-5806-42		36" TO TOP OF GRIPPING SURFACE
E2	2	36" GRAB BAR	BOBRICK B-5806-36		36" TO TOP OF GRIPPING SURFACE
F	3	COAT HOOK	BOBRICK B-76717		72" AFF TO CENTERLINE OF STD. DOOR; 48" AFF TO TOP EDGE ON ADA DOOR
G	2	SURFACE-MOUNTED SANITARY NAPKIN DISPOSAL	BOBRICK B-270	Salin Finish	30" AFF TO TOP
H	2	KOALA DIAPER CHANGING STATION	KB200-00-HORIZONTAL PH# 1.888.733.3456		28.75" AFF TO BOTTOM MOST EDGE
HW2	4	[G4] HAND WASH SIGN (RESTROOM MIRROR)			
K1	1	[G4] MENS ACCESSIBLE TOILET SIGN	GRIMCO 6X9 09002BK PH#1.800.542.9941		60" AFF TO CENTER OF SIGN; 48" MIN. & 60" MAX. TO BASE LINE OF LOWEST TACTILE CHARACTER
K2	1	[G4] WOMEN'S ACCESSIBLE TOILET SIGN	GRIMCO 6X9 09005BK PH#1.800.542.9941		60" AFF TO CENTER OF SIGN; 48" MIN. & 60" MAX. TO BASE LINE OF LOWEST TACTILE CHARACTER
L	4	LAVATORY PIPE INSULATION	LAVAGUARD TRUEBRO 100SERIES, GREY		INSTALL OVER HOT/COLD WATER & DRAIN PIPES
M1	2	RESTROOM PARTITIONS	GENERAL PARTITIONS: HIGH DENSITY POLYMER, FLOOR MOUNTED PARTITIONS W/TOP RAIL, COLOR: OYSTER.		FLOOR-MOUNTED, OVERHEAD BRACE
M2	1	RESTROOM PARTITIONS	GENERAL PARTITIONS: HIGH DENSITY POLYMER, FLOOR MOUNTED PARTITIONS W/TOP RAIL, COLOR: OYSTER.		FLOOR-MOUNTED, OVERHEAD BRACE
N1	2	WASTE RECEPTACLE	EX-CELL KAISER #INT1531 D-6 WHT DB		FREE STANDING
P3	4	LAVATORY FAUCET	TXL105-D10EM		N/A
P6	4	Soto(R) wall-mount/concealed arm carrier bathroom sink right-hand soap dispenser hole	K-2084-R WHITE		34" AFF TO TOP OF SINK RIM; MIN. 27" CLEAR BELOW SINK
O1	3	WATER CLOSET - ADA	AMERICAN STANDARD 3043.001, ALTERNATE TOTO CT 705L		FLOOR-MOUNTED; INSTALL FLUSH VALVE ON OPEN (ACCESS) SIDE
R	1	URINAL	TOTO UT104		17" AFF MAX TO TOP OF FRONT RIM

Bakery-Cafe:
#6119
 SYSTEM: G4 (ADA)
 Project:
 p.o. box 14,2116
 coral gables, florida
 33114,2116
 v. 305.445.3100
 f. 305.259.3986
 license number: AA26002436

Professional Seal:
 architect of record: William F. Arthur
 License Number: AR0012074
 Project Title:

Bakery Cafe #6119
 6351 MANATEE AVE W,
 BRADENTON, FL 34209



These plans and specifications are the exclusive property of WFA Design. Any reproduction, modification, distribution, and/or use of these materials (or any portion thereof) without WFA Design's prior written consent is strictly prohibited.

No.	Description	Date

ENLARGED RESTROOM PLANS & INTERIOR ELEVATIONS

Project Number: #6119
 Sheet Number: A400
 Drawn By: MMH/NH
 Issue Date: 09.30.18
 DPM: DM: CPM:
 J.R. D.C. R.K.