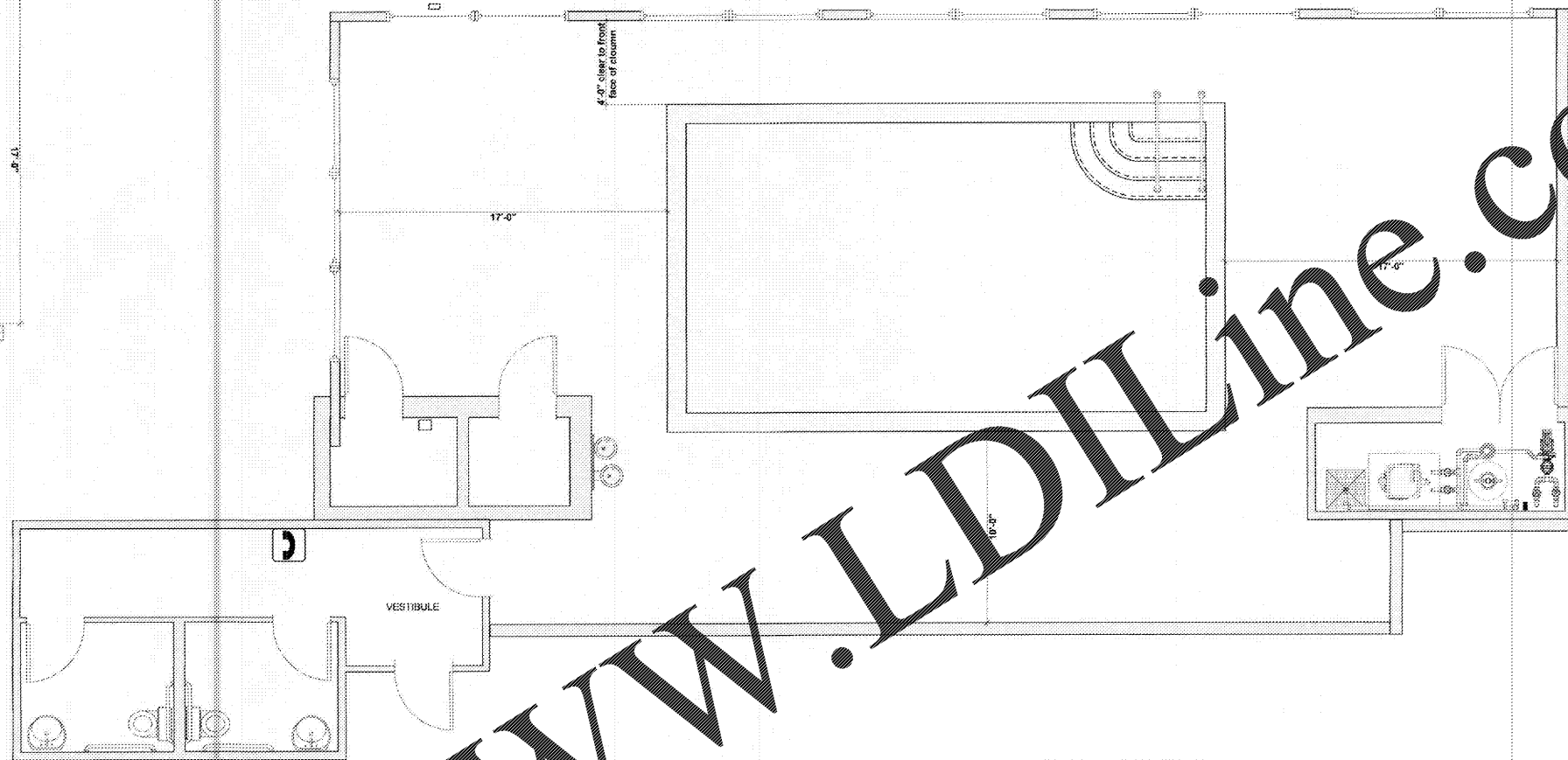


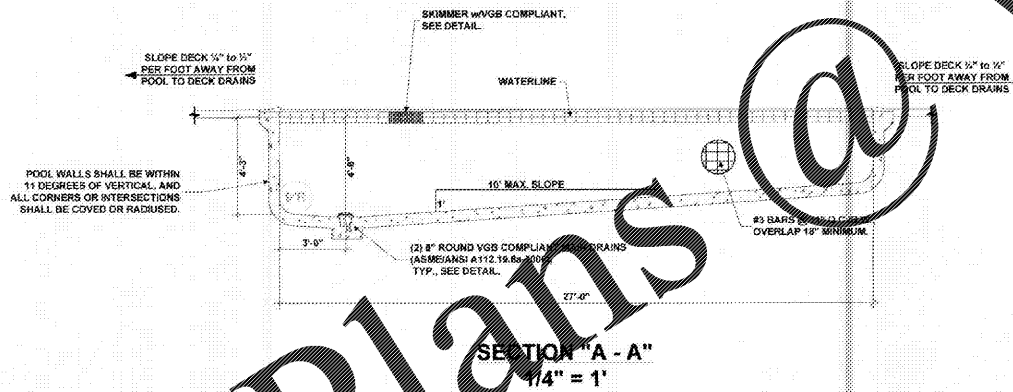
LAYOUT DETAIL
1/4" = 1'-0"

NOTE:
DIMENSIONS ARE TO THE
BACK OF 11" BEAM

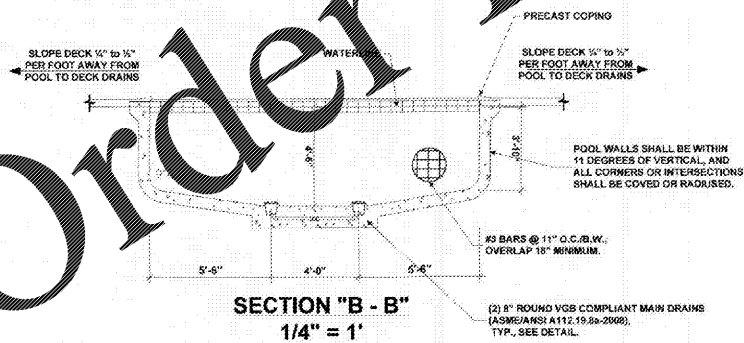


LAYOUT DETAIL
1/4" = 1'-0"

NOTE:
DIMENSIONS ARE TO THE
BACK OF 11" BEAM



SECTION "A - A"
1/4" = 1'



SECTION "B - B"
1/4" = 1'

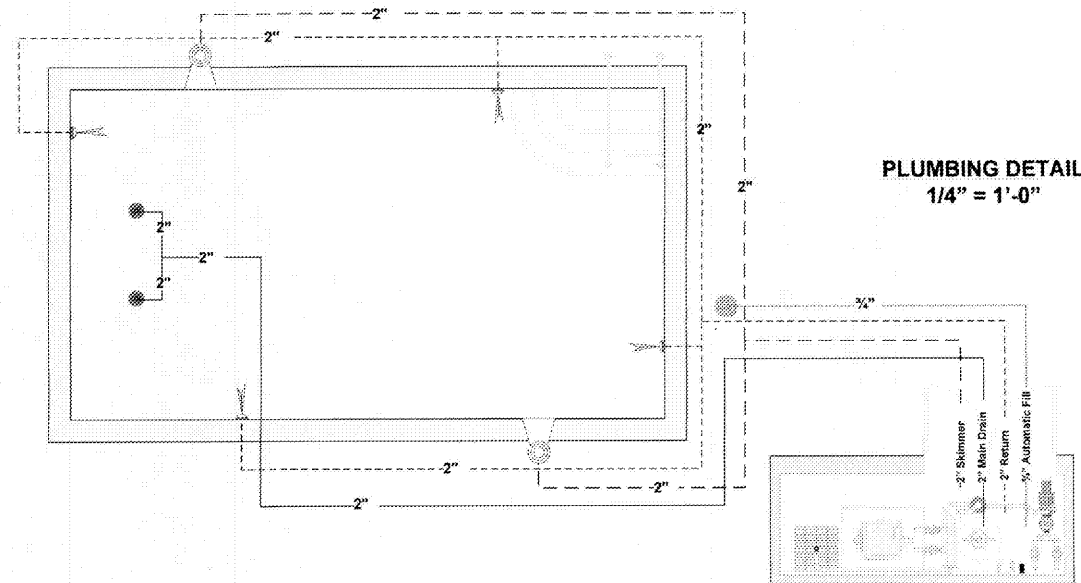
NOTE:

PLANS ARE FOR POOL CONSTRUCTION ONLY.

ALL BUILDING, EQUIPMENT & CHEMICAL ROOM NOTES AND SPECIFICATIONS ARE FOR COORDINATION AND INFORMATION ONLY.

ELECTRICAL DATA IS FOR COORDINATION AND INFORMATION ONLY.

IT IS THE RESPONSIBILITY OF OTHERS TO PROVIDE ANY REQUIRED REVISED CONSTRUCTION DRAWINGS INCLUDING BUT NOT LIMITED TO PLUMBING, MECHANICAL AND ELECTRICAL CHANGES NECESSARY FOR POOL PERMIT AND INSTALLATION.



PLUMBING DETAIL
1/4" = 1'-0"

mcmillan
pazdan
smith
ARCHITECTURE

Hot Springs
POOLS & SPAS
Since 1989

300 HIGHLAND ROAD
DURHAM, N.C. 27707 (919) 486-1111



WINDSOR AUGHTRY
HOME2 ASHEVILLE

390 AIRPORT ROAD
ARDEN, NC 28704

SHEET ISSUE:
07/30/18
FOR CONSTRUCTION

REVISIONS

NO.	DESCRIPTION	DATE

PRINCIPAL IN CHARGE:
PROJECT ARCHITECT:
DRAWN BY:
SHEET TITLE:

LAYOUT, PLUMBING &
SECTIONS

PROJ. NO.

SP - 3