

GUESTROOM RCP LEGEND

- GR-203 WALL MOUNTED LIGHT FIXTURE
- R1 RECESSED DOWNLIGHT FIXTURE
- R2 RECESSED WALL WASH LIGHT FIXTURE
- R3 RECESSED LIGHT FIXTURE W/ LENS UL WET LABELED
- INTERIOR WALL SCIENCE
- 5/8" GYP BOARD CEILING ON METAL STUDS


GUESTROOM ELEC LEGEND

- Φ DUPLEX OUTLET
- ⊕ QUAD OUTLET
- ⊕ DATA OUTLET
- ⊕ VOICE OUTLET
- ⊕ OUTLET
- ⊕ SWITCH
- ⊕ THE STAT
- ⊕ FLOOR MOUNTED JUNCTION BOX
- ⊕ WALL MOUNTED JUNCTION BOX
- ⊕ CEILING MOUNTED JUNCTION BOX

GUESTROOM GENERAL NOTES

1. REFER TO FINE PACKAGE FOR FURNITURE, BUILT-IN MILLWORK & FINISH SPEC
2. WALL RECEPTACLES/ DATA PORTS TO BE MOUNTED @ 12" AFF TYP UNO
3. THERMOSTATS IN NON ADA ROOMS TO BE MOUNTED @ 5'-0" AFF TO TOP OF CONTROLS
4. THERMOSTATS IN ADA ROOMS TO BE MOUNTED @ 48" AFF TO TOP OF CONTROLS
5. LIGHT SWITCHES IN GUESTROOMS TO BE MOUNTED @ 48" AFF TO TOP OF CONTROLS UNO
6. LIGHT SWITCHES IN GUESTROOM BATHROOMS TO BE MOUNTED @ 48" AFF TO CENTERLINE OF CONTROLS UNO
7. IN ADA ROOMS AT LEAST ONE OUTLET & DATA CONNECTION FOR USE BY GUESTS MUST BE MOUNTED BETWEEN 18" & 48" AFF AND PROVIDE A CLEAR FLOOR AREA OF 30"x48" IN FRONT OF OUTLET
8. ALL DEVICES SHALL BE OFFSET SO THAT NO DEVICE IN ADJACENT GUESTROOMS ARE BACK TO BACK WITH LESS THAN 3" CLEARANCE BETWEEN THE REAR OF EACH BOX OFFSET SHALL BE PROVIDED WHERE REQD. GC TO COORDINATE ALL OPENINGS IN CASEWORK AS REQD
9. ALL CONTROLS FOR USE BY GUESTS MUST BE MOUNTED 18" AFF & 48" AFF OPERABLE CONTROLS LOCATED OVER AN OBSTRUCTION DEEPER THAN 10" MUST BE MOUNTED NO HIGHER THAN 48" AFF
10. IF A CONFLICT EXISTS BETWEEN THE ELECTRICAL LAYOUT SHOWN ON THIS SHEET AND THE ELECTRICAL ENGINEER'S DRAWING CONCERNING PLACEMENT AND/OR ARRANGEMENT OF DEVICES, GC SHALL CONTACT ARCHITECT PRIOR TO CONSTRUCTION FOR CLARIFICATION
11. SEE GUEST ROOM ELEVATIONS THIS SHEET FOR OUTLET AND SWITCH HEIGHTS UNLESS HEIGHT IS NOTED ON ELECTRICAL PLAN THIS SHEET. GUEST ROOM ELEVATIONS PROVIDED TO SHOW ELECTRICAL OUTLET AND SWITCH HEIGHTS ONLY. SEE D DRAWINGS FOR ALL INFO RELATED TO FFE MOUNTING HEIGHTS AND FINISHES
12. ALL GYP BOARD AT WET WALL LOCATIONS TO BE MOISTURE RESISTANT

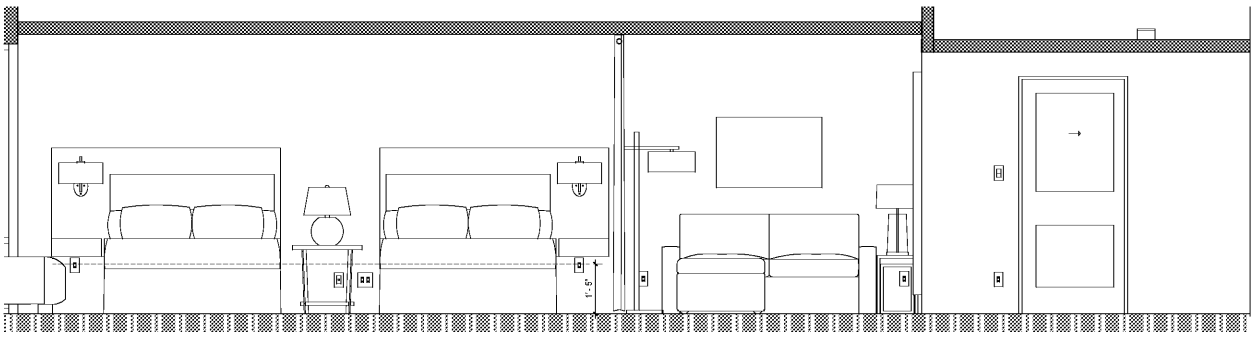
Keynote Value	Keynote Text
G-8	CEILING MOUNTED DRAPERY ROD - PROVIDE BLOCKING AS REQD
G-10	DEDICATED CIRCUIT FOR DISHWASHER
G-11	RANGE TOP STOVE MICROWAVE AFFIXED TO WALL
G-14	SWITCH CONTROLLING GARBAGE DISPOSAL
G-15	DEDICATED CIRCUIT FOR GARBAGE DISPOSAL
G-25	EXTEND J BOX, DEVICE & COVER PLATE FLUSH W/ MILLWORK BACK PANEL
G-26	DOORBELL ON/OFF SWITCH (HEARING IMPAIRED ROOMS ONLY), PROVIDE SIGNAGE AS REQD
G-32	GC TO PROVIDE BLOCKING TO RECEIVE ITEM INDICATED - EXTEND FULL LENGTH OF OBJECT
G-33	GC TO COORDINATE W/ FIXTURE FABRICATOR WHERE NECESSARY TO PROVIDE PROPER BLOCKING IN WALL FOR ITEM KEYNOTED
G-36	OUTLET ABOVE MICROWAVE - REFER TO ROOM ELEVATION. MOUNT DEVICE HORIZONTALLY. FACE PLATE TO BE WHITE
G-44	WHEN AN OPTIONAL WIRED CONNECTION FOR GUEST IS ALSO PROVIDED, ANOTHER CAT6-RJ45 CABLE TERMINATED ON AN RJ45 FEMALE JACK MUST BE PROVIDED ON THE WALL BELOW THE DESKTOP AREA. MAINTAIN 6" CLEARANCE FROM ALL OTHER OUTLETS AND DEVICES. A PATCH CORD SHOULD BE PROVIDED AT THE DESKTOP FOR GUEST CONVENIENCE
G-45	EACH CABLE MUST BE RERUN BETWEEN THE GUESTROOM AND THE DF ON EACH FLOOR
G-46	PROVIDE (1) CAT6-RJ45 CABLE IN EVERY GUESTROOM ON THE WALL BELOW THE DESKTOP AREA. TERMINATED ON AN RJ45 FEMALE JACK FOR WIRELESS ACCESS POINT INFRASTRUCTURE (LINE POWERED WMP)
G-47	COORDINATE WMP LOCATION WITH CASEGOODS TO AVOID CONFLICT
G-48	REFRIGERATOR
G-50	UNDER-COUNTER DISHWASHER



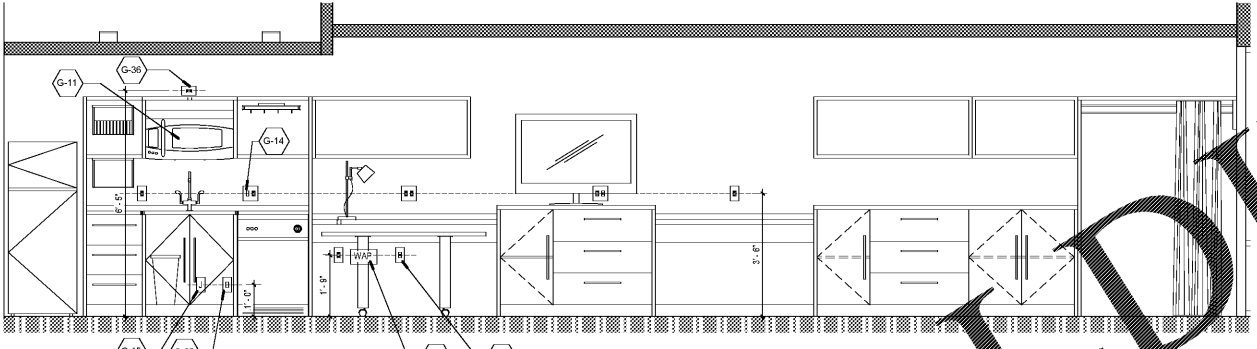
SHEET ISSUE
07/30/18
FOR CONSTRUCTION

Revisions		
Number	Description	Date

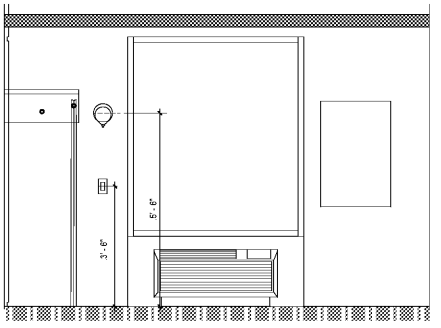
A404




QQ STUDIO ELEV B
1/2" = 1'-0"



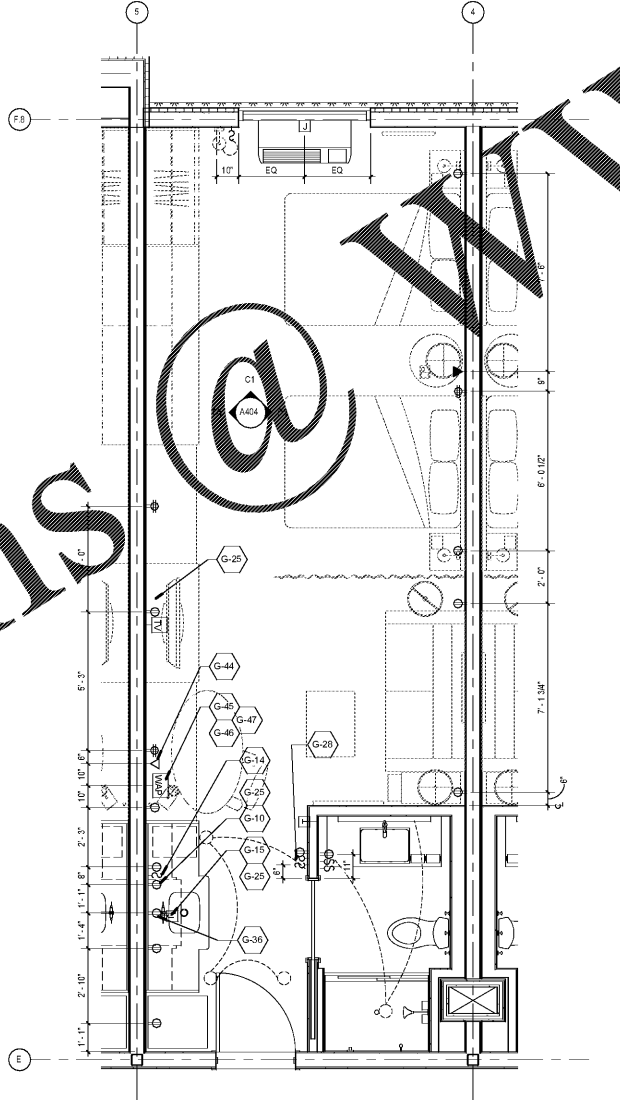
QQ STUDIO ELEV A
1/2" = 1'-0"



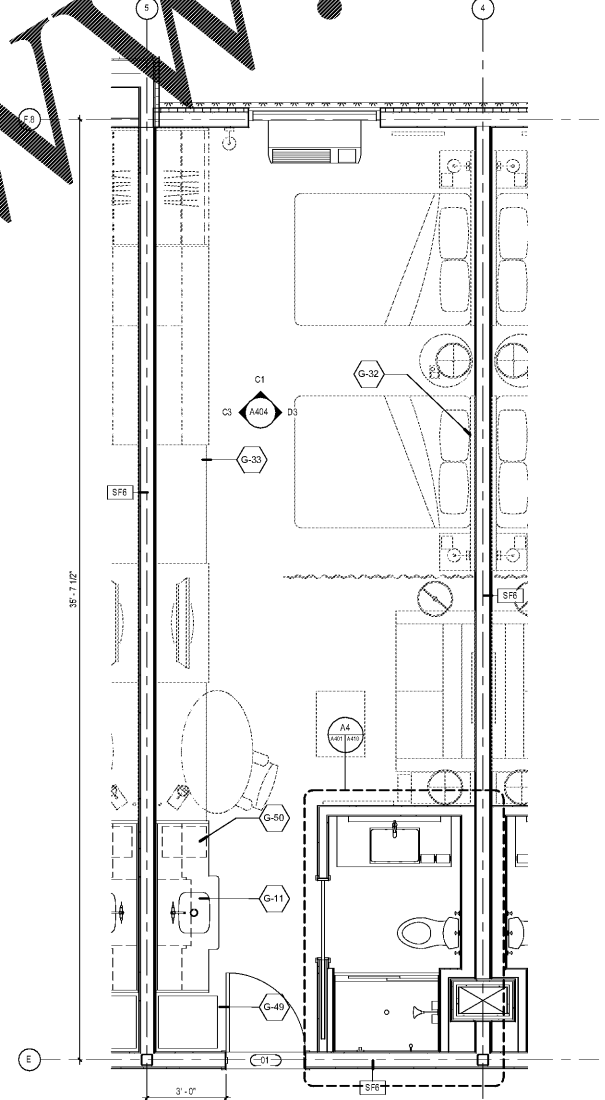
QQ STUDIO ELEV C
1/2" = 1'-0"



QUEEN/QUEEN STUDIO RCP
3/8" = 1'-0"



QUEEN/QUEEN STUDIO ELECTRICAL PLAN
3/8" = 1'-0"



QUEEN/QUEEN STUDIO PLAN
3/8" = 1'-0"

ORDER PLANS @ WWW.LDLINE.COM
 ALL RIGHTS RESERVED
 05 SEPTEMBER 2018 10:00 AM
 06 SEPTEMBER 2018 10:00 AM
 07 SEPTEMBER 2018 10:00 AM
 08 SEPTEMBER 2018 10:00 AM
 09 SEPTEMBER 2018 10:00 AM
 10 SEPTEMBER 2018 10:00 AM
 11 SEPTEMBER 2018 10:00 AM
 12 SEPTEMBER 2018 10:00 AM
 13 SEPTEMBER 2018 10:00 AM
 14 SEPTEMBER 2018 10:00 AM
 15 SEPTEMBER 2018 10:00 AM
 16 SEPTEMBER 2018 10:00 AM
 17 SEPTEMBER 2018 10:00 AM
 18 SEPTEMBER 2018 10:00 AM
 19 SEPTEMBER 2018 10:00 AM
 20 SEPTEMBER 2018 10:00 AM
 21 SEPTEMBER 2018 10:00 AM
 22 SEPTEMBER 2018 10:00 AM
 23 SEPTEMBER 2018 10:00 AM
 24 SEPTEMBER 2018 10:00 AM
 25 SEPTEMBER 2018 10:00 AM
 26 SEPTEMBER 2018 10:00 AM
 27 SEPTEMBER 2018 10:00 AM
 28 SEPTEMBER 2018 10:00 AM
 29 SEPTEMBER 2018 10:00 AM
 30 SEPTEMBER 2018 10:00 AM
 01 OCTOBER 2018 10:00 AM
 02 OCTOBER 2018 10:00 AM
 03 OCTOBER 2018 10:00 AM
 04 OCTOBER 2018 10:00 AM
 05 OCTOBER 2018 10:00 AM
 06 OCTOBER 2018 10:00 AM
 07 OCTOBER 2018 10:00 AM
 08 OCTOBER 2018 10:00 AM
 09 OCTOBER 2018 10:00 AM
 10 OCTOBER 2018 10:00 AM
 11 OCTOBER 2018 10:00 AM
 12 OCTOBER 2018 10:00 AM
 13 OCTOBER 2018 10:00 AM
 14 OCTOBER 2018 10:00 AM
 15 OCTOBER 2018 10:00 AM
 16 OCTOBER 2018 10:00 AM
 17 OCTOBER 2018 10:00 AM
 18 OCTOBER 2018 10:00 AM
 19 OCTOBER 2018 10:00 AM
 20 OCTOBER 2018 10:00 AM
 21 OCTOBER 2018 10:00 AM
 22 OCTOBER 2018 10:00 AM
 23 OCTOBER 2018 10:00 AM
 24 OCTOBER 2018 10:00 AM
 25 OCTOBER 2018 10:00 AM
 26 OCTOBER 2018 10:00 AM
 27 OCTOBER 2018 10:00 AM
 28 OCTOBER 2018 10:00 AM
 29 OCTOBER 2018 10:00 AM
 30 OCTOBER 2018 10:00 AM
 31 OCTOBER 2018 10:00 AM
 01 NOVEMBER 2018 10:00 AM
 02 NOVEMBER 2018 10:00 AM
 03 NOVEMBER 2018 10:00 AM
 04 NOVEMBER 2018 10:00 AM
 05 NOVEMBER 2018 10:00 AM
 06 NOVEMBER 2018 10:00 AM
 07 NOVEMBER 2018 10:00 AM
 08 NOVEMBER 2018 10:00 AM
 09 NOVEMBER 2018 10:00 AM
 10 NOVEMBER 2018 10:00 AM
 11 NOVEMBER 2018 10:00 AM
 12 NOVEMBER 2018 10:00 AM
 13 NOVEMBER 2018 10:00 AM
 14 NOVEMBER 2018 10:00 AM
 15 NOVEMBER 2018 10:00 AM
 16 NOVEMBER 2018 10:00 AM
 17 NOVEMBER 2018 10:00 AM
 18 NOVEMBER 2018 10:00 AM
 19 NOVEMBER 2018 10:00 AM
 20 NOVEMBER 2018 10:00 AM
 21 NOVEMBER 2018 10:00 AM
 22 NOVEMBER 2018 10:00 AM
 23 NOVEMBER 2018 10:00 AM
 24 NOVEMBER 2018 10:00 AM
 25 NOVEMBER 2018 10:00 AM
 26 NOVEMBER 2018 10:00 AM
 27 NOVEMBER 2018 10:00 AM
 28 NOVEMBER 2018 10:00 AM
 29 NOVEMBER 2018 10:00 AM
 30 NOVEMBER 2018 10:00 AM
 01 DECEMBER 2018 10:00 AM
 02 DECEMBER 2018 10:00 AM
 03 DECEMBER 2018 10:00 AM
 04 DECEMBER 2018 10:00 AM
 05 DECEMBER 2018 10:00 AM
 06 DECEMBER 2018 10:00 AM
 07 DECEMBER 2018 10:00 AM
 08 DECEMBER 2018 10:00 AM
 09 DECEMBER 2018 10:00 AM
 10 DECEMBER 2018 10:00 AM
 11 DECEMBER 2018 10:00 AM
 12 DECEMBER 2018 10:00 AM
 13 DECEMBER 2018 10:00 AM
 14 DECEMBER 2018 10:00 AM
 15 DECEMBER 2018 10:00 AM
 16 DECEMBER 2018 10:00 AM
 17 DECEMBER 2018 10:00 AM
 18 DECEMBER 2018 10:00 AM
 19 DECEMBER 2018 10:00 AM
 20 DECEMBER 2018 10:00 AM
 21 DECEMBER 2018 10:00 AM
 22 DECEMBER 2018 10:00 AM
 23 DECEMBER 2018 10:00 AM
 24 DECEMBER 2018 10:00 AM
 25 DECEMBER 2018 10:00 AM
 26 DECEMBER 2018 10:00 AM
 27 DECEMBER 2018 10:00 AM
 28 DECEMBER 2018 10:00 AM
 29 DECEMBER 2018 10:00 AM
 30 DECEMBER 2018 10:00 AM
 31 DECEMBER 2018 10:00 AM