

**ATTIC VENTILATION FORMULA SECTION:**

**ATTIC VENTILATION REQUIRED: HOTEL**

1/300 RULE ATTIC VENTILATION (MBC 1203.2)  
PITCHED ROOF FOOTPRINT: 1ST FLOOR FOOTPRINT = 12,962 SQ. FT.  
12,962 SQ. FT. DIVIDED BY 300 SQ. FT. = 43.2 SQ. FT.  
43.2 SQ. FT. MULTIPLY BY 144 SQ. IN. = 6,222 SQ. IN.  
PITCHED ROOF AREA TOTAL SQ. IN. VENTILATION REQUIRED = 6,222 SQ. IN.

**ATTIC VENTILATION PROVIDED:**

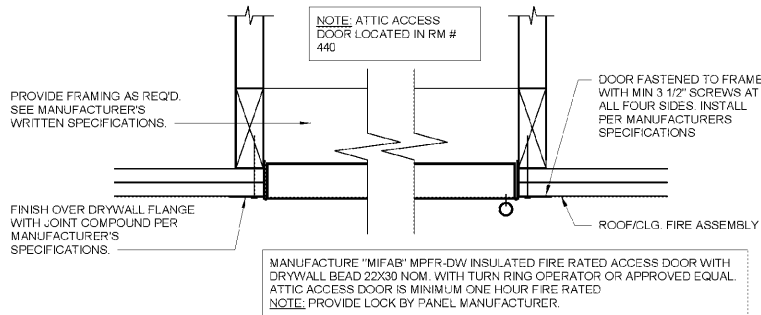
478 L.F. TEXTURED PERFORATED CEMENT BOARD SOFFIT WITH CONTINUOUS VENTED SOFFIT PANEL (LOW)  
5.0 SQ. IN. NET FREE VENTILATION AREA (N.F.V.A.) PER FOOT (ICC-ES ESR 1668) = 2,380 SQ. IN.  
TOTAL SQ. IN. PROVIDED AT LOW POINT = 2,380 SQ. IN.

221 L.F. OF RIDGE VENT (REF. SPECIFICATIONS) WITH 18.0 SQ. IN. N.F.V.A. PER FOOT (ICC-ES ESR 1265) = 3,978 SQ. IN.

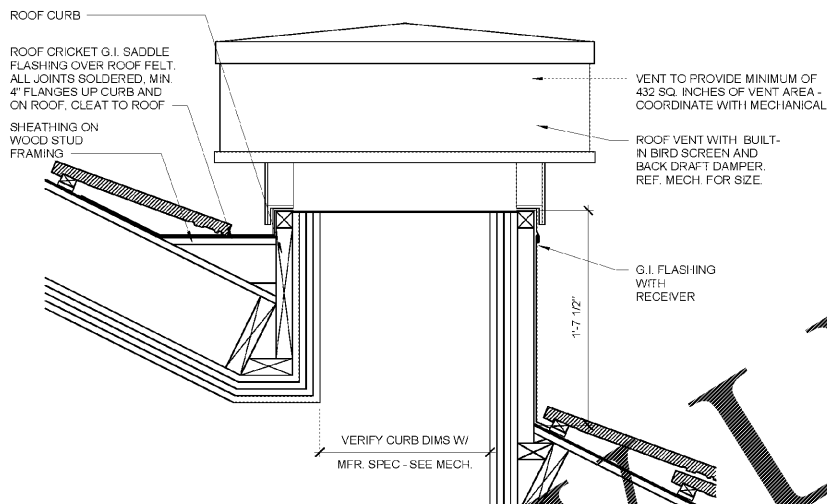
44 L.F. TEXTURED PERFORATED CEMENT BOARD SOFFIT WITH CONTINUOUS VENTED SOFFIT PANEL (HIGH)  
5.0 SQ. IN. N.F.V.A. PER FOOT (ICC-ES ESR 1668) = 220 SQ. IN.  
TOTAL SQ. IN. PROVIDED AT HIGH POINT = 4,198 SQ. IN.

PITCHED ROOF TOTAL SQUARE INCHES OF VENTILATION PROVIDED = 6,578 SQ. IN.

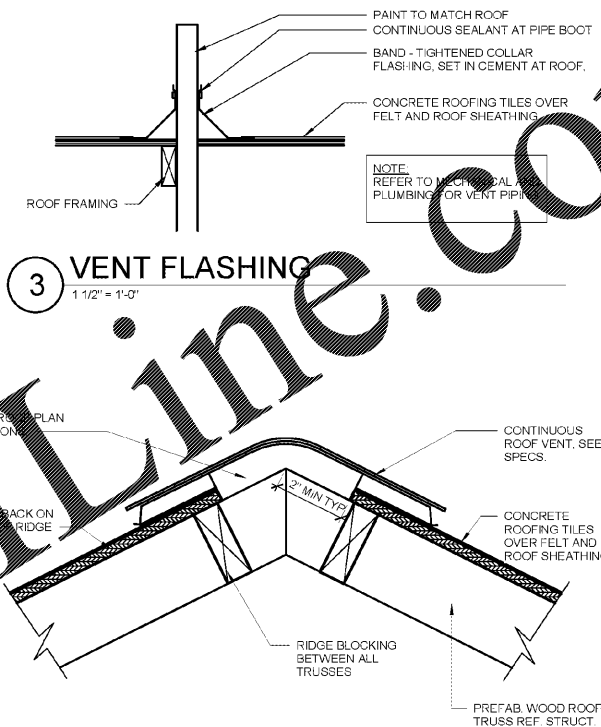
CONTRACTOR TO MATCH FLASHING/ GUTTERS/ DOWNSPOUTS/ METAL FASCIA TO ADJACENT TRIM COLOR



**5 ATTIC ACCESS PANEL**  
1 1/2" = 1'-0"

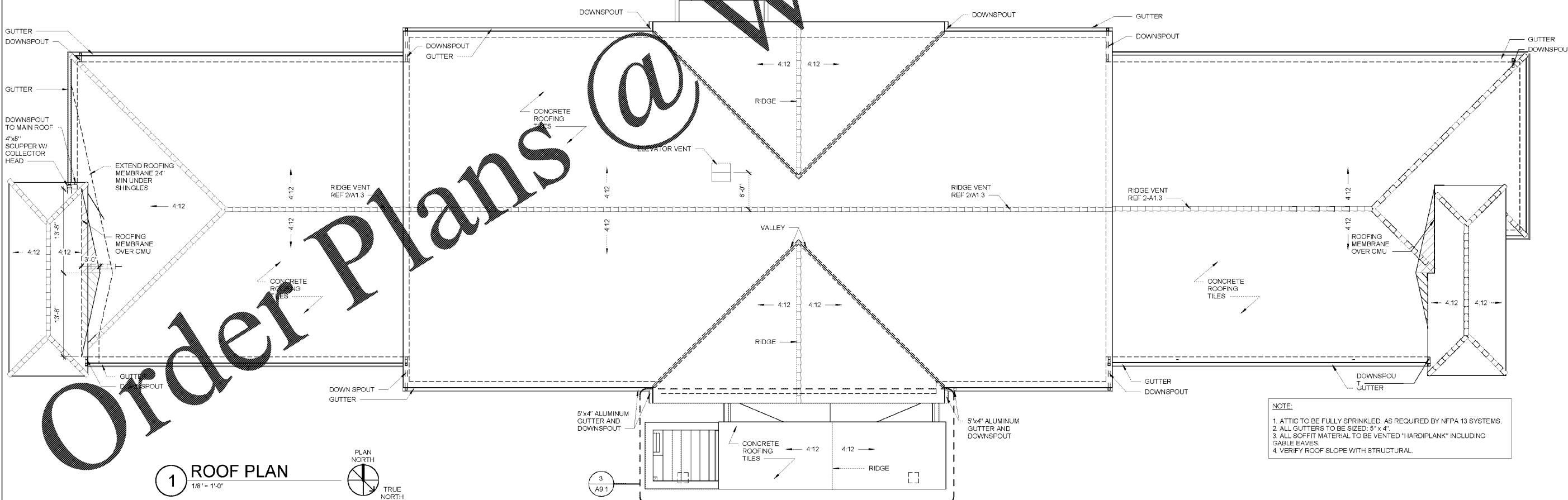


**4 ELEVATOR VENT THRU ROOF**  
1 1/2" = 1'-0"



**2 RIDGE VENT DETAIL**  
3" = 1'-0"

**3 VENT FLASHING**  
1 1/2" = 1'-0"



**1 ROOF PLAN**  
1/8" = 1'-0"

**3 A9.1**

**NOTE:**  
1. ATTIC TO BE FULLY SPRINKLED, AS REQUIRED BY NFPA 13 SYSTEMS.  
2. ALL GUTTERS TO BE SIZED: 5" x 4".  
3. ALL SOFFIT MATERIAL TO BE VENTED "HARDPLANK" INCLUDING GABLE EAVES.  
4. VERIFY ROOF SLOPE WITH STRUCTURAL.

**WOOLPERT**  
475 Northridge Road  
Suite 300  
Atlanta, GA 30350  
770.391.4095  
FAX: 770.391.4104

**WOODSPRING SUITES**  
CYPRESS CREEK, FLORIDA  
Pasco County  
Cypress Creek, FL

Issues & Revisions:

Proj. No.: 078761  
Date: 11/02/2018

Sheet Name:  
ROOF PLAN &  
DETAILS

**A1.3**

100% OWNER REVIEW | 11.02.18

11/2/2018 2:07:24 PM