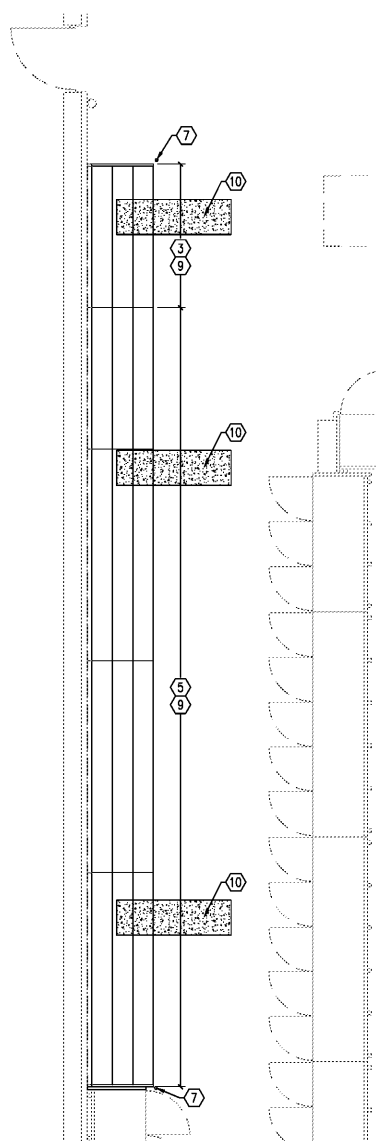


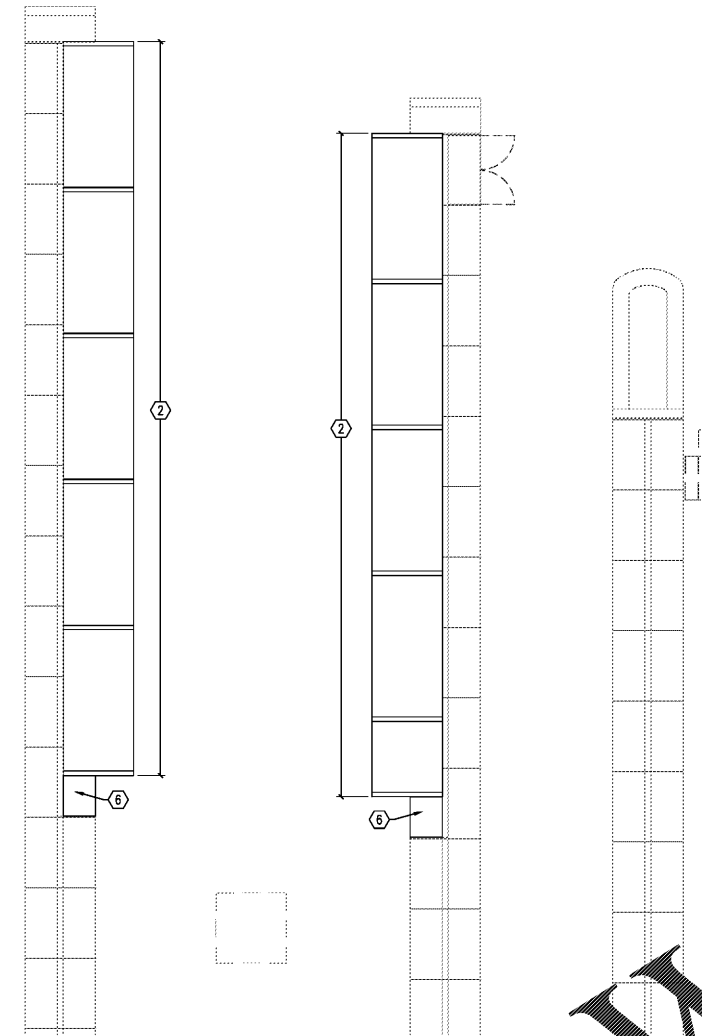
NO.	DATE	DESCRIPTION

PROJECT NO: CP5008-04
 CAD DWG FILE: CP5008-04-A1
 DRAWN BY: ML
 CHECKED BY: LEM

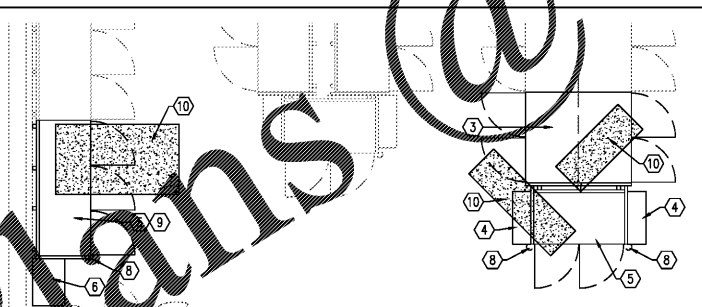
WWW.LDILINE.COM



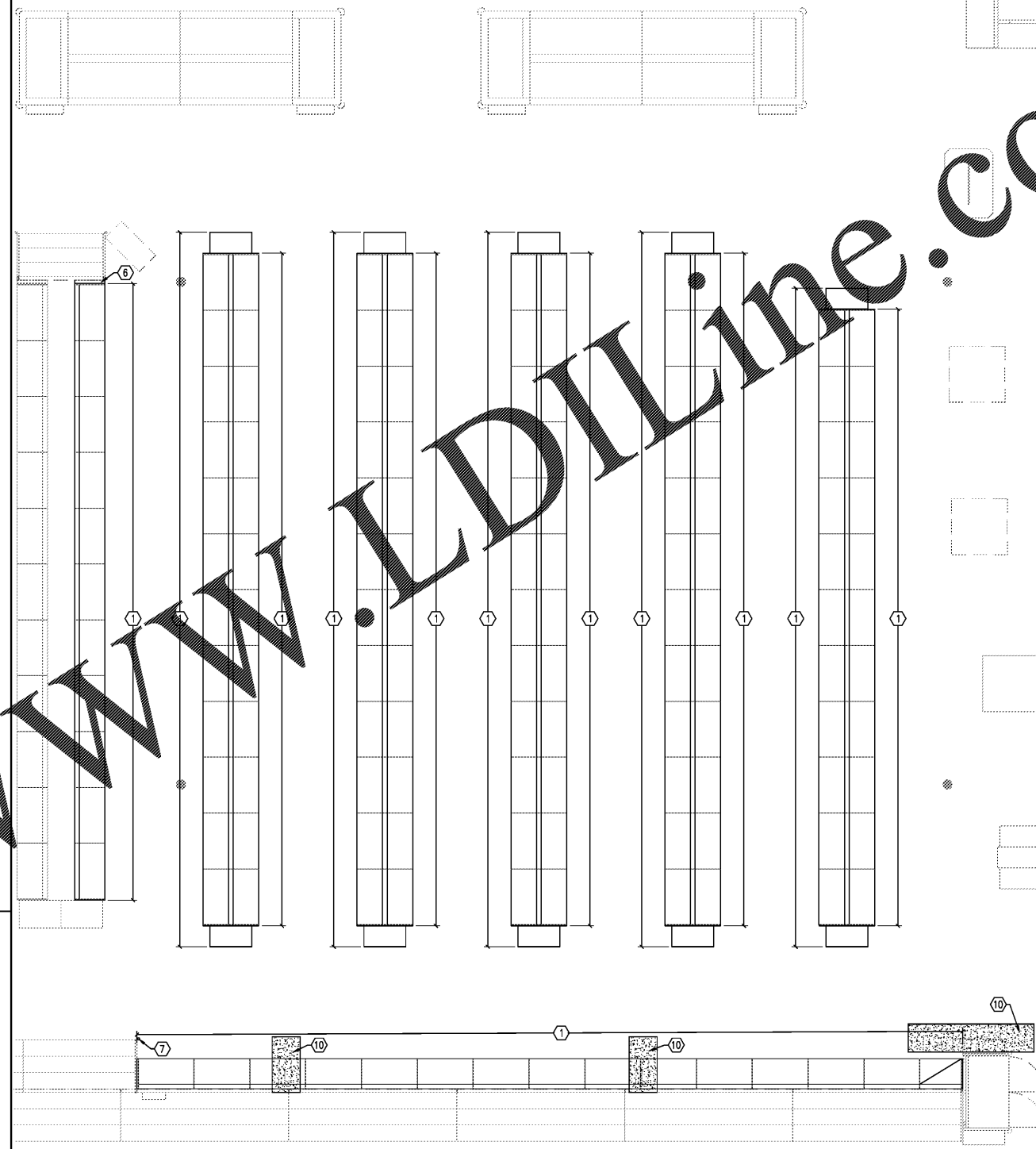
6B ENLARGED FLOOR PLAN
 SCALE: 1/4" = 1'-0"



5C ENLARGED FLOOR PLAN
 SCALE: 1/4" = 1'-0"



5B ENLARGED FLOOR PLAN
 SCALE: 1/4" = 1'-0"



2B ENLARGED FLOOR PLAN
 SCALE: 1/4" = 1'-0"

- PLAN NOTES**
- NEW SHELVING TO BE PROVIDED BY KROGER AND INSTALLED BY GENERAL CONTRACTOR (G.C.) PER SPEC. SECT. 114113. G.C. TO FURNISH POWER AS REQUIRED PER ELECTRICAL DRAWINGS.
 - NEW CASE TO BE FURNISHED BY KROGER AND INSTALLED BY G.C. PER SPEC. SECT. 114113. NO ELECTRICAL OR PLUMBING WORK REQUIRED.
 - NEW FIXTURE TO BE FURNISHED BY KROGER AND INSTALLED BY REFRIGERATION CONTRACTOR (R.C.) PER SPEC. SECT. 114122. SEE PLUMBING, ELECTRICAL AND/OR REFRIGERATION DRAWINGS FOR MORE INFORMATION. G.C. TO COORDINATE.
 - RELOCATED FIXTURE TO BE INSTALLED BY G.C. PER SPEC. SECT. 114113. NO ELECTRICAL OR PLUMBING WORK REQUIRED.
 - RELOCATED FIXTURE TO BE INSTALLED BY REFRIGERATION CONTRACTOR (R.C.) PER SPEC. SECT. 114122. SEE PLUMBING, ELECTRICAL AND/OR REFRIGERATION DRAWINGS FOR MORE INFORMATION. G.C. TO COORDINATE.

- GENERAL NOTES**
- SEE AS5 SHEET SERIES FOR ASD & GSD DETAILS.
 - ALL FIRE PROTECTION SYSTEM COMPONENTS AND SMOKE ALARM SYSTEMS TO REMAIN INTACT AND FUNCTIONAL DURING CONSTRUCTION PROCESS. G.C. TO PROVIDE MODIFICATIONS TO EXISTING SYSTEM AS REQUIRED BY NEW WORK TO MEET CURRENT FIRE PROTECTION CODES. G.C.'S FIRE PROTECTION CONTRACTOR TO PROVIDE LOCAL JURISDICTION W/ ANY DRAWINGS/SPECIFICATIONS BY LICENSED FIRE PROTECTION ENGINEER AS REQUIRED FOR NEW WORK.
 - REFER TO ELECTRICAL & PLUMBING DRAWINGS FOR MORE INFORMATION ON NEW & DEMOLITION WORK RELATED AND REQUIRED.
 - FURNISH & INSTALL FRT WOOD BLOCKING IN WALLS FOR ALL WALL MOUNTED FIXTURES AND ACCESSORIES PER SPECIFICATION SECTION 081053.
 - INSTALL KROGER FURNISHED FIRE EXTINGUISHERS. COORDINATE LOCATIONS WITH BUILDING OFFICIAL AND FIRE OFFICIAL.
 - PATCH AND REPAIR ALL EXISTING WALLS RECEIVING NEW FINISHES. FINISHES TO INCLUDE PAINT, WALLPAPER, MARLITE, ETC. INTENT IS TO PROVIDE SMOOTH EVEN FINISH.
 - FURNISH & INSTALL NEW FLOOR FINISHES TO MATCH EXIST. ADJACENT WHERE EXISTING SLAB HAS BEEN EXPOSED BY REMOVED

- KROGER TO FURNISH & INSTALL NEW PLASTIC LAMINATE COVERED 3/4" PLYWOOD FILLER AS REQUIRED PER SPEC. SECT. 114113. G.C. TO APPLY VINYL BASE (ASD-510) TO BOTTOM SURFACES EXPOSED TO SALES FLR. SIDE.
- FURNISH & INSTALL NEW STAINLESS STEEL REMOVABLE POST CORNER GUARD PER ASD-19 & SPEC. SECT. 114113-00.
- FURNISH & INSTALL NEW STAINLESS STEEL GLASS DOOR END CASE CORNER GUARDS PER ASD-160A & SPEC. SECT. 114113-00.
- FURNISH & INSTALL REFRIGERATED CASE CLOSURES PER GSD-2 & SPEC. SECT. 114113.
- FURNISH & INSTALL NEW CONCRETE SLAB. MATCH EXISTING ADJACENT THICKNESS, ELEVATION, COLOR. FURNISH & INSTALL NEW FLOOR FINISH TO MATCH EXISTING ADJACENT. COORDINATE EXACT LOCATIONS AND EXTENTS OF WORK FOR EACH AREA WITH PLUMBING DRAWINGS. SEE ASD-69 FOR MORE INFORMATION.

- ALL DRAWINGS CAREFULLY INCLUDING ARCHITECTURAL, PLUMBING AND ELECTRICAL FOR MORE INFORMATION ON REQUIREMENTS AND LOCATIONS.
- UNLESS SHOWN OTHERWISE, ALL TRENCHES ARE TO BE 2'-0" WIDE.
- COORDINATE TRENCH LOCATIONS AND AREA OF CUT-OUTS WITH PLUMBING DRAWINGS.
- USE DRILLED HOLES TO CREATE CORNERS OF CUTS. DO NOT OVER-CUT CORNERS.
- COORDINATE LOCATIONS OF OTHER UNDER-SLAB UTILITIES FROM EXISTING PLANS USING RADAR PRIOR TO WORK AND ALERT OWNER OF ANY POSSIBLE CONFLICTS.
- PROVIDE STEEL PLATES, AS PER SPECIFICATIONS, OVER ANY TRENCHES THAT ARE ACCESSIBLE TO STORE CUSTOMERS OR EMPLOYEES UNTIL ALL WORK FOR THAT TRENCH HAS BEEN COMPLETED.
- THICKNESS OF ALL EXISTING SLABS REQUIRED FOR REMOVAL ARE NOT PRE-DETERMINED & THEREFORE MAY NOT BE GENERAL 4" THICKNESS.

- LEGEND**
- INDICATES AREA OF NEW SLAB.