

NOTE: REFER TO OVERALL FLOOR PLAN FOR RESTROOM ORIENTATION AND LAYOUT OF ADJACENT WALLS.

GRAB BAR SUPPORT BAR FASTENER & MOUNTING SUPPORT SHALL BE ABLE TO WITHSTAND 250LBF IN BENDING, SHEAR & TENSION.

SPECIAL NOTE: DRINKING FOUNTAIN UNIT TO BE PROVIDED WITH CANE GUARD. REFER TO PLUMBING DRAWINGS. REFER TO ELEVATIONS FOR REQUIRED LEVEL CONFIGURATIONS.

NOTE: WALL PAINT SCHEME OCCURS AROUND INTERIOR PERIMETER OF PAINT AREA "A", UNLESS OTHERWISE INDICATE.

GENERAL NOTES

- A REFER TO PROJECT MANUAL FOR ADDITIONAL REQUIREMENTS.
- B LAYOUT DIMENSIONS OF PLUMBING FIXTURES AND ACCESSORIES TO FACE OF GYPSUM BOARD OR CENTER LINE OF FIXTURE. LAYOUT DIMENSIONS OF WALLS AND CEILINGS TO ROUGH FACE OF FRAMING, MASONRY, OR CENTER LINE OF STRUCTURE. ALL GYPSUM BOARD 5/8" THICK UNLESS OTHERWISE INDICATED AND DIMENSIONS NOT SHOWN FOR CLARITY.
- C REFER TO PLUMBING DRAWINGS FOR FIXTURE TYPES AND ADDITIONAL REQUIREMENTS. PROVIDE ADDITIONAL COLD FORM METAL FRAMING OR FIRE TREATED BLOCKING AS REQUIRED FOR PROPER SUPPORT.
- D REFER TO INTERIOR FINISH SCHEDULES FOR MATERIAL FINISH TYPES AND LOCATIONS.
- E ALL EXPOSED PIPING BELOW SINKS TO BE COVERED WITH INSULATION.

KEY NOTES

- 6 EYE WASH STATION. INSTALL WITH TOP AT 48" ABOVE FINISH FLOOR.
- 7 BASE, REFER TO FINISH SCHEDULE.
- 8 SANITARY WALL PANEL SYSTEM. REFER TO FINISH SCHEDULE. PROVIDE TRIM AND EDGE MOLDING AROUND PERIMETER. ATTACH TO SUBSTRATE REQUIRED.
- 9 PAINT. REFER TO FINISH SCHEDULE.
- 10 DOOR. REFER TO DOOR AND FRESH SCHEDULES.
- 11 WOOD TRIM, PAINT.
- 12 WALL CONSTRUCTION. REFER TO FLOOR PLAN FOR TYPES.
- 13 FLOOR TREATED 2X WOOD BLOCKING.
- 14 WALL OPENING TO BEYOND. REFER TO FLOOR PLAN.
- 15 OWNER FURNISHED AND INSTALLED FURNISHING, SHELVING, OR FIXTURE. FOR REFERENCE ONLY (N.I.C.)
- 16 OWNER FURNISHED AND INSTALLED ACCESSIBLE CUSTOMER SERVICE COUNTER TO COMPLY WITH ACCESSIBILITY REQUIREMENTS. FOR REFERENCE ONLY (N.I.C.)
- 17 WALL MOUNTED WATER HEATER AND SUPPORT PLATFORM. REFER TO PLUMBING DRAWINGS. PROVIDE FIRE TREATED BLOCKING OR ADDITIONAL COLD FORM FRAMING AS REQUIRED FOR INSTALLATION.

KEY NOTES


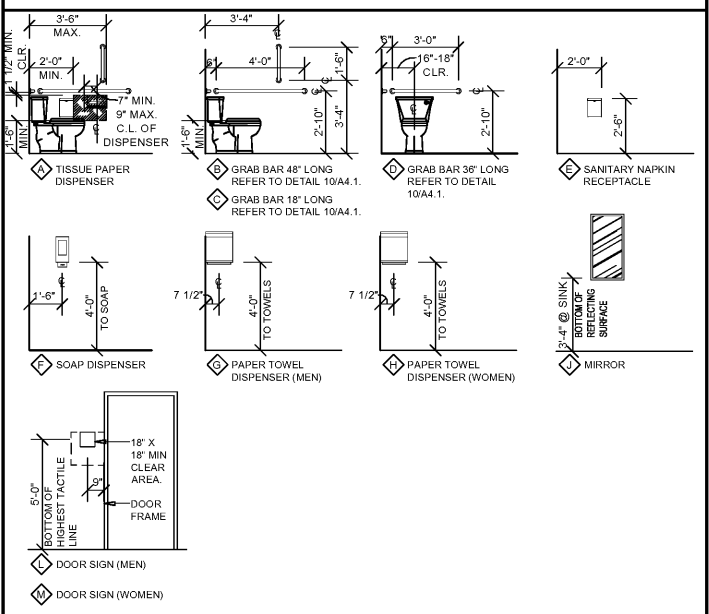
- 1 WATER CLOSET. ACCESSIBLE FIXTURE HEIGHT TO TOP OF SEAT SHALL BE 17" MINIMUM AND 19" MAXIMUM A.F.F.. ACCESSIBLE FIXTURE FLUSH CONTROLS TO BE ON SIDE OF CLOSET.
- 2 HUNG LAVATORY.
- 3 WALL HUNG URINAL. MOUNT RIM 1'-5" MAXIMUM ABOVE FINISH FLOOR.
- 4 HIGH FLOW DRINKING FOUNTAIN. REFER TO DETAIL 15/A4.1.
- 5 FLOOR MOUNTED JANITOR SINK.

ACCESSORY SCHEDULE


MK	DESCRIPTION	MANUFACTURER	SERIES / MODEL	MOUNTING LOCATION	ACCESSORY NOTES
4	TISSUE PAPER DISPENSER	GEORGIA PACIFIC	56783A	REFER PLANS, ELEVATIONS, LEGEND	NOTE 2
6	GRAB BAR	BOBRICK	B6806 x 48"	REFER PLANS, ELEVATIONS, LEGEND	
6	GRAB BAR	BOBRICK	B6806 x 18"	REFER PLANS, ELEVATIONS, LEGEND	
6	GRAB BAR	BOBRICK	B6806 x 36"	REFER PLANS, ELEVATIONS, LEGEND	
6	SANITARY NAPKIN RECEPTACLE	BOBRICK	B-270	REFER PLANS, ELEVATIONS, LEGEND	WOMEN'S RESTROOM ONLY
6	SOAP DISPENSER	GOJO	PRO 2000	REFER PLANS, ELEVATIONS, LEGEND	NOTE 2
6	PAPER TOWEL DISPENSER (MEN)	GEORGIA PACIFIC	59460A	REFER PLANS, ELEVATIONS, LEGEND	NOTE 2
6	PAPER TOWEL DISPENSER (WOMEN)	GEORGIA PACIFIC	59460A	REFER PLANS, ELEVATIONS, LEGEND	NOTE 2
6	MIRROR	BOBRICK	B-165-1836 18" W X 36" H	REFER PLANS, ELEVATIONS, LEGEND	
6	MOP HANGER	REFER TO PLUMBING DRAWINGS	REFER TO PLUMBING DRAWINGS	48" A.F.F. TO CENTER	
6	DOOR SIGN (MEN)	ROCKWOOD	BF687	REFER PLANS, ELEVATIONS, LEGEND	WHITE TEXT ON BLACK BACKGROUND
6	DOOR SIGN (WOMEN)	ROCKWOOD	BF688	REFER PLANS, ELEVATIONS, LEGEND	WHITE TEXT ON BLACK BACKGROUND

ACCESSORY GENERAL NOTES:
 1. CONTRACTOR TO PROVIDE FIRE TREATED WOOD BLOCKING FOR INSTALLATION OF TOILET ACCESSORIES, INCLUDING OWNER FURNISHED AND CONTRACTOR INSTALLED ACCESSORIES. COORDINATE REQUIREMENTS WITH OWNER.
 2. ACCESSORY OWNER FURNISHED AND CONTRACTOR INSTALLED. REFER TO SCOPE OF WORK SCHEDULE FOR ADDITIONAL REQUIREMENTS.

ACCESSORY MOUNTING LEGEND



PROJECT: NEW O'REILLY AUTO PARTS STORE
 463352 SR 200
 YULEE, FL 32097



INTERIOR ELEVATIONS

O'Reilly AUTO PARTS
 CORPORATE OFFICES
 233 SOUTH PATTERSON
 SPRINGFIELD, MISSOURI 65802
 (417) 882-2774 TELEPHONE

DRAWN BY: NO
 CHECKED BY: KR
 DATE: 10/19/2018
 REVISION:
 PROJECT NUMBER: 18155-YUL
 SHEET NUMBER:

A4.1

Order Plans

WWW.LDMLIFE.COM