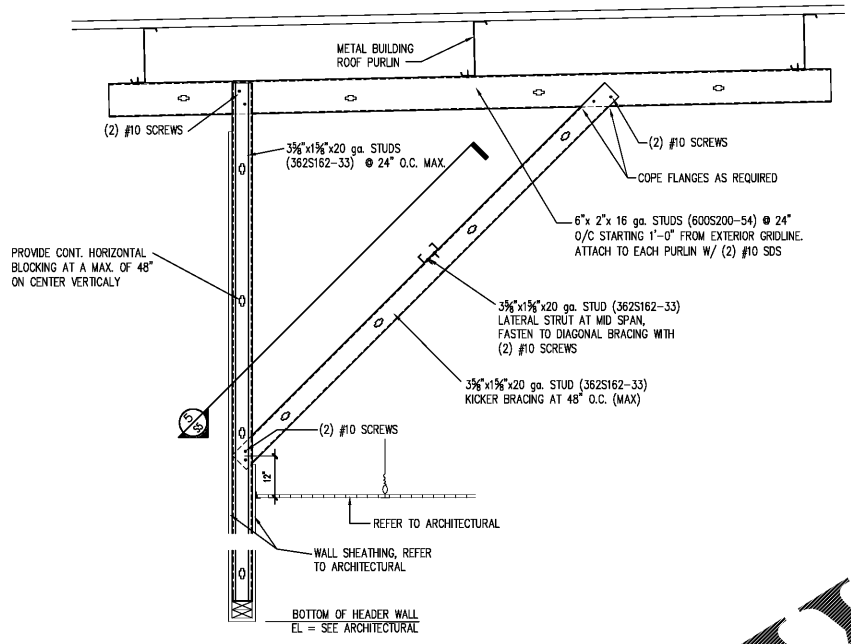


PROVIDE 16ga COLD-FORMED STEEL (CFS) FRAMING AT ENTRY LOCATION, WHERE APPLICABLE. ALIGN FRAMING MEMBERS WITH METAL STUDS OVER STOREFRONT (SPACING NOT TO EXCEED 24" O.C.) ALL CFS-TO-CFS CONNECTIONS TO BE A MINIMUM OF (3) # SDS. REFER TO ARCHITECTURAL SECTIONS FOR FRAMING PROFILES AND MEMBER DEPTHS.

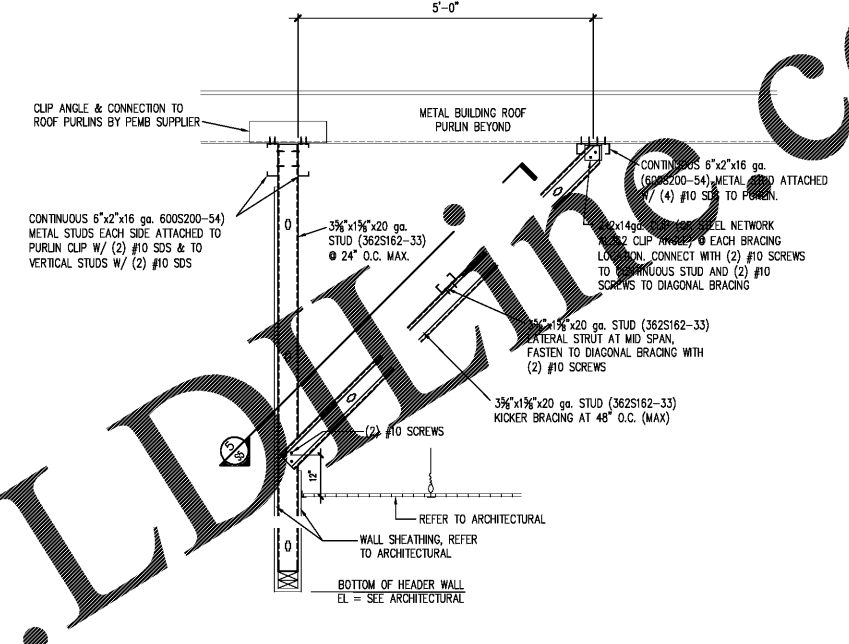
**INTERIOR FRAMING KEY PLAN**

SCALE: NONE



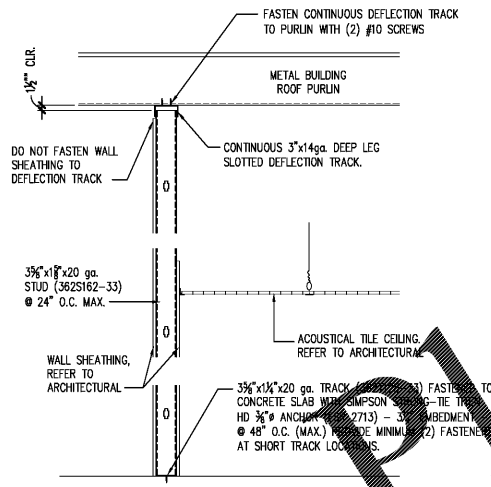
**1 SECTION**

S5 SCALE: 3/4" = 1'-0"



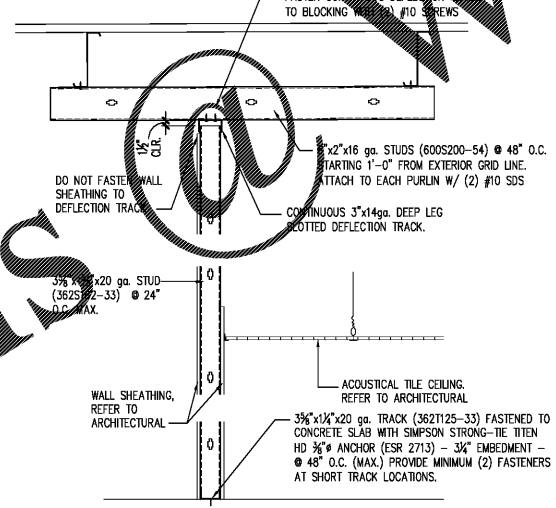
**2 SECTION**

S5 SCALE: 3/4" = 1'-0"



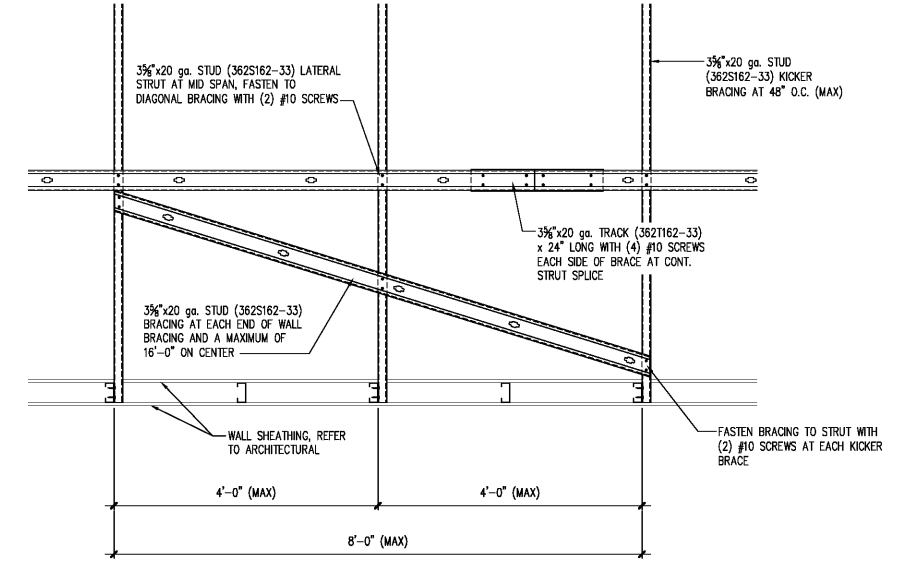
**3 SECTION**

S5 SCALE: 3/4" = 1'-0"




**4 SECTION**

S5 SCALE: 3/4" = 1'-0"



**5 SECTION**

S5 SCALE: 3/4" = 1'-0"



J.S. Smith Consulting Engineers, P.C.  
 Florida State Certificate of Authorization No. 20077  
 1801 W. STATE ST., SUITE 100, JUPITER, MISSOURI 65802  
 PHONE: (417) 862-2674 FAX: (417) 862-2674

**PROJECT:**  
 NEW O'REILLY AUTO PARTS STORE  
 463352 SR 200  
 YULEE, FL 32097

**O'Reilly AUTO PARTS**  
 CORPORATE OFFICES  
 233 SOUTH PATTERSON  
 SPRINGFIELD, MISSOURI 65802  
 (417) 862-2674 TELEPHONE

DRAWN BY: BTJ  
 CHECKED BY: AS  
 DATE: 10/19/18  
 REVISION:  
 PROJECT NUMBER: YUL  
 SHEET NUMBER: S5

**S5**

REPRODUCTION PROHIBITED WITHOUT THE EXPRESSED WRITTEN CONSENT OF THE DESIGN PROFESSIONAL. COPYRIGHT 2018 - DESIGNS, DRAWINGS AND SPECIFICATIONS ARE INSTRUMENTS OF SERVICE AND ARE THE PROPERTY OF THE DESIGN PROFESSIONAL.

Order Plans

WWW.LDMLINE.COM