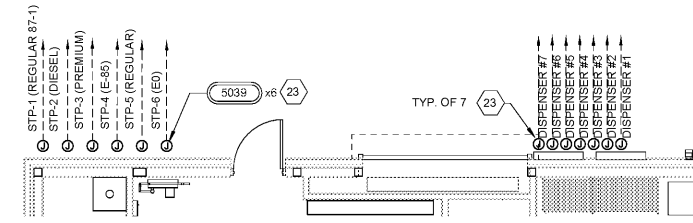
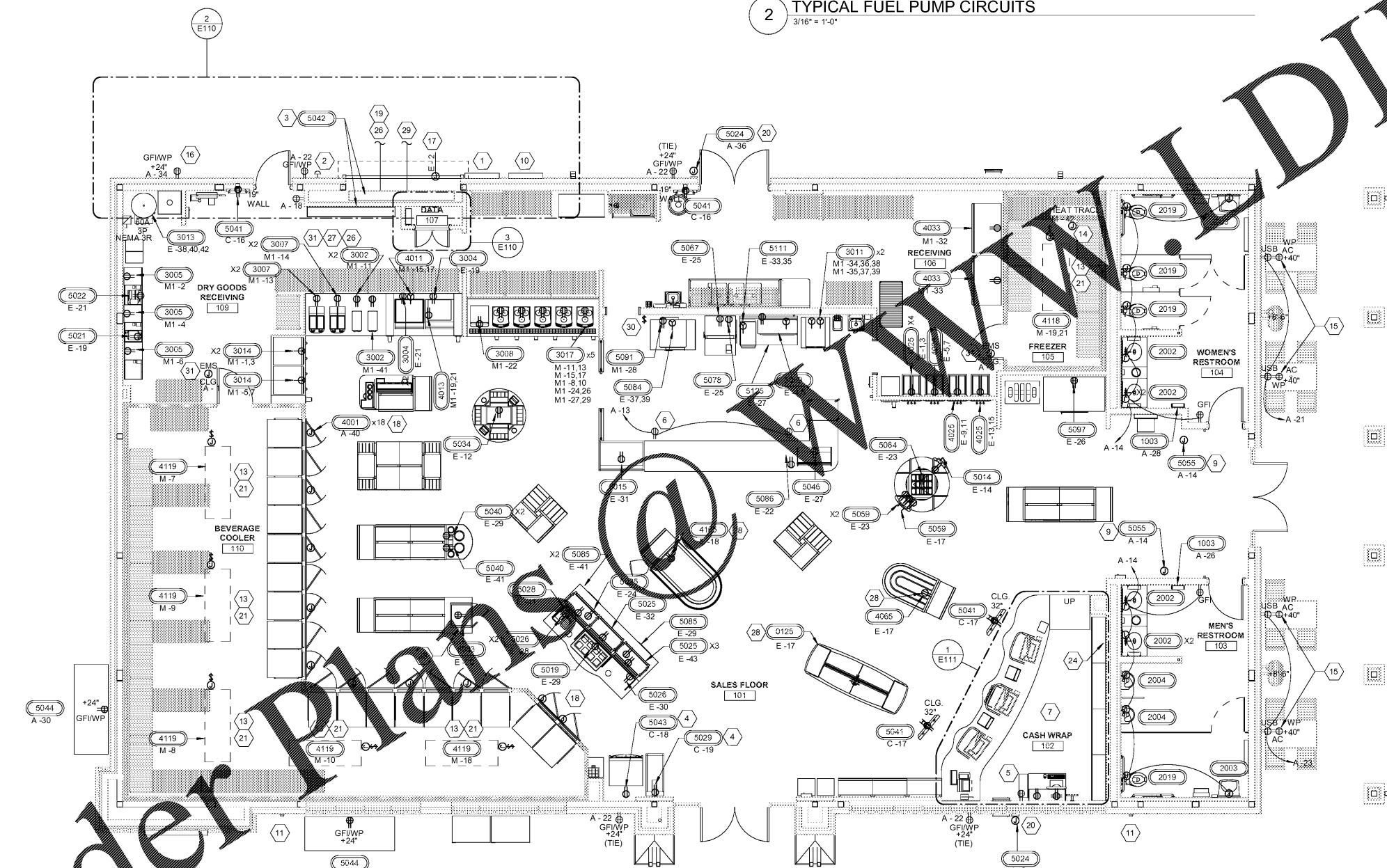


3 ENLARGED ELECTRICAL DATA CLOSET PLAN  
3/8" = 1'-0"



2 TYPICAL FUEL PUMP CIRCUITS  
3/16" = 1'-0"



1 POWER FLOOR PLAN  
3/16" = 1'-0"

**GENERAL NOTES**

- ALL CONVENIENCE OUTLETS SHALL BE MOUNTED AT 18" A.F.F. UNLESS OTHERWISE NOTED.
- ELECTRICAL CONTRACTOR SHALL FIELD VERIFY ALL EQUIPMENT CONNECTION TYPES AND PROVIDE APPROPRIATE PLUG AND RECEPTACLE. CONTRACTOR IS RESPONSIBLE FOR MAKING ALL FINAL CONNECTIONS TO EQUIPMENT PROVIDED BY OTHERS.
- ELECTRICAL CONTRACTOR SHALL PROVIDE SEAL-OFF FITTINGS AT EACH WALK-IN COOLER AND FREEZER PENETRATION, AND ON ALL CONDUITS TO AND FROM FUEL AREAS.
- REFER TO EQUIPMENT KEY NOTES FOR EQUIPMENT IDENTIFICATION, DEVICE TYPES AND CIRCUIT NUMBERS.
- E.C. RESPONSIBLE FOR ALL ELECTRICAL CONNECTIONS FOR EVAPORATORS INCLUDING LOW VOLTAGE COMMUNICATION CONNECTIONS.
- EXTERIOR RECEPTACLES ARE TO BE RECESSED WITH BUILDING FACE.
- ALL 120VOLT 15 AND 20 AMP RECEPTACLES IN THE KITCHEN REQUIRE GFCI PROTECTION PER NEC 210.8(2). GFCI PROTECTION IS REQUIRED ALSO FOR ALL ANY SINK PER NEC 210.8 (5).

**SHEET KEYNOTES**

- LOCATION OF ELECTRICAL SERVICE C/T AND METER.
- WEATHERPROOF SHUNT TRIP PUSH BUTTON IN KEYPAD KNOWN BOX. COORDINATE WITH LOCAL AHJ FOR REQUIREMENTS AND FINAL LOCATION.
- LOCATION OF ELECTRIC SERVICE EQUIPMENT WITH INTEGRATED FUEL DISPENSING AND LIGHTING CONTROLS. REFER TO SHEET E431 FOR REQUIREMENTS. PROVIDE 3/4" PLYWOOD BACKING, PAINTED WHITE.
- E.C. SHALL COORDINATE COMMUNICATION CABLING REQUIREMENTS WITH SYSTEM SUPPLIER.
- IPAD CHARGING STATION.
- PROVIDE CEILING RECEPTACLE FOR FUTURE SIGNAGE.
- COORDINATE ALL ROUGH-INS AND BELOW SLAB WORK WITH OTHER TRADES TO AVOID CONFLICT WITH FLOOR SAFE DEPRESSION IN SLAB.
- PROVIDE (2) CAT 5 LINES FROM THE ATM TO THE TELEPHONE BOARD/FRAME RELAY ROUTER. INSTALL RJ11 CONNECTOR ON LINE TO TELEPHONE BOARD/RJ45 CONNECTOR TO ROUTER.
- POWER CONVERTER PROVIDED BY PLUMBING CONTRACTOR TO BE INSTALLED BY ELECTRICAL. PROVIDE HARDWARE CONNECTION FROM POWER CONVERTER TO ALL PLUMBING FIXTURES IN ADJACENT RESTROOM. PROVIDE MANUFACTURER RECOMMENDED CABLE. POWER CONVERTER TO BE INSTALLED IN ACCESSIBLE AREA. FIELD VERIFY FINAL LOCATION PRIOR TO ROUGH-IN.
- GENERATOR TAP BOX.
- WEATHERPROOF EMERGENCY FUEL SHUT-DOWN CONTROL MOUNT 48" AFF. PROVIDED BY RT. INSTALLED AND WIRED BY EC. REFER TO SITE PLAN FOR LOCATION.
- RAIN BIRD MOUNT AT 60" AFF. ROUTE 1-1/2" CONDUIT FOR IRRIGATION. COORDINATE WITH CIVIL PRIOR TO ROUGH-IN.
- COOLER/FREEZER EVAPORATOR. USE FLEX TO CONNECT TO JUNCTION BOX MOUNTED ABOVE. WIRE THRU SWITCH AS SHOWN.
- PROVIDE INTERCONNECTING WIRING BETWEEN FREEZER CONDENSING UNIT AND FREEZER EVAPORATOR/DEFROST UNIT AS REQUIRED.
- RECEPTACLE SHALL BE MOUNTED HORIZONTALLY. REFER TO ARCHITECTURAL SHEET A101.
- PROVISION FOR ICE MERCHANDISER.
- PUMP AREA SERVICE RECEPTACLE.
- DOOR HEATERS AND LIGHTS AS SHOWN.
- 1" SPARE CONDUIT WITH PULL STRING TO TOP OF CANOPY COLUMN AND TERMINATE IN WEATHERPROOF JUNCTION BOX.
- RACETRAC TO PROVIDE ESCO INTERCOM MODEL SPK-1003 INTERCOM CALL BOX. CONTRACTOR TO INSTALL. ROUTE MANUFACTURER'S RECOMMENDED CABLING IN 1/2" TO INTERCOM MASTER STATION AT CASH WRAP.
- EVAPORATOR FED FROM ITS ASSOCIATED CONDENSING UNIT ON ROOF. ALL CONDUITS TO ROUTE DIRECTLY TO EQUIPMENT THROUGH COOLER/FREEZER CEILING PANELS.
- REFER TO DETAILS ON SHEET E600 FOR RECEPTACLE/EQUIPMENT LOCATIONS. TYPICAL.
- COORDINATE FINAL LOCATION AND ROUTING WITH FUEL EQUIPMENT. REFER TO E410 FOR EQUIPMENT LOCATIONS.
- CHASE IN WALL CORE CONDUITS AND BRANCH CIRCUITS.
- PROVIDE (2) 2-4" PVC TO TELCO LOCATION OUT-SIDE. VERIFY CONDUIT SIZE & COORD WITH LOCAL TELEPHONE UTILITY. PROVIDE AT TELEPHONE BACKBOARD SQUARE 17 #12C27GTA GROUND BAR. RUN 1# BARE GROUND CONDUCTOR TO BUILDING GROUND. LEAVE 6" SLACK FOR CONNECTION BY TELCO. SEE DETAILS B/E600 AND C/E600.
- (ONE) 1" CONDUIT TO TOP OF CANOPY FOR FUTURE LIGHTING OR SIGNAGE WITH SEAL-OFF AND WEATHERPROOF JUNCTION BOX.
- 1-1/2" CONDUIT FOR IRRIGATION WIRES.
- E.C. SHALL COORDINATE RECESSED JUNCTION BOX REQUIREMENTS WITH STRUCTURAL.
- 2#10 AND 1#10G IN 1" CONDUIT TO AIR/VAC STATION. REFER TO SITE PLAN FOR LOCATION.
- EF-3 WALL SWITCH. COORDINATE WITH MECHANICAL CONTRACTOR PRIOR TO ROUGH-IN.
- PROVIDE 3/4" CONDUIT WITH PULLSTRING TO JUNCTION BOX ABOVE CEILING FOR FUTURE ENERGY MANAGEMENT SYSTEM.

**RaceTrac**  
COPYRIGHT NOTICE  
 THESE PLANS ARE SUBJECT TO FEDERAL COPYRIGHT LAWS. ANY USE OF SAME WITHOUT THE EXPRESSED WRITTEN PERMISSION OF RACETRAC PETROLEUM, INC. IS PROHIBITED. 2016 RACETRAC PETROLEUM INC.

**DESIGN PROFESSIONALS**  
**CONTR**  
 HILLFOLEYROSSI & ASSOCIATES  
 ARCHITECTURE  
 ENGINEERING  
 3680 Pleasant Hill Road  
 Suite 200  
 Duluth, Georgia 30096  
 p 770.622.9858  
 f 770.622.9535  
 www.hillfoleyrossi.com

**ISSUE/REVISION RECORD**

DATE	DESCRIPTION
09/04/18	ISSUED FOR PERMIT


**RaceTrac**  
 RACETRAC PETROLEUM, INC.  
 200 GALLERIA PARKWAY SOUTHEAST  
 SUITE 900  
 ATLANTA, GEORGIA 30339  
 (770) 431-7600

**PROJECT NAME**  
**PEACHTREE PKWY & ENG.**

**PEACHTREE CORNERS**  
 5780 PEACHTREE PKWY  
 PEACHTREE CORNERS, GA  
 RACETRAC STORE NUMBER

**1201**  
 PROTOTYPE SERIES 5.5K 2.0  
 2018 RH MO

**PLAN MODIFICATION NOTICE**  
 SPB NO. DATE  
 STANDARD PLAN BULLETINS (SPB) MODIFY THE PROTOTYPE SERIES SET NOTED ABOVE. THE LISTED SPB REPRESENTS THE LATEST MODIFICATION INCORPORATED TO THIS PROTOTYPE SERIES SET AT ORIGINAL RELEASE. THE ISSUE/REVISION RECORD COLUMN ABOVE LISTS ANY REVISIONS OR SPB INCORPORATED IN THIS SET AFTER THE ORIGINAL RELEASE. CONTACT RACETRAC ENGINEERING AND CONSTRUCTION FOR ANY SUBSEQUENT BULLETINS NOT INCORPORATED HEREIN.



09/04/18  
**PROJECT NUMBER**  
 18.703.00

**SHEET TITLE**  
**POWER PLAN**

**SHEET NUMBER**  
**E110**  
 ISSUED FOR PERMIT