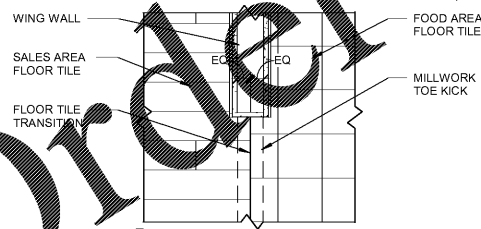
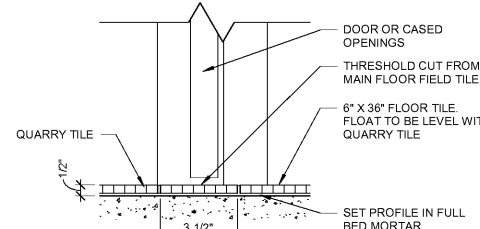


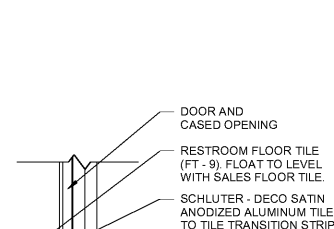
5 FLOOR FINISH PLAN
3/16" = 1'-0"



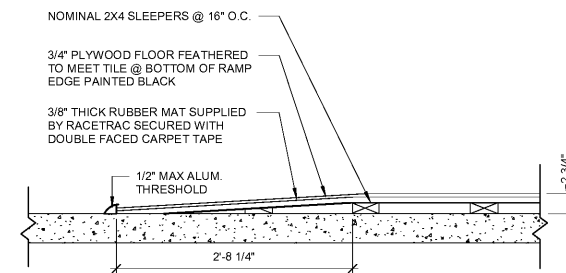
4 FLOOR TRANSITION DETAIL
1" = 1'-0"



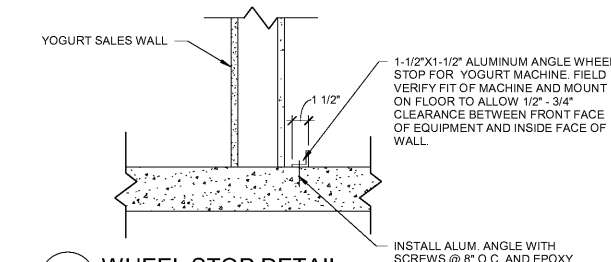
3 TILE TRANSITION DETAIL
3" = 1'-0"



2 TILE THRESHOLD / TRANSITION
1" = 1'-0"



6 RAMP DETAIL
1" = 1'-0"



1 WHEEL STOP DETAIL
1 1/2" = 1'-0"

GENERAL NOTES

- REFER TO SITE PLAN FOR ORIENTATION OF BUILDING.
- DO NOT SCALE PLANS.
- ALL FINISH FLOOR ELEVATIONS TAKEN FROM TOP OF TILE.
- ALL GYPSUM BOARD TO BE 5/8" THICK UNLESS OTHERWISE NOTED.
- EXPOSED EDGES OF TILE TO BE BULLNOSED.
- REFER TO WALL ELEVATIONS FOR ALL HEIGHTS.
- ALL INTERIOR FINISHES SHALL BE A MINIMUM OF CLASS A OR B MAX. FLAME SPREAD 25-75. MAX SMOKE DEVELOPED 0-450.
- TREAT ALL SLAB SAW CUTS AND COLD JOINTS WITH LATICRETE CRACK SUPPRESSION KIT. FOLLOW MANUFACTURER'S RECOMMENDED INSTALLATION PROCEDURES FOR FLOOR PREP FOR ALL FLOOR FINISHES.
- INSTALLER TO DRAW FLOOR TILES FROM NO MORE THAN (6) BOXES AT A TIME TO ENSURE UNIFORM COLOR DISTRIBUTION. DO NOT APPLY ANY TYPE OF POLYURETHANE SEALER. TYPE OF FLOOR FINISH TO COMPLETED TILE WORK.
- SEE COVER SHEET FOR TILE PURCHASE REQUIREMENTS.

SHEET KEYNOTES

- FLOOR FINISH TO EXTEND TO FACE OF MILLWORK AND REFRIGERATION EQUIPMENT.
- CONCRETE SIDEWALK WITH LIGHT BROOM FINISH (A100).
- LINE OF MILLWORK.
- CONSTRUCT WOOD PLATFORM AFTER COUNTER IS INSTALLED.
- SALES FLOOR FINISH NOT TO EXTEND UNDER PLATFORM. PROVIDE ACCESS FOR ELECTRICAL CONDUIT FROM FLOOR JUNCTION BOXES TO POINT OF TERMINATION IN SALES COUNTER.
- PROVIDE TRANSITION STRIP AT RESTROOM THRESHOLD. REFER TO DETAIL THIS SHEET AND 7/A431.
- ALUMINUM ANGLE WHEEL STOP AT YOGURT MACHINE AND MOP SINK. SEE DETAIL THIS SHEET.
- PROVIDE COVE BASE AT SALE FLOOR UNLESS OTHERWISE NOTED.
- FLOOR SINK. SLOPE FLOOR TOWARDS DRAIN WHERE DRAIN OCCURS AT FLOOR TILE.
- RECESSED MOP SINK. FLOOR FINISH TO MATCH SURROUNDING TILE. SEE DETAIL FOR TILE ASSEMBLY.
- LAY TILE IN RANDOM STAGGER PATTERN WITH OVERLAP NOT TO EXCEED 33%.
- PROVIDE SCHLUTER CORNER GUARD. 8'-0" HIGH DEFENDER SERIES 2340. 1" UNDRILLED WITH ADHESIVE.
- WALL COVERING. REFER TO INTERIOR ELEVATIONS.
- WHITE SUBWAY TILE TO EXTEND LENGTH OF WALL.
- WHITE LARGE FORMAT TILE TO EXTEND LENGTH OF WALL.
- FLOOR TRANSITION SEE DETAIL 3 THIS PAGE.
- REFRIGERATION PIPING PIT.
- FLOOR SAFE PIT.
- ALIGN EDGE OF BROOM FINISH CONCRETE WITH CENTER LINE CONTROL JOINT BETWEEN PATIO COLUMNS.

FLOOR FINISH LEGEND

	FT-9	CONCRETE FLOOR W/ EMSER CITADEL 24"x24" CUSTOM COLOR. LAID IN A DIAGONAL PATTERN W/ 1/8" SPACING. NOTE: INSTALLER TO DRAW TILE FROM NO LESS THAN 6 BOXES AT A TIME TO ENSURE UNIFORM COLOR DISTRIBUTION. DO NOT APPLY ANY TYPE OF POLYURETHANE SEALER WAX TYPE OF FLOOR FINISH TO COMPLETED TILE WORK.
	FT-2	CONCRETE FLOOR W/ EMSER 8"x8" QUARRY TILE. INSTALLED AT 90 DEGREES W/ 3/8" SPACING.
	FT-8	PORCELAIN TILE: EMSER ALPINE CAFE, 6"x36" LAY TILE IN RANDOM STAGGER PATTERN WITH OVERLAP NOT TO EXCEED 33%.
	C-1	RAISED WOOD PLATFORM W/ ANTI-FATIGUE MAT. PAINT PLATFORM SURFACE BLACK (ANTI-FATIGUE MAT FURNISHED BY RACETRAC INSTALLED BY G.C.). SEE 6/A130 FOR CASH WRAP FLOOR.

REFER TO INTERIOR FINISH SCHEDULE ON A500 FOR FINISHES AND FINISH COLORS.

RaceTrac
COPYRIGHT NOTICE
 THESE PLANS ARE SUBJECT TO FEDERAL COPYRIGHT LAWS. ANY USE OF SAME WITHOUT THE EXPRESSED WRITTEN PERMISSION OF RACETRAC PETROLEUM, INC. IS PROHIBITED. 2016 RACETRAC PETROLEUM, INC.

DESIGN PROFESSIONALS
HR
 HILLFOLEYROSSI & ASSOCIATES
 ARCHITECTURE
 ENGINEERING
 3680 Pleasant Hill Road
 Suite 200
 Duluth, Georgia 30096
 p 770.622.9858
 f 770.622.9535
 www.hillfoleyrossi.com

ISSUE/REVISION RECORD

DATE	DESCRIPTION
09/04/18	ISSUED FOR PERMIT

RaceTrac
 RACETRAC PETROLEUM, INC.
 200 GALLERIA PARKWAY SOUTHEAST
 SUITE 900
 ATLANTA, GEORGIA 30339
 (770) 431-7600

PROJECT NAME
PEACHTREE PKWY & ENG.

PEACHTREE CORNERS
 5780 PEACHTREE PKWY
 PEACHTREE CORNERS, GA
 RACETRAC STORE NUMBER
1201

PROTOTYPE SERIES 5.5K 2.0
2018 RH MO

PLAN MODIFICATION NOTICE

SPB NO.	DATE

STANDARD PLAN BULLETINS (SPB) MODIFY THE PROTOTYPE SERIES SET NOTED ABOVE. THE LISTED SPB REPRESENTS THE LATEST MODIFICATION INCORPORATED TO THIS PROTOTYPE SERIES SET AT ORIGINAL RELEASE. THE ISSUE/REVISION RECORD COLUMN ABOVE LISTS ANY REVISIONS OR SPB INCORPORATED IN THIS SET AFTER THE ORIGINAL RELEASE. CONTACT RACETRAC ENGINEERING AND CONSTRUCTION FOR ANY SUBSEQUENT BULLETINS NOT INCORPORATED HEREIN.

PROFESSIONAL SEAL

STATE OF GEORGIA
 JON B. ERICKSON
 REGISTERED PROFESSIONAL ARCHITECT
 09/04/18

PROJECT NUMBER
 18.703.00

SHEET TITLE
FLOOR FINISH PLAN

SHEET NUMBER
A130
 ISSUED FOR PERMIT

Order Plans