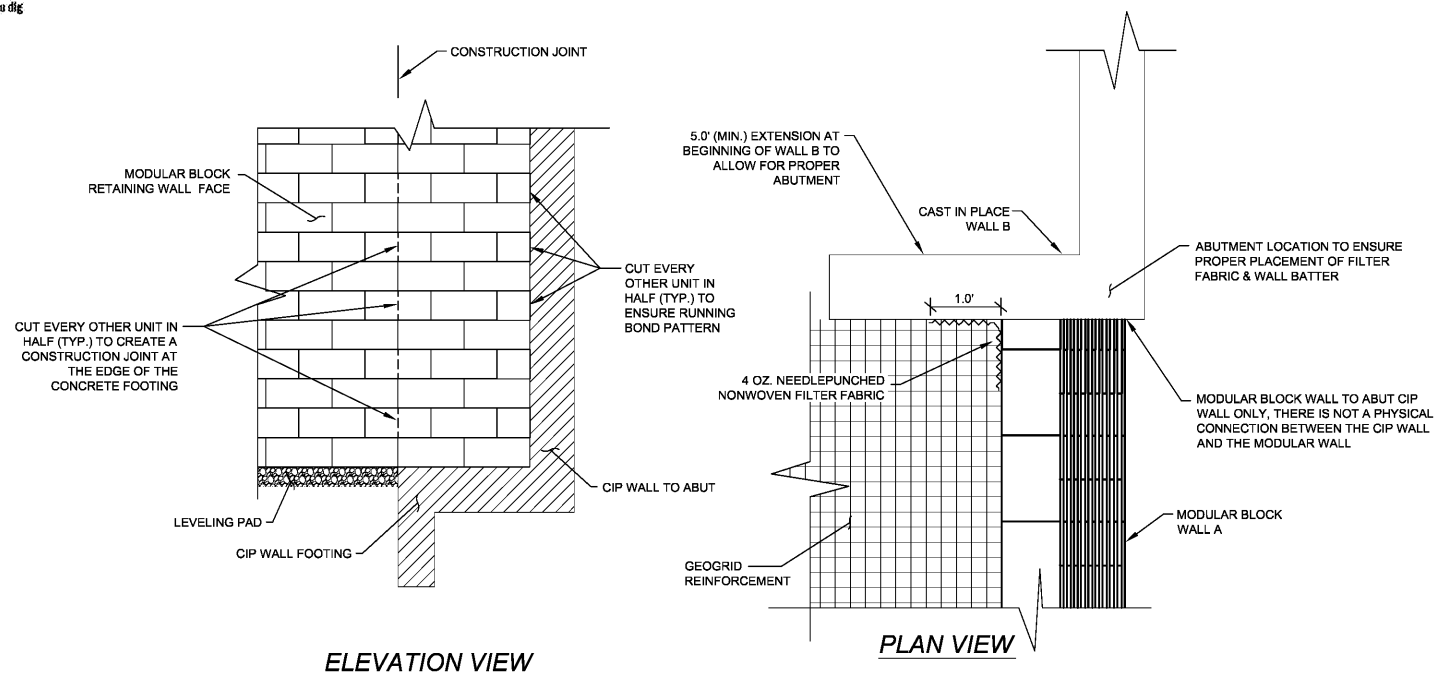




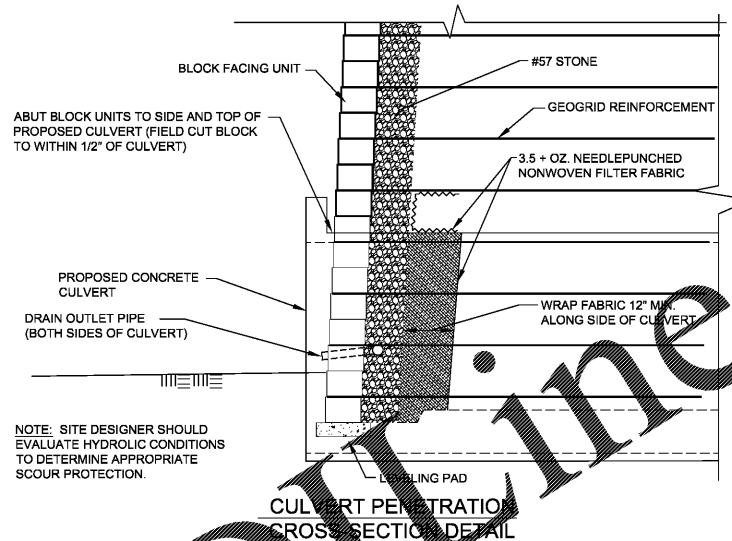
Know what's below
Call before you dig



ELEVATION VIEW

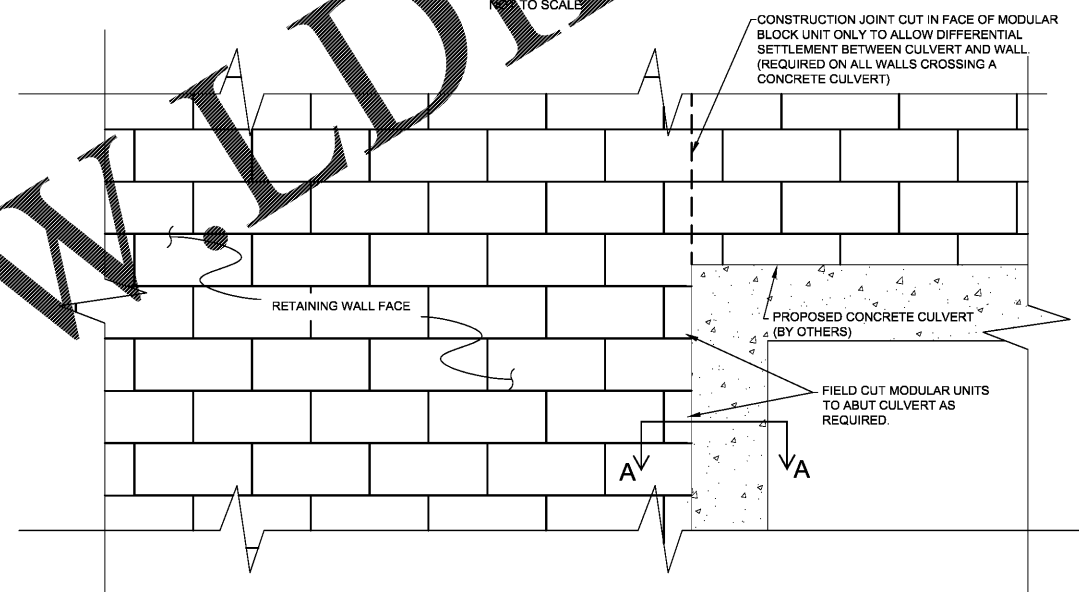
PLAN VIEW

WALL ABUTMENT DETAILS
END OF WALL A
NOT TO SCALE

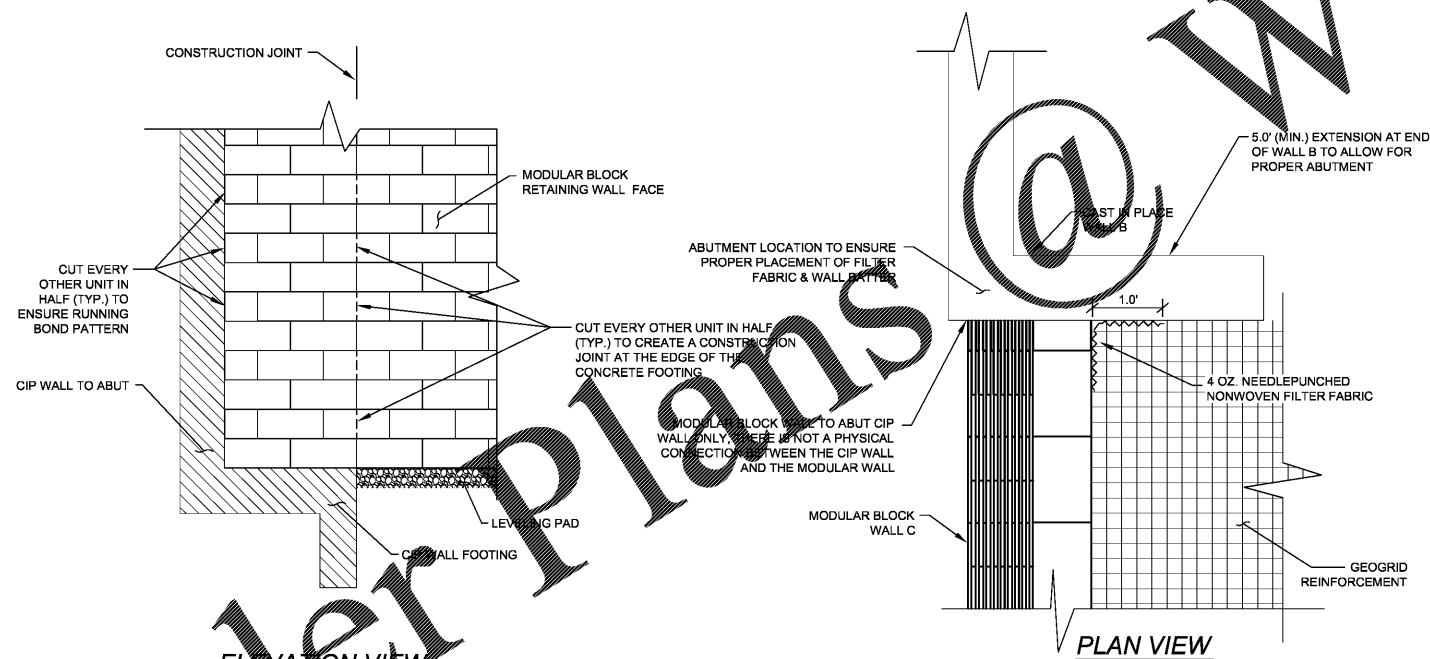


CULVERT PENETRATION
CROSS SECTION DETAIL
NOT TO SCALE

NOTE: SITE DESIGNER SHOULD EVALUATE HYDROLOGIC CONDITIONS TO DETERMINE APPROPRIATE SCOUR PROTECTION.



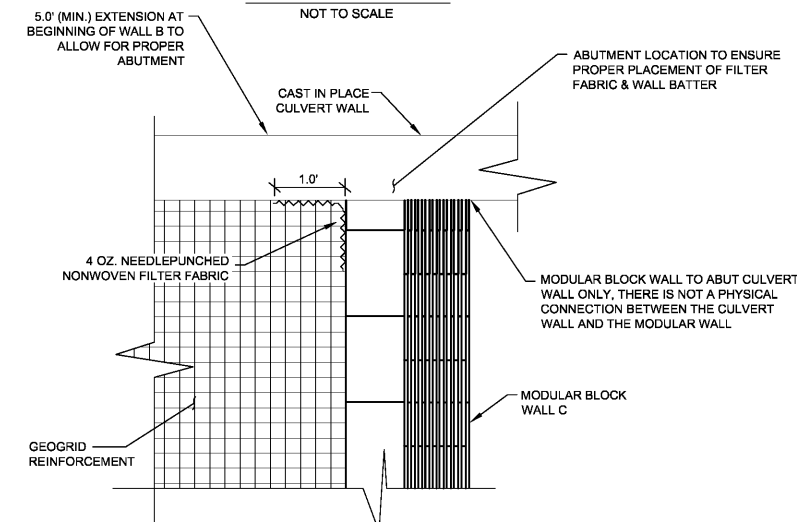
CULVERT PENETRATION
ELEVATION DETAIL
NOT TO SCALE



ELEVATION VIEW

PLAN VIEW

WALL ABUTMENT DETAILS
BEGINNING OF WALL C
NOT TO SCALE



SECTION A-A
PLAN VIEW

THIS DESIGN IS BASED UPON SPECIFIC PROPERTIES OF MATERIALS WHICH ARE PROPRIETARY. SUBSTITUTION OF SPECIFIED PRODUCTS OR CHANGE IN STRUCTURE OR MATERIALS MAY INVALIDATE THIS DESIGN. THIS DRAWING IS BEING FURNISHED FOR THE SPECIFIC PROJECT ONLY. ANY PARTY ACCEPTING THIS DOCUMENT DOES SO IN CONFIDENCE AND AGREES THAT IT SHALL NOT BE DUPLICATED, WHOLE OR IN PART, NOR DISCLOSED TO OTHERS WITHOUT THE CONSENT OF ENGINEERED EARTH SOLUTIONS, LLC. THIS DRAWING, DESIGN NOTES, AND ASSOCIATED CALCULATIONS HAVE BEEN PROVIDED BY ENGINEERED EARTH SOLUTIONS, LLC, FROM INFORMATION PROVIDED BY OTHERS. THE DETERMINATION OF THE SUITABILITY OF ANY INFORMATION CONTAINED HEREIN IS THE RESPONSIBILITY OF THE USER.

COPYRIGHT © 2018 ENGINEERED EARTH SOLUTIONS, LLC.

REVISION/ISSUE

NO. 1
DATE 02/23/18
ISSUE FOR CONSTRUCTION



RACETRAC PETROLEUM, INC.
3225 CUMBERLAND BOULEVARD
SUITE 100 ATLANTA, GA 30339
(770) 431-7600
CLIENT

ENGINEERED EARTH SOLUTIONS, LLC
441 CREEKSTONE RIDGE
WOODSTOCK, GEORGIA 30188
TEL: (770) 592-2950 FAX: (770) 592-2953
EMAIL: ENGINEERING@EESOLS.COM
ENGINEERED EARTH SOLUTIONS, LLC



ENGINEER

GEORGIA

RACETRAC #1301

PEACHTREE CORNERS

DETAIL SHEET

SHEET
RW4
OF 4

PROJECT NO.: W18-0064