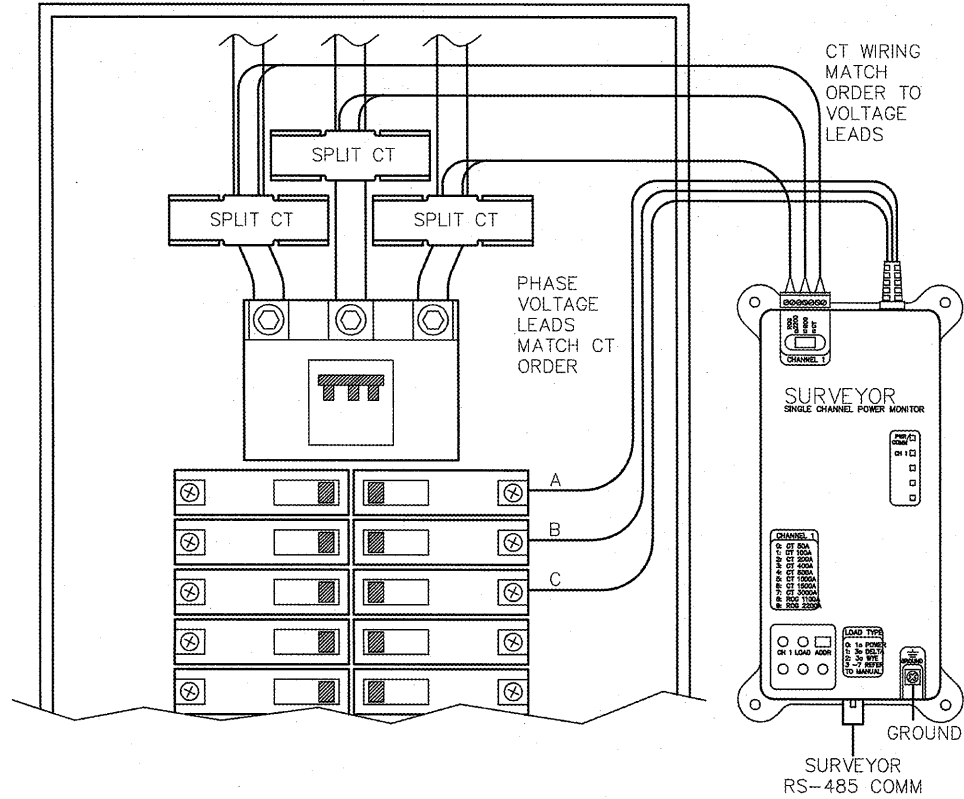


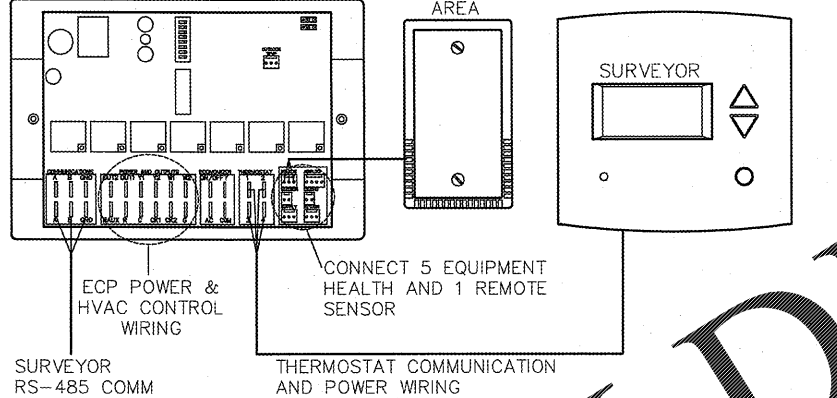
RECEIVED
FEB 27 2017
1736 E. SUNSHINE ST., SUITE 417
SPRINGFIELD, MO

MAIN ELECTRICAL BREAKER PANEL

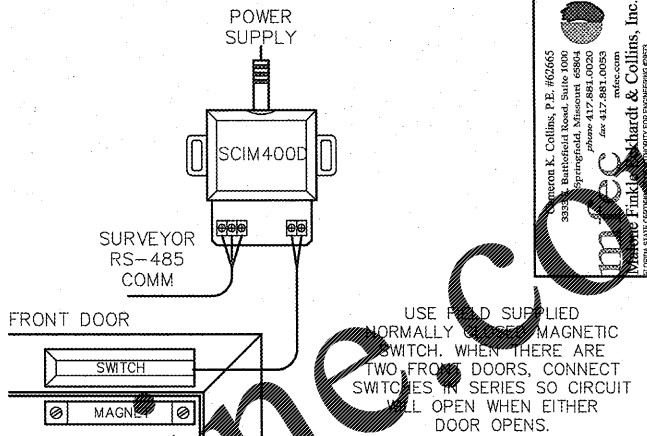


NOTE: SINGLE PHASE SERVICE EXCLUDES THE 'C' PHASE CT AND VOLTAGE LEAD. SEE THE POWER MONITOR INSTALLATION INSTRUCTIONS FOR INFORMATION.

EQUIPMENT CONTROL PAC (ECP) MOUNTED INSIDE HVAC SYSTEM



NOTE: OUTSIDE TEMPERATURE SENSOR CONNECTED TO ONE ECP ONLY PER LOCATION. FACE NORTH WHEN POSSIBLE.

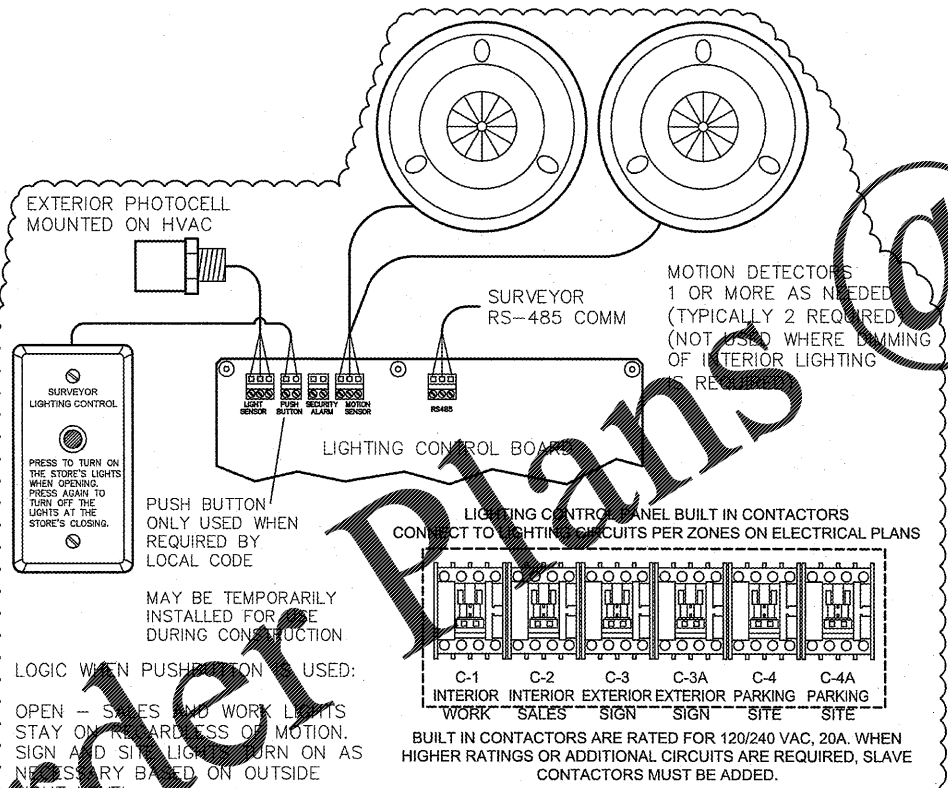


USE PAD SUPPLIED NORMALLY CLOSED MAGNETIC SWITCH. WHEN THERE ARE TWO FRONT DOORS, CONNECT SWITCHES IN SERIES SO CIRCUIT WILL OPEN WHEN EITHER DOOR OPENS.

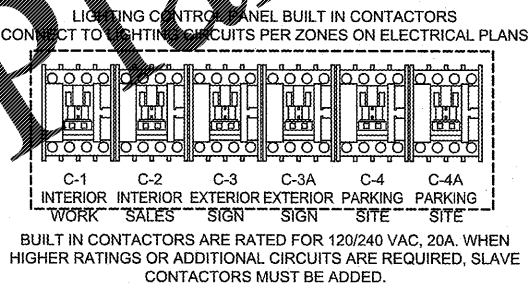
SURVEYOR EMS COMPONENTS		
PART	DESCRIPTION	QTY
EC400	DATA CONCENTRATOR	1
ECP400	EQUIPMENT CONTROL PAC	1 PER HVAC
SP400	EQUIPMENT SENSOR PACK	1 PER HVAC
CT414	COMMUNICATING THERMOSTAT	1 PER HVAC
RS410	WALL MOUNT REMOTE SENSOR	1 PER HVAC
LCP401	LIGHTING CONTROL PANEL	1
MD400	ADDITIONAL MOTION DETECTOR	AS NEEDED
PM401	SINGLE CHANNEL POWER MONITOR	1
SCT600-200	600A SPLIT CT	3
SCIM400D	SINGLE CHANNEL INPUT MODULE	1
OTS400	OUTDOOR TEMPERATURE SENSOR	1

- GENERAL NOTES
1. SURVEYOR ENERGY MANAGEMENT SYSTEM HARDWARE IS SUPPLIED BY O'REILLY AUTO PARTS.
 2. DRAWING FOR GENERAL INFORMATION ONLY.
 3. LOCAL BUILDING CODES TAKE PRECEDENCE OVER THIS DOCUMENT.
 4. NOT ALL WIRING IS SHOWN ON THIS DRAWING. FOR CLARITY, ONLY ONE EXAMPLE OF EACH TYPE OF DEVICE IS SHOWN.
 5. REFER TO "O'REILLY INSTALLATION DETAIL" DRAWING AND THE SURVEYOR INSTALLATION INSTRUCTIONS FOR EACH COMPONENT FOR DETAILED WIRING AND ADDITIONAL CRITICAL INFORMATION.
 6. CAUTION! INSTALLATION REQUIRES THE REMOVAL OF SAFETY COVERS AND EXPOSE THE INSTALLER TO HIGH VOLTAGE AND ELECTRICAL HAZARDS. USE OF A LICENSED ELECTRICIAN IS REQUIRED. FOLLOW ALL APPROPRIATE SAFETY PRECAUTIONS. ADDITIONAL SAFETY INFORMATION IS IN THE SURVEYOR INSTALLATION MANUALS.
 7. IT IS THE CONTRACTORS OPTION TO CONTACT ONE OF THE FOLLOWING FOR INSTALLATION OF THE VENSTAR SURVEYOR SYSTEM (MATERIALS PROVIDED BY O'REILLY AUTOMOTIVE STORES INC.):
 A. STONES RIVER ELECTRIC - DARRELL STARKEY - DSTARKEY@STONESRIVERELECTRIC.COM - 615-885-0019
 B. STOVER ELECTRIC - JAMES STOVER - JAMES@STOVERELECTRICINC.COM - 805-581-0740
 C. ZUBRAS ELECTRIC - SIMON ZUBRAS - SIMON@ZUBRASELECTRIC.COM - 214-319-6900

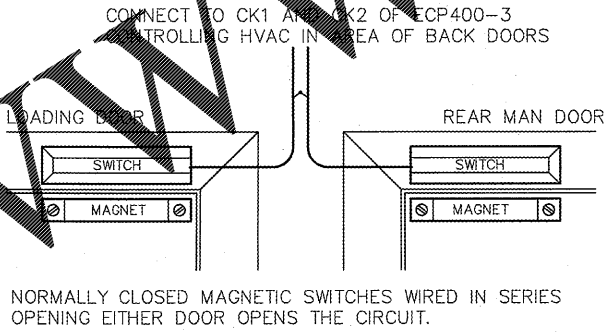
POWER MONITORING



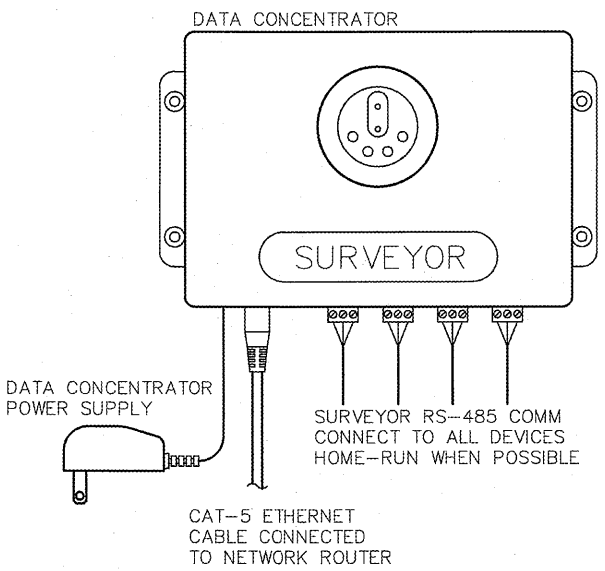
LOGIC WHEN PUSHBUTTON USED:
 OPEN - SALES AND WORK LIGHTS STAY ON REGARDLESS OF MOTION. SIGN AND SIGN LIGHTS TURN ON AS NECESSARY BASED ON OUTSIDE LIGHT LEVEL.
 CLOSED - WORK LIGHTS COME ON WITH MOTION. SITE LIGHTS COME ON WITH MOTION IF IT IS ALSO DARK OUTSIDE. SALES AND SIGN LIGHTS REMAIN OFF, UNLESS TURNED ON WITH THE OVERRIDE TWIST TIMERS.



HVAC CONTROLS



REAR DOORS



DATA CONCENTRATOR

FOR SURVEYOR EMS TECHNICAL SUPPORT AND SYSTEM COMMISSIONING, PLEASE CONTACT:
 SURVEYOR TECHNICAL SUPPORT
 (818) 812-9812
 MON-FRI 6:00 AM - 5:00 PM
 PACIFIC
surveyorsupport@venstar.com

REV	DATE	DESCRIPTION
1	9-27-16	REMOVED SECURITY WIRE LIGHTING CONTROL CONTACTORS
2	2-3-14	ADDED TEMP PUSHBUTTON USE
3	9-12-13	REVISED TO REFERENCE DETAIL DWG
4	8-27-13	ADDED CONTRACTOR CONTACTS
5	8-7-13	REMOVED CONTRACTOR CONTACTS
6	7-26-13	RENUMBER NOTES, REMOVE LOGOS
7	7-11-13	ADDED CONTACT NOTES

VENSTAR INC.
 SURVEYOR
 O'REILLY INSTALLATION OVERVIEW

FOR INFORMATIONAL USE ONLY
 417.862.0558
 Fax: 417.862.3265
 e-mail: architect@esteryschneider.com

CRAIG A. SCHNEIDER, AIA
 ARCHITECT

1736 East Sunshine, Suite 417
 Springfield, Missouri 65804

PROJECT:
 NEW O'REILLY AUTO PARTS STORE
 EAST MAIN STREET
 FREEPORT, FL

VENSTAR SURVEYOR

O'Reilly AUTO PARTS
 CORPORATE OFFICES
 233 SOUTH PATTERSON
 SPRINGFIELD, MISSOURI 65802
 (417) 862-2674 TELEPHONE

COMM # 3924
 DATE: 9-16-16
 REVISION DATE: 2-24-17

VENSTAR INC.
 SURVEYOR
 O'REILLY INSTALLATION OVERVIEW

DATE 4-30-13
 DWG NO S13-001
 SCALE NONE
 DRAWN C. GODWIN
 SHEET 1 OF 3

HAL/CHE/0848/17
 FEB 2017 - 7:02 PM

Order Plans

WWW.LDLINE.COM