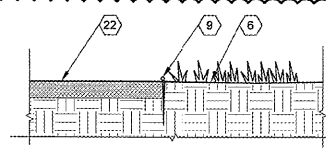
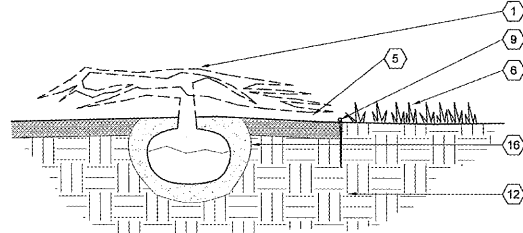


**1 SOD DETAIL**  
L1.2 SCALE: 3/4" = 1'-0"

**2 NOT USED**  
L1.2



**3 MULCH DETAIL**  
L1.2 SCALE: 3/4" = 1'-0"



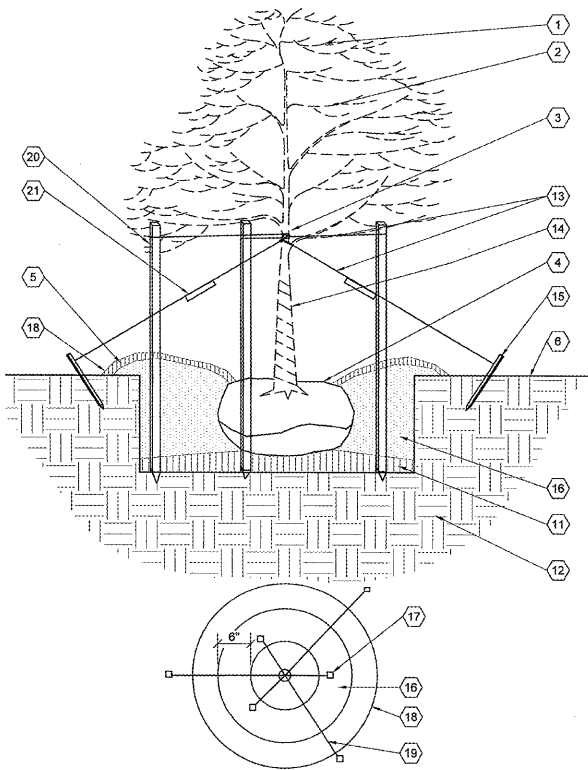
**4 SMALL SHRUB DETAIL**  
L1.2 SCALE: 3/4" = 1'-0"

**GENERAL NOTES**

- (A) REFER TO PROJECT MANUAL AND SCOPE OF WORK SCHEDULE FOR ADDITIONAL REQUIREMENTS.
- (B) REFER TO LANDSCAPE PLAN FOR PLANTING TYPES AND LOCATIONS.
- (C) COORDINATE WORK WITH OTHER SITE RELATED DEVELOPMENT DRAWINGS.

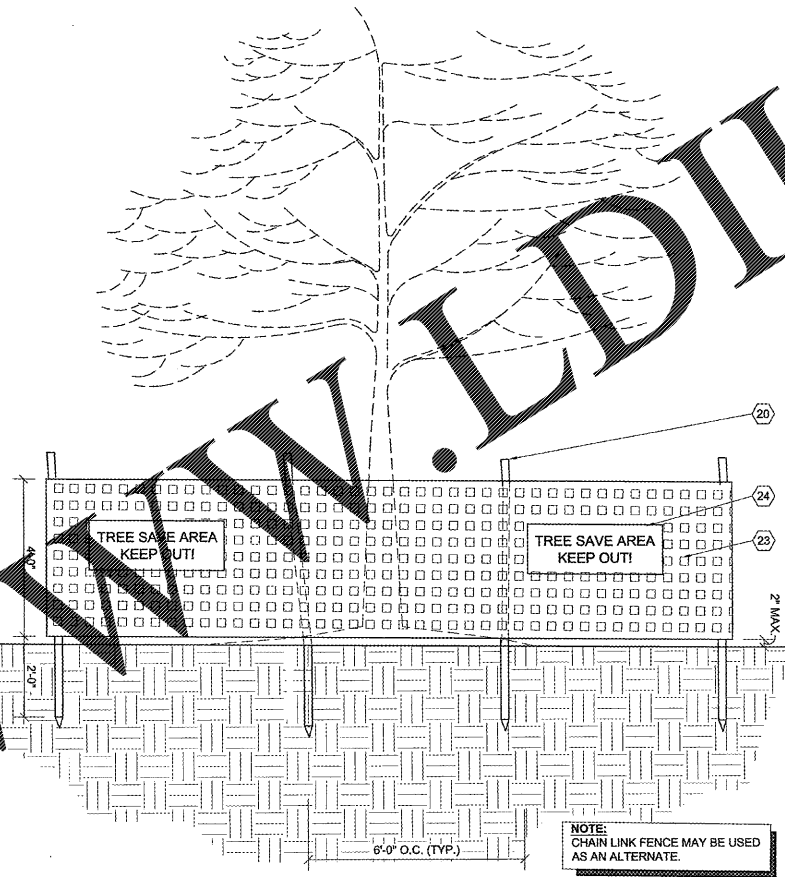
**KEY NOTES**

- (1) PLANTING REFER TO PLANTING SCHEDULE FOR TYPES.
- (2) SET TREE LEVEL AND PLUM. STRAIGHTEN AFTER SETTLEMENT IF NEEDED.
- (3) EDGE WIRE AROUND TRUNK IN BLACK RUBBER. MOVE UP ABOVE EDGE TO 1/2 TO 1/3 OF THE HEIGHT OF TREE.
- (4) SET TREE WITH TOP 1/3 OF ROOT ABOVE FINISH GRADE.
- (5) REFER TO LANDSCAPE PLAN FOR GROUND COVER TYPE AND LOCATIONS.
- (6) LAWN.
- (7) REFER TO SITE GRADING PLAN FOR SLOPE. PLACE THREE PINS EVERY 2'-0", SPACING EQUALLY. SOD SHALL BE COMPOSED OF TWO VARIETIES MINIMUM OF FESCUE GRASS.
- (8) NOT USED.
- (9) 4" BLACK POLY VINYL EDGING.
- (10) NOT USED.
- (11) COMPACTED PLANTING.
- (12) SUB GRADE.
- (13) TWO STRANDS OF WIRE.
- (14) TRUNK WRAP.
- (15) 2" X 2" X 10" WOOD STAKES BURY BELOW FINISH GRADE.
- (16) PREPARED PLANTING MIXTURE.
- (17) TREES 6'-0" IN HEIGHT OR LESS SHALL BE STAKED.
- (18) EXTENTS OF PLANTING BERM TO HOLD WATER.
- (19) TREES TALLER THAN 3'-0" MUST BE TIED.
- (20) 2" X 4" STAKE - OR - METAL FENCE POST.
- (21) 1" X 4" X 10" WHITE WOOD FLAG.
- (22) 3" DEEP SHREDDED HARDWOOD MULCH OVER PERMEABLE WEED BARRIER.
- (23) 4'-0" BRIGHT ORANGE POLYETHYLENE LAMINAR FENCE FABRIC TO EXTEND TO DRIP LINE AREA.
- (24) "TREE SAVE AREA" SIGNAGE EVERY 20 FEET.




**5 LARGE DECIDUOUS TREE**  
L1.2 SCALE: 3/4" = 1'-0"

**6 NOT USED**  
L1.2 N.T.S.



**7 PLANTING PROTECTION DETAIL**  
L1.2 SCALE: 3/4" = 1'-0"



**CRAIG A. SCHNEIDER, AIA**  
ARCHITECT  
1736 East Sunshine, Suite 417  
Springfield, Missouri 65804  
417.862.0466  
Fax: 417.862.2365  
e-mail: architect@esterlyschneider.com

PROJECT:  
**NEW O'REILLY AUTO PARTS STORE**  
**EAST MAIN STREET**  
**FREEMPORT, FL**  
**LANDSCAPE DETAILS**

**O'Reilly AUTO PARTS**  
CORPORATE OFFICES  
233 SOUTH PATTERSON  
SPRINGFIELD, MISSOURI 65802  
(417) 862-2674 TELEPHONE

COMM #	3924
DATE:	9-16-16
REVISION	2-6-17
DATE:	2-8-18

Order Plans @ [www.LDILine.com](http://www.LDILine.com)