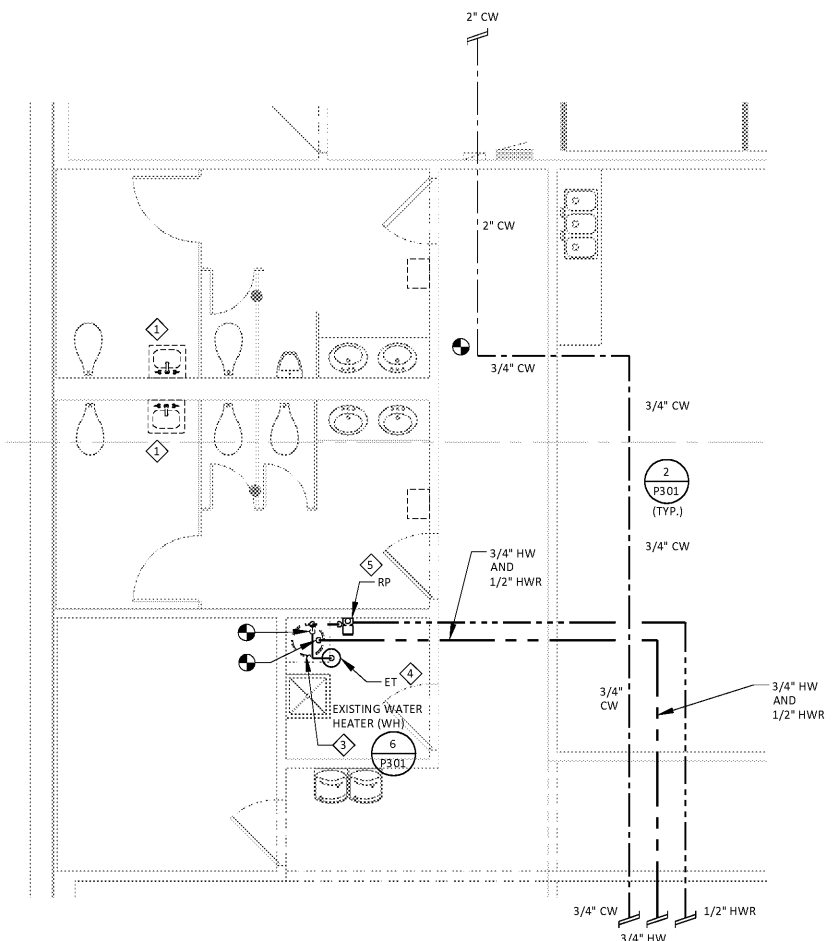
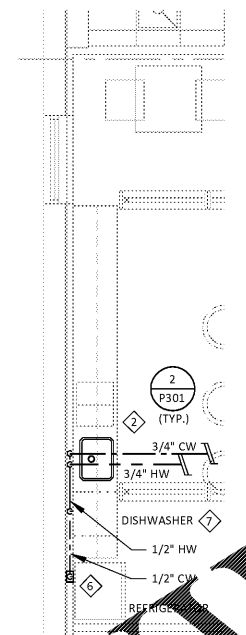


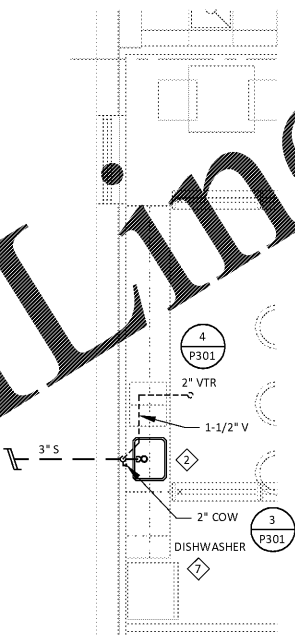
DATE: 11/09/2018 TIME: 10:44 AM 1. SYMBOL LIST IS SHOWN FOR GENERAL REFERENCE ONLY. THE PRESENCE OF A SYMBOL DOES NOT IMPLY ITS USE ON THIS PROJECT. REFER TO DRAWINGS FOR SPECIFIC SYMBOLS USED.



1 ENLARGED WATER PLAN RESTROOMS
SCALE: 1/4" = 1'-0" NORTH



2 ENLARGED WATER PLAN WORKONOMY
SCALE: 1/4" = 1'-0" NORTH



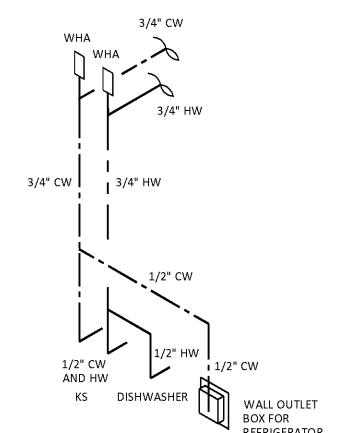
3 ENLARGED DWV PLAN WORKONOMY
SCALE: 1/4" = 1'-0" NORTH

PLUMBING LEGEND

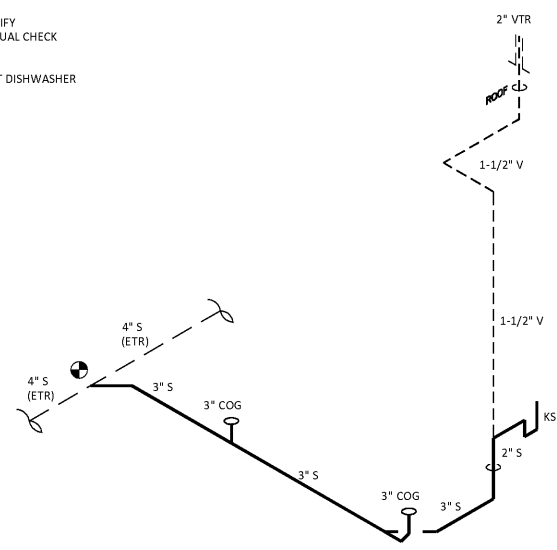
Table with columns IDENTIFIER, DESCRIPTION, and SYMBOL. Includes entries for BALL VALVE, CHECK VALVE, PRESSURE REDUCING VALVE, BACKFLOW PREVENTION DEVICE, UNION, CLEANOUT FLOOR MOUNTED, SANITARY SEWER PIPING, VENT PIPING, COLD WATER PIPING, HOT WATER PIPING, HOT WATER RETURN PIPING, NATURAL GAS PIPING, CONDENSATE DRAIN PIPING, AFF ABOVE FLOOR FINISH, AHJ AUTHORITY HAVING JURISDICTION, BFF BELOW FINISHED FLOOR, BFG BELOW GRADE, BFP BACKFLOW PREVENTER, CODP CLEANOUT TO DRAIN PLATE, COF CLEANOUT TO FLOOR, COF CLEANOUT TO CEILING, COF CLEANOUT TO WALL, LLD LITERS PER DAY, DFU DRAINAGE FIXTURE UNITS, ETR EXISTING TO REMAIN, EWC ELECTRIC WATER COOLER, FD FLOOR DRAIN, G GALLONS PER HOUR, GPM GALLONS PER MINUTE, HB HOSE BIBB, HW HOT WATER, HWR HOT WATER RETURN, INV INVERT, IW INDIRECT WASTE, KS KITCHEN SINK, LV LAVA, M MOP SINK, PC PLUMBING CONTRACTOR, PRV PRESSURE REDUCING VALVE, PS POUNDS PER SQUARE INCH, PVC POLYVINYL CHLORIDE, RD ROOF DRAIN, RPZ REDUCED PRESSURE ZONE BACKFLOW PREVENTER, S SANITARY SEWER, ST STORM, TYP TYPICAL, UNO UNLESS NOTED OTHERWISE, V VENT, VIF VERIFY IN FIELD, VTR VENT THROUGH ROOF, UR URINAL, W WASTE, WC WATER CLOSET, WHA WATER HAMMER ARRESTOR, WH WATER HEATER, WFU WATER SUPPLY FIXTURE UNITS

PLUMBING KEY NOTES

- 1. DISCONNECT LAVA/RY FIXTURE PER CODE. REMOVE WASTE, WATER, AND VENT PIPING. CAP WASTE PIPING BELOW FLOOR. VENT PIPING ABOVE CEILING. FIELD VERIFY EXACT LOCATION, SIZE AND ELEVATION/INVERT OF PIPING TO BE REMOVED IN A CODE APPROVED MANNER. TURN OVER INSTANT HOT WATER HEATERS TO OFFICE DEPOT.
- 2. NEW KITCHEN SINK FIXTURE. REFER TO PLUMBING FIXTURE SCHEDULE FOR DETAILS.
- 3. EXISTING WATER HEATER LOCATED ON SHELF ABOVE MOP SINK TO REMAIN. CONNECT TO EXISTING HW PIPING AND PROVIDE NEW 3/4" HW TO NEW FIXTURES AT WORKONOMY KITCHENETTE.
- 4. PROVIDE THERMAL EXPANSION TANK. CONNECT TO CW SUPPLY PIPING FROM WATER HEATER. INSTALL NO SHUTOFF OR CHECK VALVES IN THE CW PIPING BETWEEN THE WATER HEATER AND THE EXPANSION TANK.
- 5. PROVIDE HOT WATER RECIRCULATING PUMP COMPLETE WITH AQUASTAT AND TIMER, INSTALL PER MANUFACTURER'S RECOMMENDATIONS NEXT TO EXISTING WATER HEATER.
- 6. ROUTE 1/2" CW PIPING DOWN INSIDE OF WALL PARTITION TO WALL SUPPLY BOX BEHIND REFRIGERATOR. VERIFY CONNECTION TYPE AND SIZE REQUIRED. VERIFY MOUNTING HEIGHT. FURNISH WITH FRAME TRIM. PROVIDE DUAL CHECK VALVE.
- 7. PROVIDE 1/2" HW CONNECTION TO DISHWASHER. PROVIDE DRAIN TO KITCHEN SINK GARBAGE DISPOSAL UNIT DISHWASHER DRAIN CONNECTION PER CODE.



4 WATER RISER DIAGRAM
SCALE: NONE



5 WASTE/VENT RISER DIAGRAM
SCALE: NONE

ADG ARCHITECTURAL DESIGN GUILD
2900 Sutter Blvd. St. Louis, MO 63143
www.adg-stl.com
P: 314.644.1234 F: 314.644.4373
COF. #32786 EXP. 2/28/2019
ALL ARCHITECTURAL AND ENGINEERING DRAWINGS ARE IN CONFORMANCE WITH THE ENGINEERING AND ARCHITECTURE ACTS. ALL COMMON LAW RIGHTS OF COPYRIGHT AND OTHERWISE ARE HEREBY SPECIFICALLY RESERVED.

OWNER
Office DEPOT OfficeMax
6600 NORTH MILITARY TRAIL BOCA RATON, FL 33496
PHONE: (561) 438-6299 FAX: (561) 438-7237

PROJECT
Office DEPOT
STORE #0409
BOCA RATON, FL
4901 N. FEDERAL HIGHWAY BOCA RATON, FL 33431
ISSUE DATE: 11/09/2018
STORE NUMBER: #0409
LEASABLE AREA: 29,701 S.F.
GROSS FLOOR AREA: 28,752 S.F.
JOB NUMBER: 2018.012000

ISSUE TABLE

ISSUED FOR BLD	DATE
	11/09/18

SEAL
JOHN M. BRUNS
LICENSE
No. 54430
STATE OF FLORIDA
PROFESSIONAL ENGINEER
JOHN M. BRUNS
#54430 | EXP. 02/28/2019

SHEET
PLUMBING ENLARGED PLANS AND ISOMETRICS
DRAWN: DJH
CHECKED: JMB

P201