



**ARCHITECTURE
 ENGINEERING**
 3680 Pleasant Hill Road
 Suite 200
 Duluth, Georgia 30096
 p 770.622.9858
 f 770.622.9535
 www.hillfoleyross.com

© Copyright (as dated) Hill
 The drawing and all reproductions thereof are the property of
 Hill, Foley, Ross & Associates, LLC (HFR). It is intended for the
 sole use of the project named herein. Reproduction without the
 written consent of HFR is prohibited. All copies are to be
 returned to HFR upon project completion.

ISSUE/REVISION RECORD

DATE	DESCRIPTION
2018.08.22	PERMIT ISSUE

RACETRAC PETROLEUM, INC.
 200 GALLERIA PKWY SE
 SUITE 900
 ATLANTA, GEORGIA 30339
 (770) 431-7600

PROJECT NAME

GRIFFIN

**GRIFFIN
 GEORGIA
 1638 US HWY 41
 GRIFFIN, GA 30223**

RACETRAC PROJECT NUMBER

#1242

**PROTOTYPE SERIES 5.5K 2.0
 2018 LH MO**

PLAN MODIFICATION NOTICE

SPB NO.	DATE

STANDARD PLAN BULLETINS (SPB) MODIFY THE
 PROTOTYPE SERIES SET NOTED ABOVE. THE
 LISTED SPB REPRESENTS THE LATEST
 MODIFICATION INCORPORATED TO THIS
 PROTOTYPE SERIES SET AT ORIGINAL RELEASE.
 THE ISSUE/REVISION RECORD COLUMN ABOVE
 LISTS ANY REVISIONS OR SPB INCORPORATED
 IN THIS SET AFTER THE ORIGINAL RELEASE.
 CONTACT RACETRAC ENGINEERING AND
 CONSTRUCTION FOR ANY SUBSEQUENT
 BULLETINS NOT INCORPORATED HEREIN.

PROFESSIONAL SEAL



PROJECT NUMBER
 17.721.00

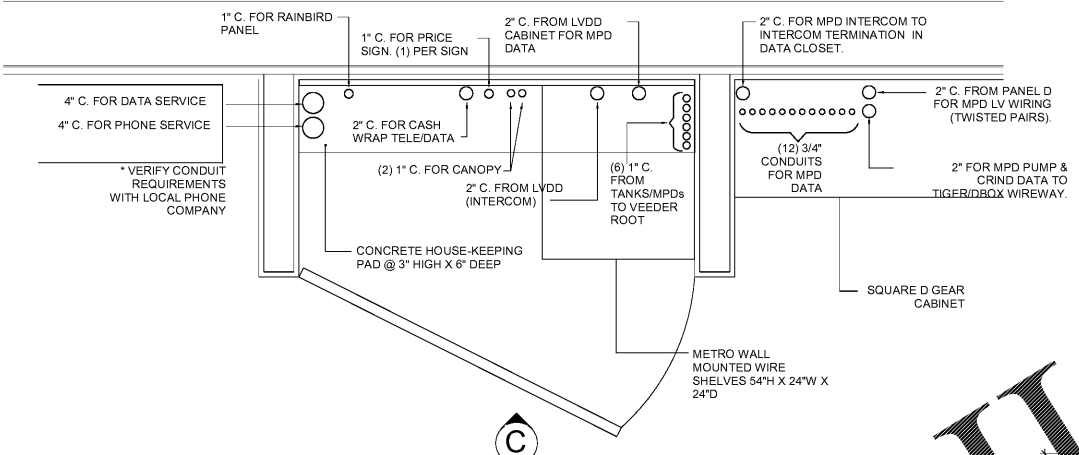
SHEET TITLE

**ELECTRICAL
 DETAILS**

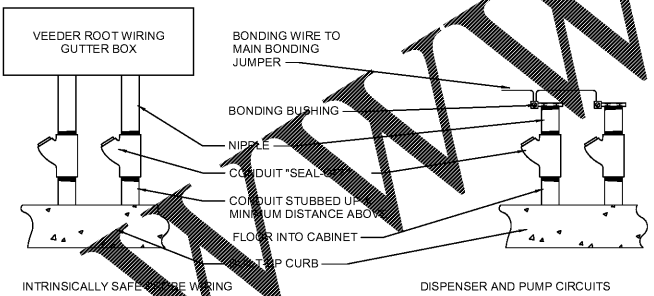
SHEET NUMBER

E600

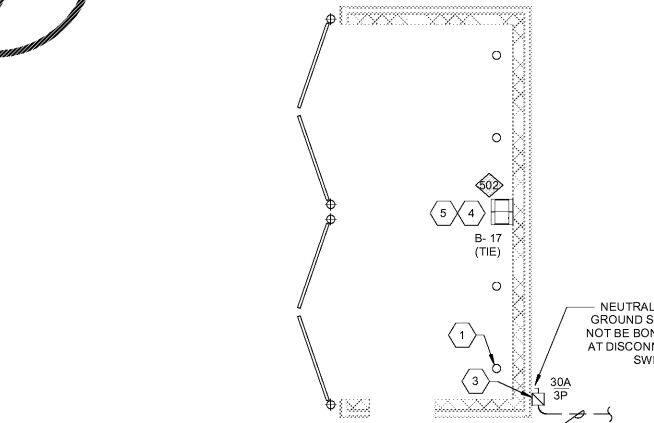
ISSUED FOR PERMIT



8 TELEPHONE BACKBOARD DETAIL
 N.T.S.

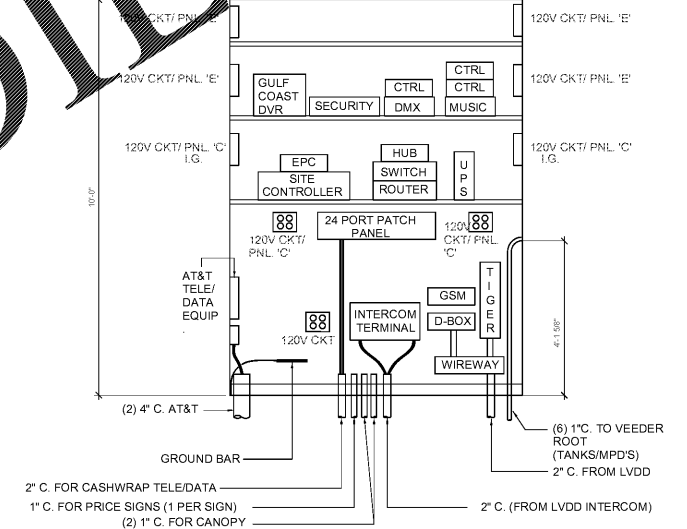


5 DISPENSOR PUMP AND INTRINSICALLY SAFE STUB-UP DETAIL
 N.T.S.

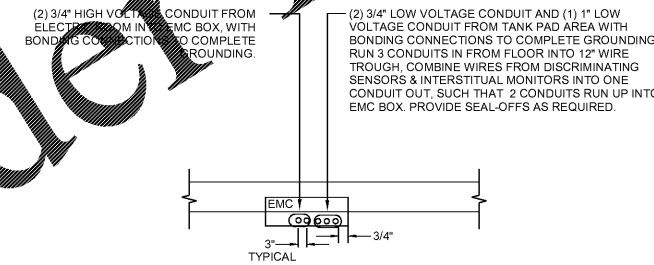


- KEYNOTES**
- CONTRACTOR SHALL PROVIDE 3/4" CONDUIT WITH PULLSTRING FROM "MPD" AND STUB-UP AND CAP.
 - NOTE NOT USED.
 - PROVIDE 30A/2P/240V FUSED DISCONNECT IN NEMA 3R ENCLOSURE WITH 20A FUSES FOR OUTDOOR STORAGE ROOM DISCONNECT SWITCH. LABEL "OUTDOOR STORAGE DUMPSTER ENCLOSURE DISCONNECT".
 - PROVIDE DISCONNECT OF CIRCUIT B-17 PER NEC 210.4 (B).
 - WIRE FIXTURE THROUGH INVERTER. CONTROLLED BY PHOTOCELL. REFER TO WIRING DIAGRAM ON SHEET E-502.

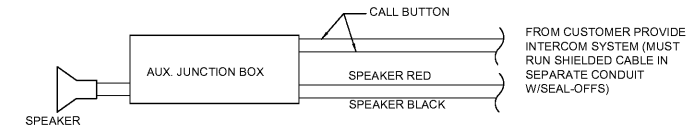
2 DUMPSTER ENCLOSURE ELECTRICAL PLAN
 3/16" = 1'-0"



6 TELEPHONE BACKBOARD ELEVATION
 N.T.S.



1 TANK MONITORING DETAIL
 N.T.S.



3 INTERCOM SINGLE LINE DIAGRAM
 N.T.S.

Order Plans @

3 INTERCOM SINGLE LINE DIAGRAM
 N.T.S.