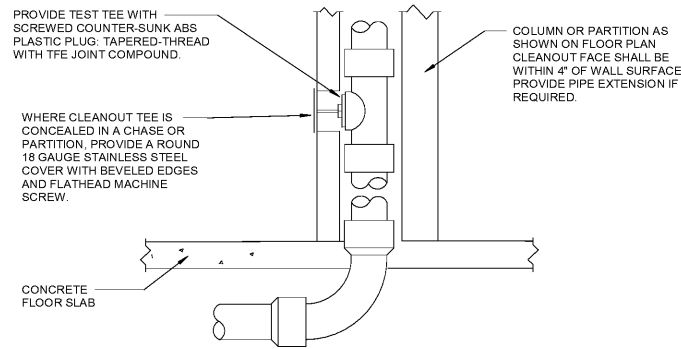
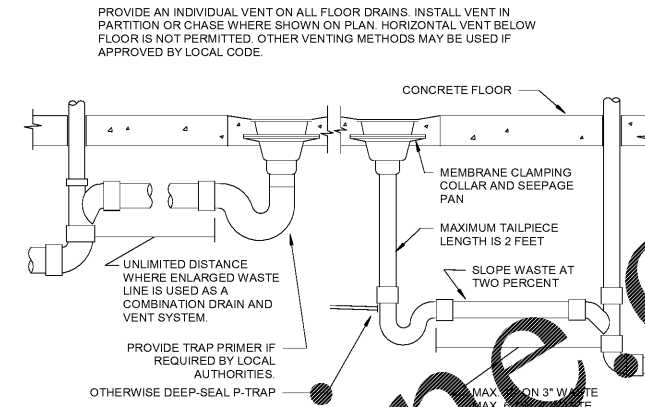


6 OVEN-STEAMER DRAIN DETAIL
N.T.S.



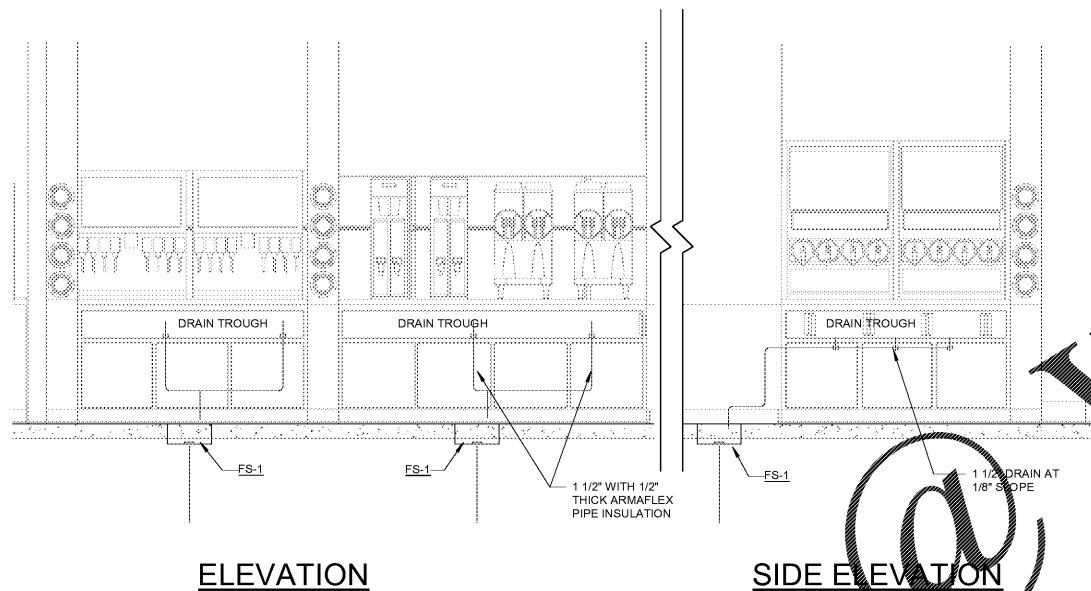
NOTE:
PROVIDE WCO WHERE SHOW ON PLAN, AND ON SANITARY WASTE BRANCHES NOT SERVED WITH A FLOOR CLEANOUT. LOCATE ABOVE FIXTURE FLOOD RIM WITHIN 4\"/>

5 WALL CLEANOUT DETAIL
N.T.S.



LOCATE FLOOR DRAINS WHERE SHOWN ON DIMENSIONS TO ARCHITECTURAL PLAN. IF FLOOR STRUCTURE INTERFERES WITH FLOOR DRAIN, MAKE SIDEWAYS IF POSSIBLE, OTHERWISE MOVE BACK. ALWAYS LOCATE WHERE EASY ACCESSIBLE, BUT NOT IN FOOT TRAFFIC AREA. IF FINISH IS FLOOR SLAB GRADE, PROVIDE BACKFILL PER SPECIFICATIONS. IF CONCRETE FLOOR IS NOT LAYING, SET DRAIN IN PLACE AND POUR AROUND IT. IF CONCRETE FLOOR IS EXISTING, SAW CUT OR CORE DRILL IT. SET DRAIN IN PLACE AND POUR AROUND IT. RECESS TOP OF FLOOR DRAIN 1/2\"/>

4 FLOOR DRAIN DETAIL
N.T.S.

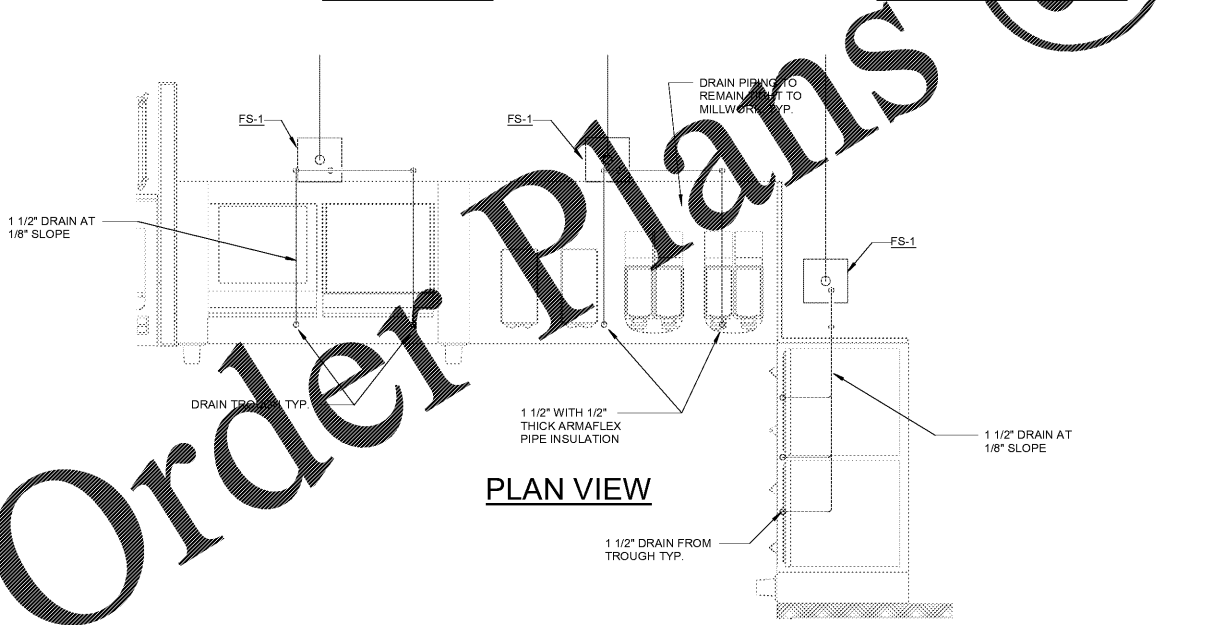


3 DRAW THRU UNIT CONDENSATE TRAP
N.T.S.

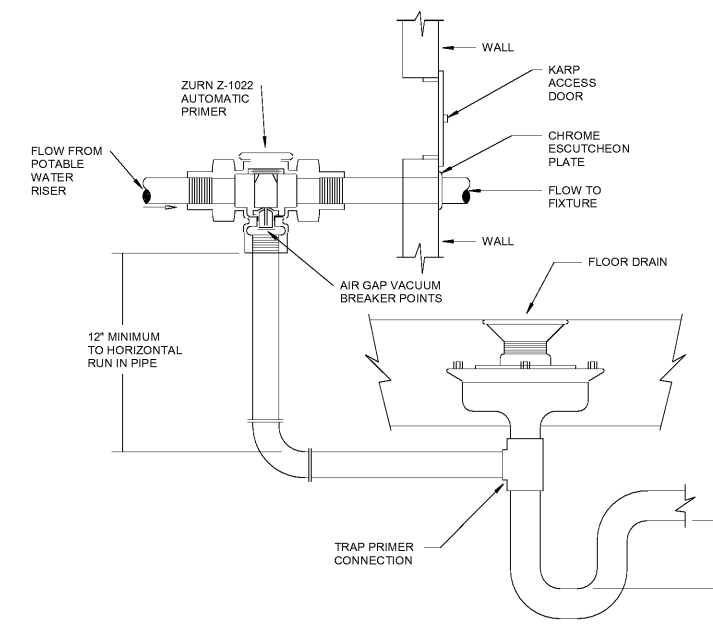
NOTES:
1. ALLOW SUFFICIENT SPACE BELOW DRAIN PAN FOR TRAP
2. PITCH DRAIN FOR PROPER RUNOFF
3. MANUALLY PRIME FILL TRAP BEFORE START-UP TO FORM INITIAL DRAIN SEAL
4. SUPPORT LENGTHY DRAIN LINES TO PREVENT SAG AND CONDENSATE OVERFLOW.

(a) THIS DIMENSION IN INCHES MUST BE EQUAL TO THE MAXIMUM FAN SUCTION (NEGATIVE) STATIC PRESSURE IN INCHES WG (WITH DIRTY FILTERS, COILS, AND MAXIMUM AIR FLOW) + 1\"/>

THIS STANDARD DETAIL MUST BE REVIEWED AND SITE ADAPTED BY CONTRACTOR PRIOR TO USE FOR FINAL EQUIPMENT.



1 CABINETRY TROUGH DRAIN DETAIL ELEVATION
N.T.S.



2 TRAP PRIMER DETAIL
N.T.S.

Racetrac
COPYRIGHT NOTICE
THESE PLANS ARE SUBJECT TO FEDERAL COPYRIGHT LAWS; ANY USE OF SAME WITHOUT THE EXPRESSED WRITTEN PERMISSION OF RACETRAC PETROLEUM, INC. IS PROHIBITED. 2018 RACETRAC PETROLEUM, INC.

DESIGN PROFESSIONALS
HR
HILF FOLEY ROSS & ASSOCIATES

ARCHITECTURE
ENGINEERING
3686 Pleasant Hill Road
Suite 200
Duluth, Georgia 30096
p 770.622.9858
f 770.622.9535
www.hilffoleyross.com

ISSUE/REVISION RECORD

DATE	DESCRIPTION
2018.08.22	PERMIT ISSUE

Racetrac
RACETRAC PETROLEUM, INC.
200 GALLERIA PKWY SE
SUITE 900
ATLANTA, GEORGIA 30339
(770) 431-7600

PROJECT NAME
GRIFFIN

GRIFFIN
GEORGIA
1638 US HWY 41
GRIFFIN, GA 30223

RACETRAC PROJECT NUMBER
#1242

PROTOTYPE SERIES 5.5K 2.0
2018 LH MO

PLAN MODIFICATION NOTICE

SPB NO.	DATE

STANDARD PLAN BULLETINS (SPB) MODIFY THE PROTOTYPE SERIES SET NOTED ABOVE. THE LISTED SPB REPRESENTS THE LATEST MODIFICATION INCORPORATED TO THIS PROTOTYPE SERIES SET AT ORIGINAL RELEASE. THE ISSUE/REVISION RECORD COLUMN ABOVE LISTS ANY REVISIONS OR SPB INCORPORATED IN THIS SET AFTER THE ORIGINAL RELEASE. CONTACT RACETRAC ENGINEERING AND CONSTRUCTION FOR ANY SUBSEQUENT BULLETINS NOT INCORPORATED HEREIN.

PROFESSIONAL SEAL



PROJECT NUMBER
17.721.00

SHEET TITLE
PLUMBING DETAILS

SHEET NUMBER
P431

ISSUED FOR PERMIT