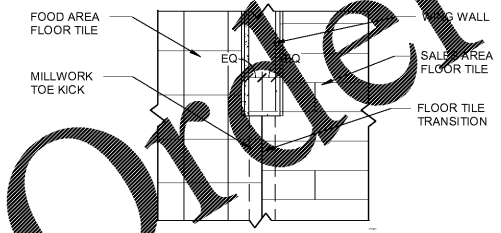
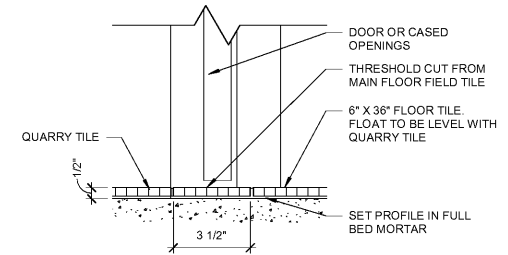


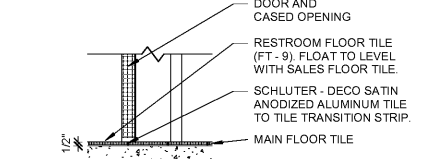
**5 FLOOR FINISH PLAN**  
3/16" = 1'-0"



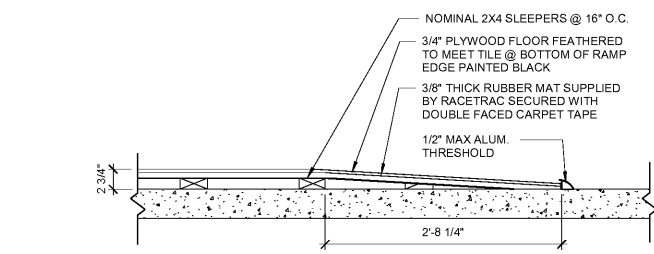
**4 FLOOR TRANSITION DETAIL**  
1" = 1'-0"



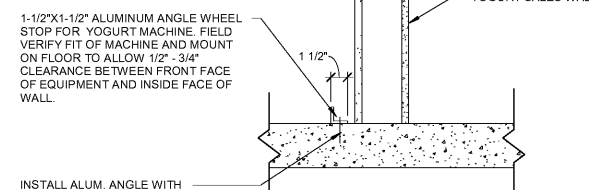
**3 TILE TRANSITION DETAIL**  
3" = 1'-0"



**2 TILE THRESHOLD / TRANSITION**  
1" = 1'-0"



**6 RAMP DETAIL**  
1" = 1'-0"



**1 WHEEL STOP DETAIL**  
1 1/2" = 1'-0"

**GENERAL NOTES**

- REFER TO SITE PLAN FOR ORIENTATION OF BUILDING.
- DO NOT SCALE PLANS.
- ALL FINISH FLOOR ELEVATIONS TAKEN FROM TOP OF TILE.
- ALL GYPSUM BOARD TO BE 5/8" THICK UNLESS OTHERWISE NOTED.
- EXPOSED EDGES OF TILE TO BE BULLNOSE.
- REFER TO WALL ELEVATIONS FOR ALL HEIGHTS.
- ALL INTERIOR FINISHES SHALL BE A MINIMUM OF CLASS A OR B MAX. FLAME SPREAD 25-75. MAX SMOKE DEVELOPED 0-450.
- TREAT ALL SLAB SAW CUTS AND COLD JOINTS WITH LATICRETE CRACK SUPPRESSION KIT. FOLLOW MANUFACTURER'S RECOMMENDED INSTALLATION PROCEDURES FOR FLOOR PREP FOR ALL FLOOR FINISHES.
- INSTALLER TO DRAW FLOOR TILES FROM NO MORE THAN (6) BOXES AT A TIME TO ENSURE UNIFORM COLOR DISTRIBUTION. DO NOT APPLY ANY TYPE OF POLYURETHANE SEALER TO FLOOR FINISH TO COMPLETED TILE WORK.
- SEE COVER SHEET FOR TILE PURCHASE REQUIREMENTS.

**SHEET KEYNOTES**

- FLOOR FINISH TO EXTEND TO FACE OF MILLWORK AND REFRIGERATION EQUIPMENT.
- CONCRETE SIDEWALK WITH LIGHT BROOM FINISH (A100).
- LINE OF MILLWORK.
- CONSTRUCT WOOD PLATFORM AFTER COUNTER IS INSTALLED.
- SALES FLOOR FINISH NOT TO EXTEND UNDER PLATFORM. PROVIDE ACCESS FOR ELECTRICAL CONDUIT FROM FLOOR JUNCTION BOXES TO POINT OF TERMINATION IN SALES COUNTER.
- PROVIDE TRANSITION STRIP AT RESTROOM THRESHOLD. REFER TO DETAIL THIS SHEET AND 7/A431.
- ALUMINUM ANGLE WHEEL STOP AT YOGURT MACHINE AND MOP SINK. SEE DETAIL THIS SHEET.
- PROVIDE COVE BASE AT SALE FLOOR UNLESS OTHERWISE NOTED.
- FLOOR SINK. SLOPE FLOOR TOWARDS DRAIN WHERE DRAIN OCCURS AT FLOOR TILE.
- RECESSED MOP SINK. FLOOR FINISH TO MATCH SURROUNDING TILE. SEE DETAIL FOR TILE ASSEMBLY.
- LAY TILE IN RANDOM STAGGER PATTERN WITH OVERLAP NOT TO EXCEED 33%.
- PROVIDE SCHLUTER CORNER GUARD. 8'-0" HIGH DEFENDER SERIES 2340. 1" UNDRILLED WITH ADHESIVE.
- WALL COVERING. REFER TO INTERIOR ELEVATIONS.
- WHITE SUBWAY TILE TO EXTEND LENGTH OF WALL.
- WHITE LARGE FORMAT TILE TO EXTEND LENGTH OF WALL.
- FLOOR TRANSITION SEE DETAIL 3 THIS PAGE.
- REFRIGERATION PIPING PIT.
- FLOOR SAFE PIT.
- ALIGN EDGE OF BROOM FINISH CONCRETE WITH CENTER LINE CONTROL JOINT BETWEEN PATIO COLUMNS.

**FLOOR FINISH LEGEND**

	FT-9	CONCRETE FLOOR W/ EMSER CITADEL 24"x24" CUSTOM COLOR LAID IN A DIAGONAL PATTERN W/ 1/8" SPACING.  NOTE: INSTALLER TO DRAW TILE FROM NO LESS THAN 6 BOXES AT A TIME TO ENSURE UNIFORM COLOR DISTRIBUTION. DO NOT APPLY ANY TYPE OF POLYURETHANE SEALER WAX TYPE OF FLOOR FINISH TO COMPLETED TILE WORK.
	FT-2	CONCRETE FLOOR W/ EMSER 8"x8" QUARRY TILE. INSTALLED AT 90 DEGREES W/ 3/8" SPACING.
	FT-8	PORCELAIN TILE: EMSER ALPINE CAFE, 6"x36" LAY TILE IN RANDOM STAGGER PATTERN WITH OVERLAP NOT TO EXCEED 33%.
	C-1	RAISED WOOD PLATFORM W/ ANTI-FATIGUE MAT. PAINT PLATFORM SURFACE BLACK (ANTI-FATIGUE MAT FURNISHED BY RACETRAC INSTALLED BY G.C.) SEE 6/A130 FOR CASH WRAP FLOOR.

REFER TO INTERIOR FINISH SCHEDULE ON A500 FOR FINISHES AND FINISH COLORS.

**Racetrac**  
THESE PLANS ARE SUBJECT TO FEDERAL COPYRIGHT LAWS: ANY USE OF SAME WITHOUT THE EXPRESSED WRITTEN PERMISSION OF RACETRAC PETROLEUM, INC. IS PROHIBITED. 2018 RACETRAC PETROLEUM, INC.

**DESIGN PROFESSIONALS**  
**CONR**  
HILLFOLEYROSS & ASSOCIATES  
ARCHITECTURE  
ENGINEERING  
3686 Pleasant Hill Road  
Suite 200  
Duluth, Georgia 30096  
p 770.622.9858  
f 770.622.9535  
www.hillfoleyross.com

**ISSUE/REVISION RECORD**

DATE	DESCRIPTION
2/16/22	PERMIT ISSUE

**Racetrac**  
RACETRAC PETROLEUM, INC.  
200 GALLERIA PKWY SE  
SUITE 900  
ATLANTA, GEORGIA 30339  
(770) 431-7600

**PROJECT NAME**  
**GRIFFIN**

**GRIFFIN**  
GEORGIA  
1638 US HWY 41  
GRIFFIN, GA 30223

**RACETRAC PROJECT NUMBER**  
**#1242**

**PROTOTYPE SERIES 5.5K 2.0**  
**2018 LH MO**

**PLAN MODIFICATION NOTICE**

SPB NO.	DATE
---------	------

STANDARD PLAN BULLETINS (SPB) MODIFY THE PROTOTYPE SERIES SET NOTED ABOVE. THE LISTED SPB REPRESENTS THE LATEST MODIFICATION INCORPORATED TO THIS PROTOTYPE SERIES SET AT ORIGINAL RELEASE. THE ISSUE/REVISION RECORD COLUMN ABOVE LISTS ANY REVISIONS OR SPB INCORPORATED IN THIS SET AFTER THE ORIGINAL RELEASE. CONTACT RACETRAC ENGINEERING AND CONSTRUCTION FOR ANY SUBSEQUENT BULLETINS NOT INCORPORATED HEREIN.

**PROFESSIONAL SEAL**



**PROJECT NUMBER**  
17.721.00

**SHEET TITLE**

**FLOOR FINISH PLAN**

**SHEET NUMBER**

**A130**

ISSUED FOR PERMIT

**Order Plans**

**WWW.IDLine.com**