

SYSTEM NOTES

LIGHTING CONTROL SYSTEM IS PRE-MANUFACTURED AND WIRED BY CPI.

CPI-400 LIGHTING CONTROLLER HAS BASIC 24 HOUR LIGHTING SCHEDULED PRE-PROGRAMMED BY CPI. FOR CUSTOM STORE PROGRAM PLEASE CALL CPI TOLL FREE 1800-738-4455 FOR STEP BY STEP MANUAL PROGRAMMING ASSISTANCE.

CPI WILL FACTORY PRE-WIRE SIDE OF LIGHTING CONTRACTORS. CONTRACTOR SHALL WIRE LOAD SIDE IN THE FIELD.

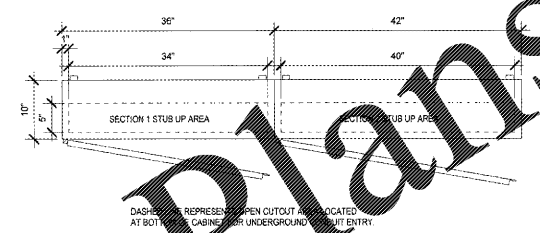
ALL FEEDER FROM PANEL TO PANEL (WITHIN CPI CABINET) ARE FACTORY PRE-WIRED.

ALL PANELS ARE FACTORY PRE-TESTED, ASSEMBLED AND MOUNTED IN CPI CABINET.

CPI PANEL SHALL BE NEMA 3R ENCLOSURE FREE STANDING MOUNTED ON GALVANIZE BASE SUPPLIED BY CPI AND FIELD INSTALLED. ALL FEEDERS AND BRANCH CIRCUITS ENTERING AND LEAVING CPI PANEL SHALL BE ROUTED THROUGH THE BASE OR BACK OF THE PANEL.

CONDUCTOR	TYPE	QUANTITY
4W	(4) #14 AWG	
	(4) #16 AWG	
225A	(4) #14 AWG	
400A	(4) #14 AWG	

3 interior/deadfront/exterior cabinet views
SCALE | N.T.S.



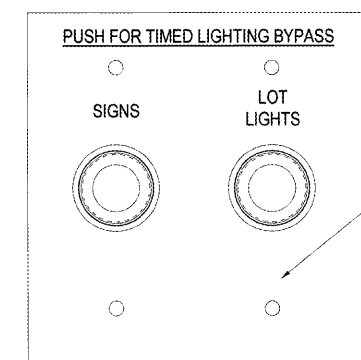
1 stub up details
SCALE | N.T.S.

REMOTE LIGHTING BYPASS CONTROL

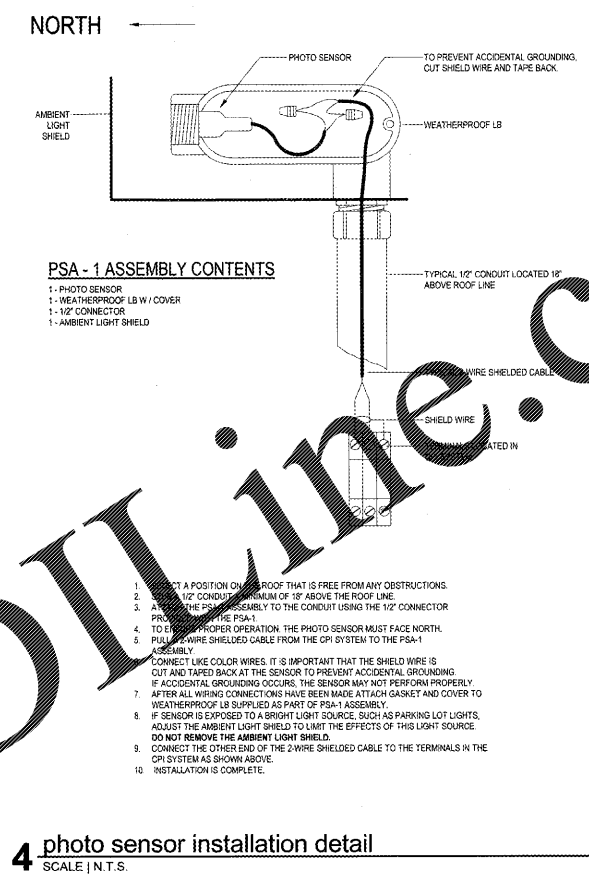
LOCATED IN MANAGER'S OFFICE OR AT LOCATION DESIGNATED BY CUSTOMER.

PUSHBUTTONS ALLOW FOR LIGHTING BYPASS FROM INSIDE THE BUILDING.

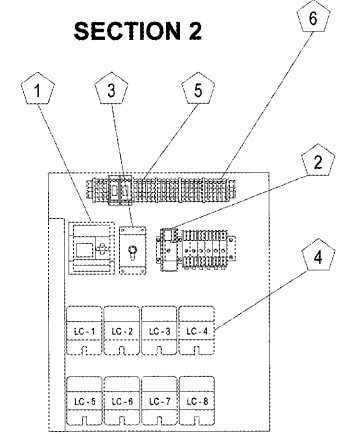
STAINLESS STEEL BYPASS PLATE IS INSTALLED AND WIRED BY CONTRACTOR BACK TO CPI PANEL SECTION 2 CONTROLS SCREEN. (SEE SHEET 2 FOR DETAIL)



2 CPI-400 cntrl screen detail
SCALE | N.T.S.



4 photo sensor installation detail
SCALE | N.T.S.



- LIGHTING CONTROL SYSTEM**
- ① CPI-400 PROGRAMMABLE LIGHTING CONTROLLER (FOUR OUTPUTS CONTROLLED)
 - ② 120VAC / 24VDC POWER SUPPLY
 - ③ ON / OFF / EMERGENCY LIGHTING CONTROL SYSTEM MASTER SWITCH. THIS SWITCH TURNS ON / OFF THE CPI OR OVERRIDES THE CPI AND TURNS ALL 4 OUTPUTS ON IN EMERGENCY BYPASS.
 - ④ 4p / 30A LIGHTING CONTRACTOR.
 - ⑤ TERMINAL BLOCKS FOR EASY FIELD CONNECTIONS.
 - ⑥ TERMINAL BLOCKS FOR SHUNT TRIP CONNECTIONS. (2w FOR SHUNT TRIPS IN PANEL '100')
- TERMINALS TO REMOTE BYPASS BOX SHIPPED LOOSE.

NOTE: CPI SYSTEM TO BE FURNISHED BY OWNER NATIONAL VENDOR AND INSTALLED BY E.C.

NOTE: E.C. SHALL REFER TO CPI SHOP DRAWINGS FURNISHED BY OWNER NATIONAL VENDOR FOR FINAL CONNECTION AND WIRING.

NOTE: E.C. SHALL PROVIDE PERMANENT LABEL ON FRONT EXTERIOR OF CPI PANEL STATING MAXIMUM AVAILABLE FAULT CURRENT AS CALCULATED USING VALUE OBTAINED FROM LOCAL UTILITY COMPANY, PER NEC 110.24(A).

architect + engineer

wd PARTNERS
brand : operations + brand

DISCOVERY DRIVE, SUITE 42017
914 900 1007
WDPARTNERS.COM

project no. | KRKDS0003

owner

Kruppy Krume
DOUGHNUTS

225 VANCE STREET, SUITE 301
NEW YORK, NY 10014

project info

CONCORD
NORTH CAROLINA

issue dates

submission:	Date
OWNER/LL REVIEW	11/01/2018
BID SET	11/01/2018
PERMIT SET	11/01/2018

revisions:

#	Description	Date

seal

SEAL
02/9/97
ENGINEER
DOMINA J. MILLER

NOV 08 2018

sheet info

CPI DETAILS
E800

Order Plans @ WWW.WLDLINE.COM