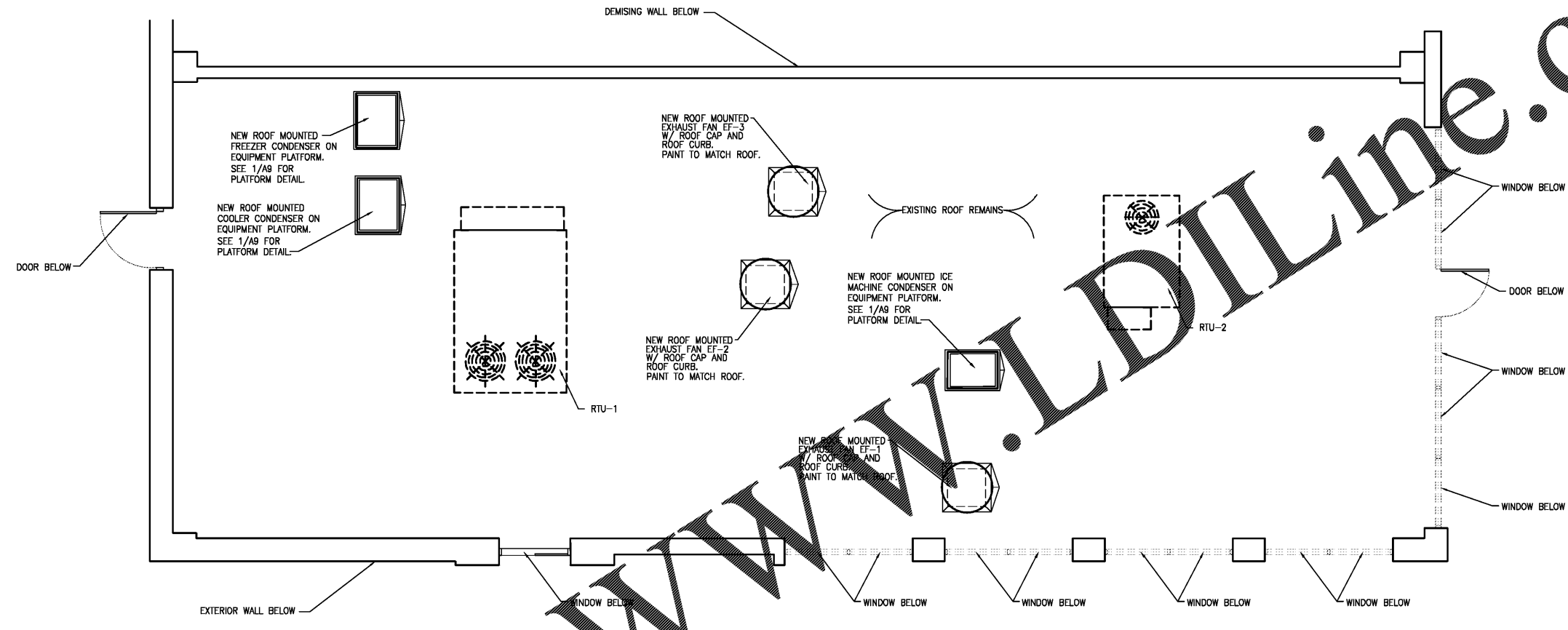


NOTE: COORDINATE ALL ROOF REWORK WITH LANDLORDS ROOFING CONTRACTOR TO MAINTAIN ROOF WARRANTY.

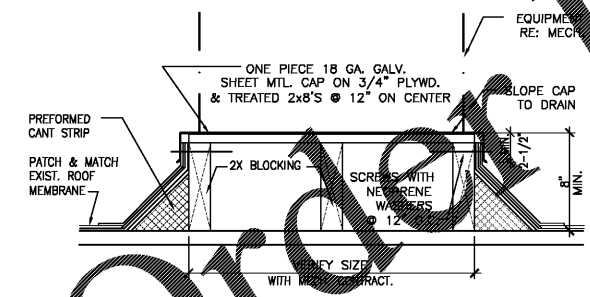


NOTE: MAINTAIN MINIMUM REQUIRED DISTANCES BETWEEN EXHAUST AND SUPPLY FANS. MECHANICAL CONTRACTOR COORDINATE.

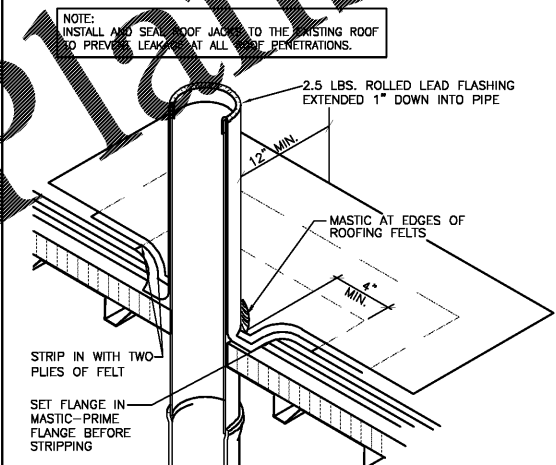


ROOF PLAN

1/4" = 1'-0" A



NOTE: COORDINATE ALL ROOF REWORK WITH LANDLORDS ROOFING CONTRACTOR TO MAINTAIN ROOF WARRANTY.



1. ALL WORK SHALL COMPLY WITH NRCA ROOFING AND WATERPROOFING MANUAL. COORDINATE LOCATION OF OPENINGS WITH MECHANICAL CONTRACTOR. PROVIDE ADDITIONAL STRUCTURAL SUPPORT AS REQUIRED TO SUPPORT NEW LOADS.
2. SUPPLY FAN & EXHAUST FAN ROOF CURBS PROVIDED BY OWNER AND INSTALLED BY GENERAL CONTRACTOR. GENERAL CONTRACTOR SHALL PROVIDE FLASHING AND COUNTER FLASHING. VERIFY SIZE AND LOCATION WITH MECH. CONTRACTOR
3. GENERAL CONTRACTOR SHALL PROVIDE RAISED PLATFORM WITH ONE PIECE 18 GAGE GALVANIZED SHEET METAL CAP FOR CONDENSING UNITS. VERIFY SIZE AND LOCATION WITH MECHANICAL CONTRACTOR. REFER TO MECHANICAL DRAWINGS.
4. PATCH AND MATCH EXIST. ROOF MEMBRANE AT NEW ROOF PENETRATIONS AND CURBS & TO PROVIDE WEATHER-PROOF BARRIER. MAINTAIN EXIST. ROOF WARRANTY. VERIFY EXACT REQUIREMENTS WITH LANDLORD.
5. G.C. TO SEAL ALL ROOF PENETRATIONS WATER TIGHT. REFER TO ARCHITECTURAL FOR DETAIL.
6. FRESH AIR INTAKE SHALL BE A MINIMUM OF 10'-0" AWAY FROM BUILDING EXHAUST, FLUES, OR PLUMBING VENTS.
7. MECHANICAL CONTRACTOR TO VERIFY THAT NEW EQUIPMENT (FANS, ETC.) COMPLY WITH AVAILABLE POWER SOURCE. COORDINATE WITH ELECTRICIAN, GEN. CONTRACTOR.

MECHANICAL EQUIPMENT PLATFORM	N.T.S.	1	VENT/PIPE FLASHING DETAIL	N.T.S.	2	NOT USED	3	ROOF GENERAL NOTES
-------------------------------	--------	---	---------------------------	--------	---	----------	---	--------------------

REVISIONS: