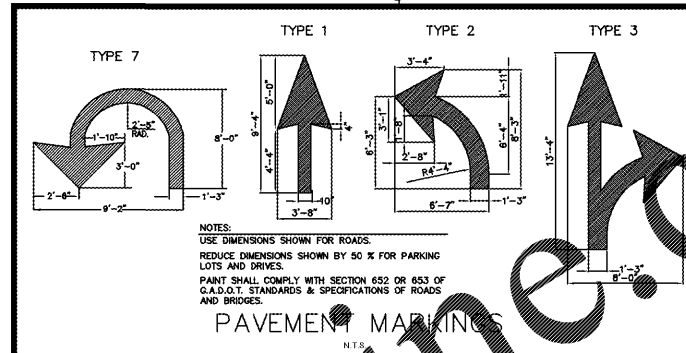
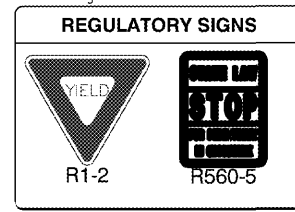




Know what's below.
Call before you dig.

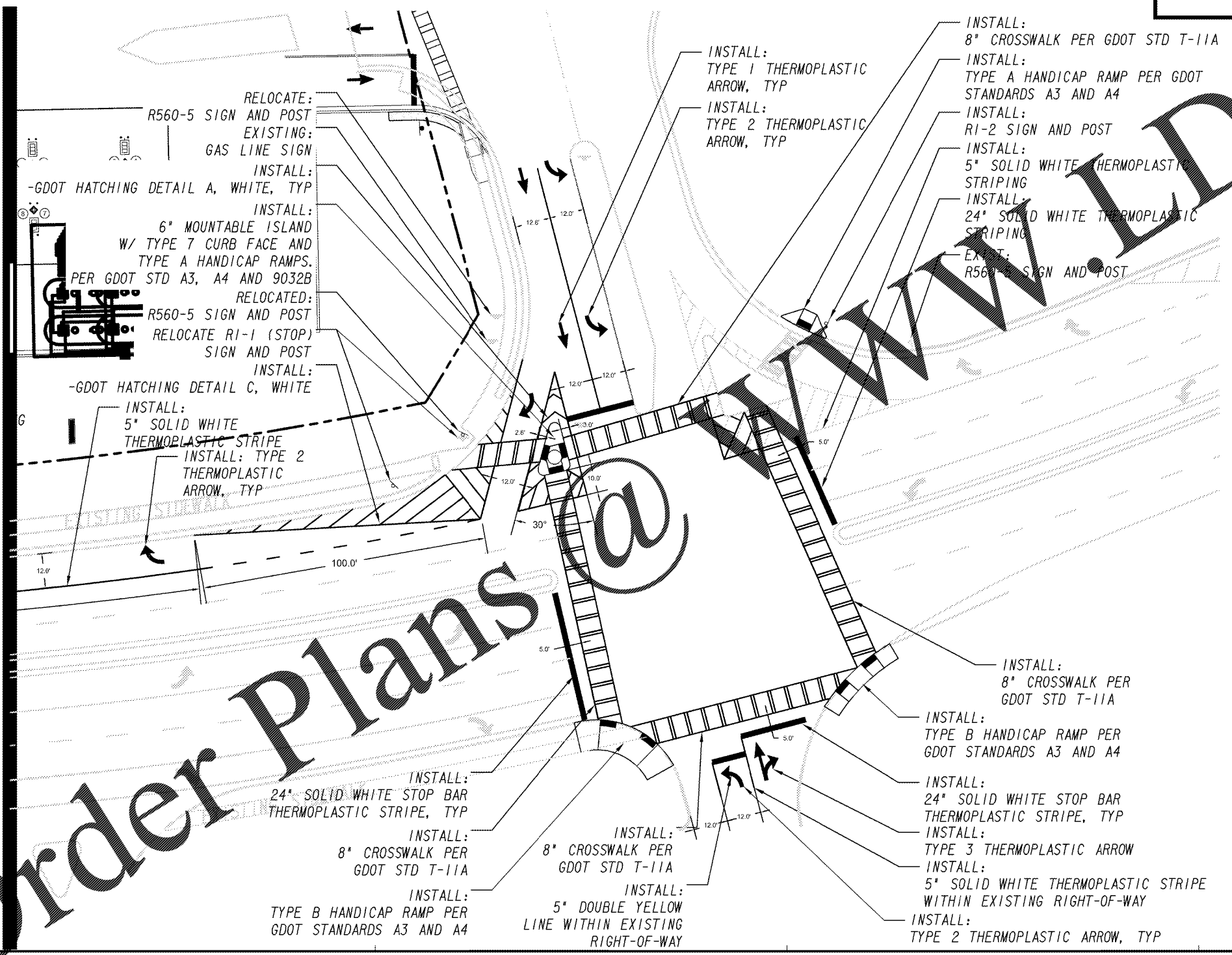
PREFORMED STRIPING NOTE

ALL STRIPING BEING INSTALLED ON PORTLAND CEMENT PAVING SHALL BE PREFORMED WITH BLACK CONTRASTING OUTLINE.



JACOBS Engineering Group
46 Liberty Avenue Blvd.
McDonough, Georgia 30253
Ph. 478-437-7000

MATCHLINE SHEET T4



RELOCATE:
R560-5 SIGN AND POST
EXISTING:
GAS LINE SIGN
INSTALL:
-GDOT HATCHING DETAIL A, WHITE, TYP
INSTALL:
6" MOUNTABLE ISLAND
W/ TYPE 7 CURB FACE AND
TYPE A HANDICAP RAMPS.
PER GDOT STD A3, A4 AND 9032B
RELOCATED:
R560-5 SIGN AND POST
RELOCATE R1-1 (STOP)
SIGN AND POST
INSTALL:
-GDOT HATCHING DETAIL C, WHITE
INSTALL:
5" SOLID WHITE
THERMOPLASTIC STRIPE
INSTALL: TYPE 2
THERMOPLASTIC
ARROW, TYP

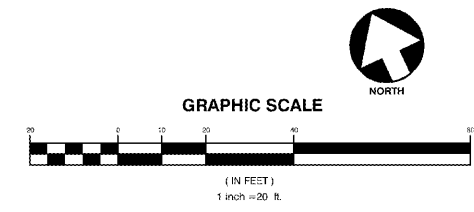
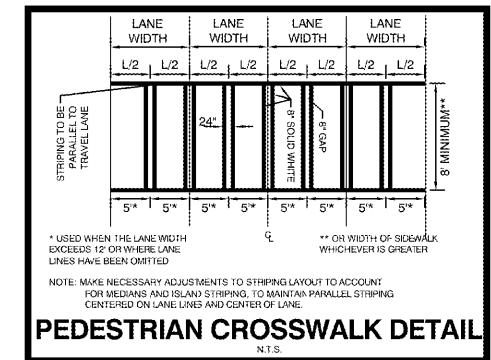
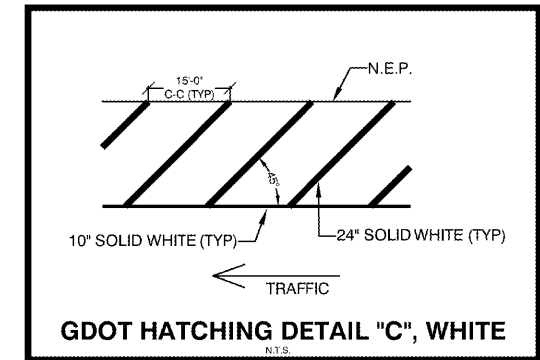
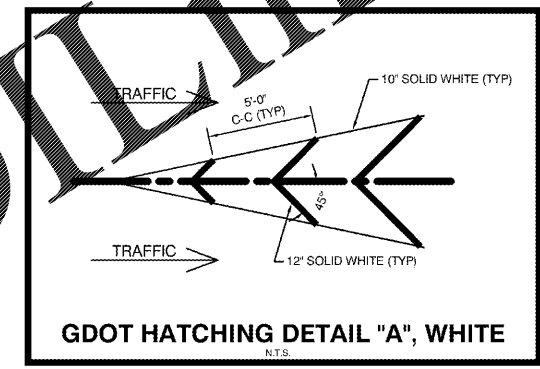
INSTALL:
TYPE 1 THERMOPLASTIC
ARROW, TYP
INSTALL:
TYPE 2 THERMOPLASTIC
ARROW, TYP

INSTALL:
8" CROSSWALK PER GDOT STD T-11A
INSTALL:
TYPE A HANDICAP RAMP PER GDOT
STANDARDS A3 AND A4
INSTALL:
R1-2 SIGN AND POST
INSTALL:
5" SOLID WHITE THERMOPLASTIC
STRIPING
INSTALL:
24" SOLID WHITE THERMOPLASTIC
STRIPING
EXIST:
R560-5 SIGN AND POST

INSTALL:
24" SOLID WHITE STOP BAR
THERMOPLASTIC STRIPE, TYP
INSTALL:
8" CROSSWALK PER
GDOT STD T-11A
INSTALL:
TYPE B HANDICAP RAMP PER
GDOT STANDARDS A3 AND A4

INSTALL:
8" CROSSWALK PER
GDOT STD T-11A
INSTALL:
5" DOUBLE YELLOW
LINE WITHIN EXISTING
RIGHT-OF-WAY

INSTALL:
8" CROSSWALK PER
GDOT STD T-11A
INSTALL:
TYPE B HANDICAP RAMP PER
GDOT STANDARDS A3 AND A4
INSTALL:
24" SOLID WHITE STOP BAR
THERMOPLASTIC STRIPE, TYP
INSTALL:
TYPE 3 THERMOPLASTIC ARROW
INSTALL:
5" SOLID WHITE THERMOPLASTIC STRIPE
WITHIN EXISTING RIGHT-OF-WAY
INSTALL:
TYPE 2 THERMOPLASTIC ARROW, TYP



ACCESS IMPROVEMENTS / SIGNAL DESIGN
FOR
RACETRAC PETROLEUM INC
3225 Cumberland Blvd, Suite 100
Atlanta, GA 30339
LOCATED IN LAND LOT 390, 4TH DISTRICT, 3RD SECTION, BARTOW COUNTY, GEORGIA

REV	DATE	REVISION DESCRIPTION

THIS LINE IS ONE INCH LONG WHEN PLOTTED FULL SCALE
THIS DRAWING MUST BE USED IN CONJUNCTION WITH THE APPLICABLE OR GOVERNING TECHNICAL SPECIFICATIONS AND OTHER CONTRACT DOCUMENTS.
PROJECT NO: EGXL0300
DATE: 07-23-2018
DWG NAME: EGXL0300 RACETRAC CARTERSVILLE 09-25-18.DWG
DRAWN: KRW
CHECKED: GKW
SCALE: 1" = 30'

SHEET TITLE
STAKING AND STRIPING PLAN
SHEET T5

CREATED: 9/25/2018 LAST SAVED: 9/28/2018 BY: WARR, GEOFFREY PLOT DATE: 9/28/2018

Order Plans @