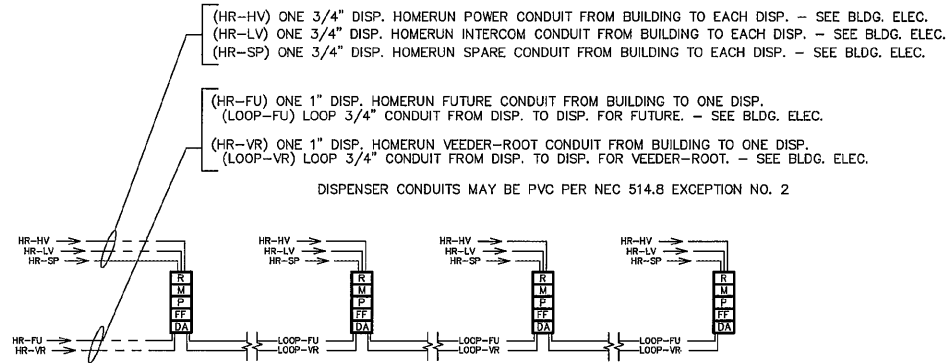
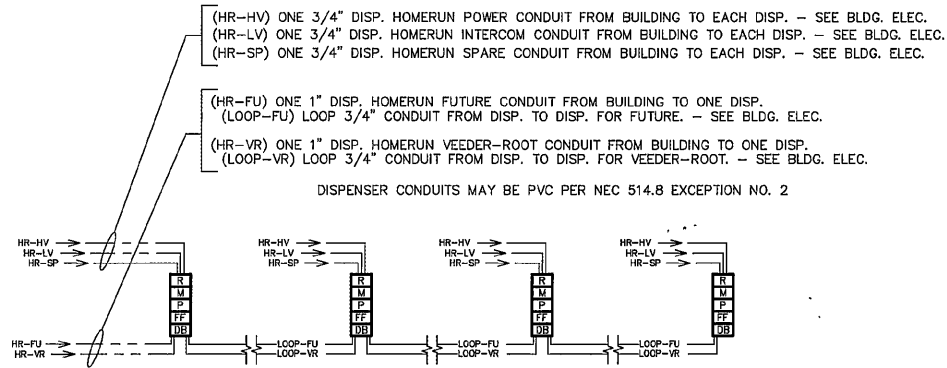


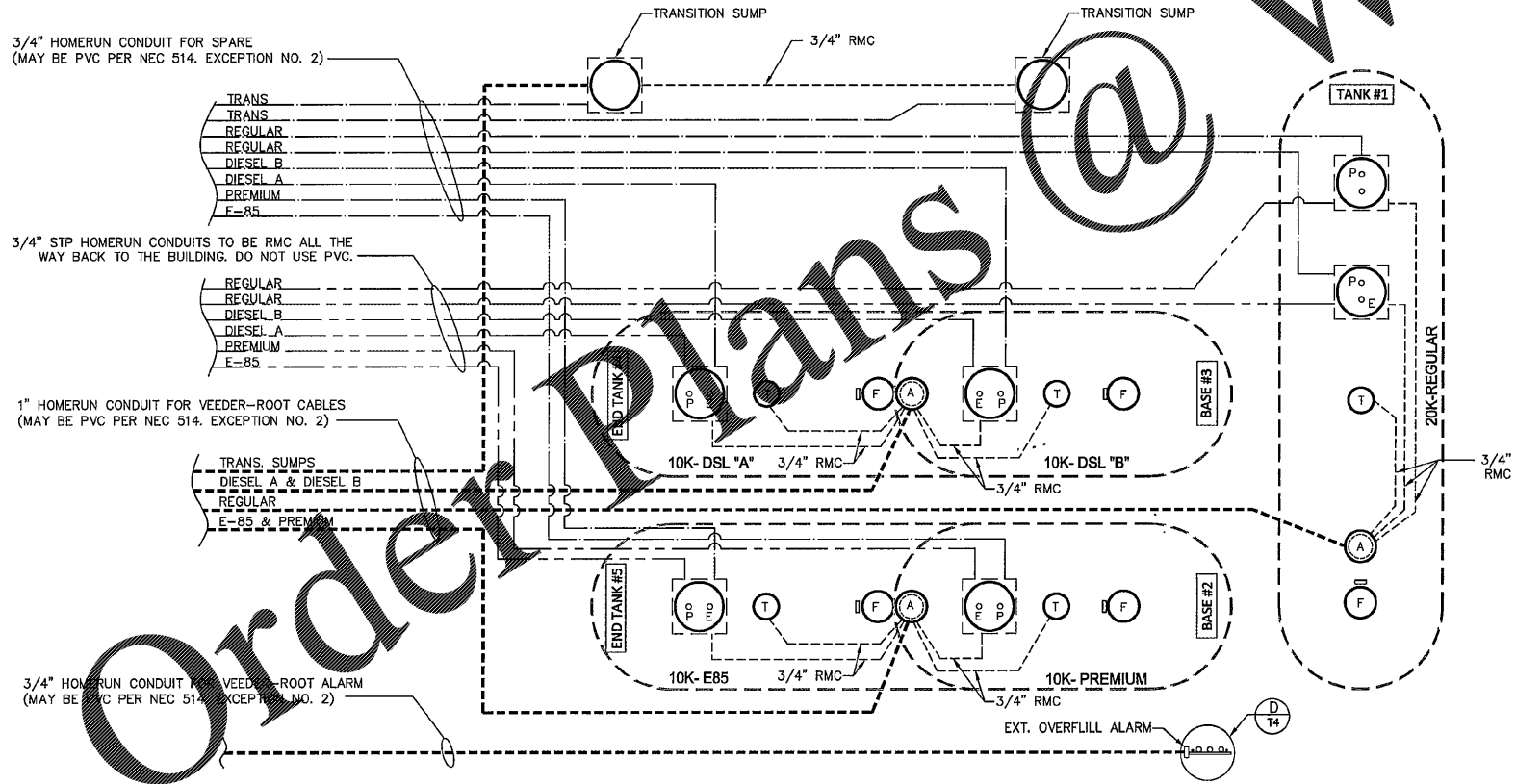
| DISPENSER LEGEND | |
|------------------|-------------------------|
| HV | - DISPENSER POWER |
| LV | - DISPENSER INTERCOM |
| VR | - DISPENSER VEEDER-ROOT |
| SP | - DISPENSER SPARE |
| FU | - DISPENSER FUTURE USE |
| HR | - HOMERUN FROM BUILDING |



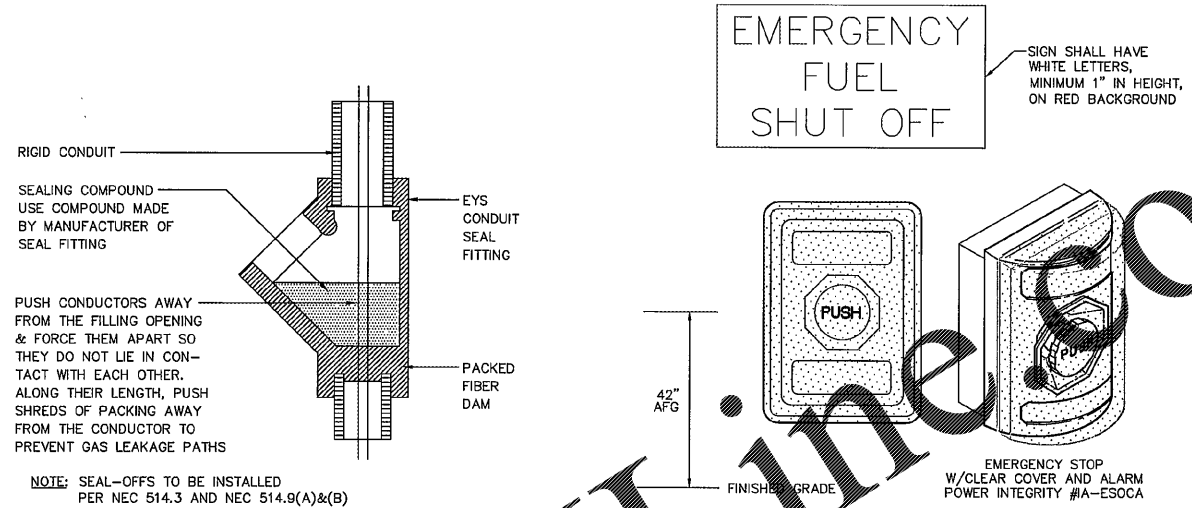
STORE SIDE
 ↑
 STREET SIDE



(A) DISPENSER LAYOUT / CONDUIT SCHEMATIC
 T1.2 NTS

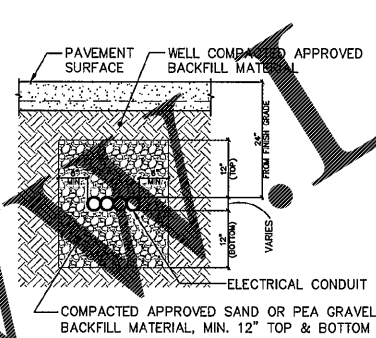


(B) TANK LAYOUT / CONDUIT SCHEMATIC
 T1.2 3/16"=1'-0"



SEAL FITTING INSTALLATION
 NTS

EXTERIOR EMERGENCY FUEL SHUT-OFF
 NTS



ELECTRICAL CONDUIT SECTION
 NTS

CONDUIT NOTES:

- DO NOT EXCEED 360° IN TOTAL BENDS FOR CONDUIT HOMERUNS PER NEC 344.26.
- CONDUIT FOR STP POWER TO BE RUN IN RMC ALL THE WAY FROM THE BUILDING. DO NOT USE PVC.
- PVC MAY BE USED PER NEC 514, EXCEPTION NO. 2 FOR VEEDER-ROOT HOMERUNS, DISPENSER POWER HOMERUNS, DISPENSER INTERCOM HOMERUNS, DISPENSER SPARE HOMERUNS AND DISPENSER FUTURE HOMERUNS.
- ALL CONDUIT LOOPS FOR TANKS AND AND DISPENSERS TO BE RMC. DO NOT USE PVC.
- INCREASE CONDUIT SIZE TO 1" FOR STP POWER WHEN #8 WIRE IS REQUIRED FOR VOLTAGE DROP. SEE WIRE/CABLE CHART THIS SHEET.
- REDUCE CONDUIT TO 3/4" AFTER SEAL-OFF IN STP SUMP WHEN 1" CONDUIT IS REQUIRED.
- INSTALL A SEAL-OFF FITTING ON ALL CONDUITS THAT ENTER AND LEAVE A STP SUMPS, TRANSITION SUMPS AND DISPENSER SUMPS.
- CONDUIT FILL SHALL NOT EXCEED 25% OF SEAL-OFF FITTING PER NEC 501.5(C)(6).

VEEDER-ROOT AND OVERFILL ALARM NOTES:

- ALL VEEDER-ROOT CONDUITS FOR TANK GAUGE, INTERSTITIAL AND SUMP SENSORS TO RUN DIRECTLY TO INTRINSICALLY SAFE VEEDER-ROOT GUTTER LOCATED INSIDE BUILDING.
- VEEDER-ROOT CONSOLE POWER, PLLD POWER AND RELAY WIRES TO RUN IN AN ISOLATED, SEPARATE CONDUIT.
- INTRINSICALLY SAFE VEEDER-ROOT TANK GAUGE AND LEAK DETECTION CABLES TO BE "BELDEN" #88760, 18 GAUGE, 300 VOLT SHIELDED 1-PAIR CABLE.
- INTRINSICALLY SAFE VEEDER-ROOT TANK GAUGE AND LEAK DETECTION CABLES TO BE INSTALLED IN SEPARATE CONDUIT WITH A #12 THWN GREEN GROUND WIRE. TERMINATE GROUND WIRE AT APPLETON J-BOX(S) AND/OR BUILDING INTRINSICALLY SAFE VEEDER-ROOT GUTTER AS OCCURS.
- INTERCOM CABLES TO BE "BELDEN" #88723, 22 GAUGE, 300 VOLT SHIELDED 2-PAIR CABLE.
- ALL TANK FARM AND DISPENSER HOMERUN CONDUITS TO BE PVC. THE LAST 10' ON BOTH ENDS OF CONDUIT RUN TO BE RMC (RIGID METAL CONDUIT). VEEDER-ROOT TANK FARM CONDUIT LOOPS BETWEEN TANK GAUGE, ANNULAR SPACE, STP SUMPS AND PIPING SUMPS TO BE RMC.
- ALL TANK FARM, DISPENSER AND SUMP HOMERUN CONDUITS TO HAVE SEAL-OFFS INSTALLED AT BOTH ENDS OF THE RUN. DISPENSER VEEDER-ROOT CONDUIT LOOPS TO BE RMC AND HAVE A SEAL-OFF ON BOTH ENDS. ALL VEEDER-ROOT CONDUIT LOOPS THAT PENETRATE STP AND TRANSITION SUMPS TO HAVE SEAL-OFFS.
- INSTALL (1) APPLETON GRSS-75 J-BOX AT EACH DISPENSER FOR VEEDER-ROOT CONDUIT LOOPS.
- VEEDER ROOT OVERFILL ALARM IS PRIMARY OVERFILL PROTECTION SOURCE.

| DISPENSER AND TANK WIRE/CABLE REQUIREMENTS | | | |
|---|-------------------------------|---------------------------------|-------------|
| ALL WIRE AND CABLE TO BE SUPPLIED AND INSTALLED BY CONTRACTOR | | | |
| DESCRIPTION | COLOR | *SIZE | |
| STP REGULAR #1 | (4 HP STP) TAN | #10 | (MAX. 200') |
| STP REGULAR #2 | (4 HP STP) BROWN | #10 | (MAX. 200') |
| STP PREMIUM | (2 HP STP) RED | #10 | |
| STP DIESEL "A" | (2 HP STP) YELLOW | #10 | |
| STP DIESEL "B" | (2 HP STP) ORANGE | #10 | |
| STP E85 | (2 HP STP) BLUE | #10 | |
| DISPENSER POWER | BLACK, WHITE & GREEN | #12 | |
| DISPENSER SPARES | PURPLE & GRAY | #12 | |
| DISPENSER REGULAR #1 SWITCH LEG | TAN | #12 | |
| DISPENSER REGULAR #2 SWITCH LEG | BROWN | #12 | |
| DISPENSER PREMIUM SWITCH LEG | RED | #12 | |
| DISPENSER DIESEL "A" SWITCH LEG | YELLOW | #12 | |
| DISPENSER DIESEL "B" SWITCH LEG | ORANGE | #12 | |
| DISPENSER E85 SWITCH LEG | BLUE | #12 | |
| DISPENSER DATA | BLACK & RED (DATA) | #18 TWISTED PAIR (12 TWISTS/FT) | |
| DISPENSER DATA | PURPLE & YELLOW (CRIND) | #18 TWISTED PAIR (12 TWISTS/FT) | |
| DISPENSER INTERCOM | (2) #22 SHIELDED TWISTED PAIR | BELDEN #88723 | |
| TLS-350 SENSORS | (1) #18 SHIELDED TWISTED PAIR | BELDEN #88760 | |

* MINIMUM WIRE SIZE. INCREASE WIRE SIZE & CONDUIT SIZE AS NEEDED TO MAINTAIN MAX. 3.0% VOLTAGE DROP FOR SITE SPECIFIC LAYOUT/ROUTING CONSISTENT WITH BUILDING ELECTRICAL DESIGN.

Racetrac
 COPYRIGHT NOTICE
 THESE PLANS ARE SUBJECT TO FEDERAL COPYRIGHT LAWS. ANY USE OF SAME WITHOUT THE EXPRESSED WRITTEN PERMISSION OF RACETRAC PETROLEUM, INC. IS PROHIBITED. 2011 RACETRAC PETROLEUM INC.

| ISSUE/REVISION RECORD | DESCRIPTION | DATE |
|-----------------------|-------------|------|
| | | |
| | | |

Racetrac
 RACETRAC PETROLEUM, INC.
 8225 CUMBERLAND BOULEVARD
 SUITE 100
 ATLANTA, GEORGIA 30388
 (770) 431-7600

PROJECT NAME
EAST MAIN ST.

CARTERVILLE
 GEORGIA
 1325 E. MAIN ST.

RACETRAC PROJECT NUMBER
1310

PLAN SERIES
2011 BR-RH-M90 0801

PLAN MODIFICATION NOTICE
 NO MODIFICATIONS APPLIED
 MODIFICATIONS APPLY

STANDARD PLAN BULLETINS (SPB) MODIFY THE PLAN SERIES SET NOTED ABOVE. THE SPB GIVEN ABOVE REPRESENTS THE LATEST MODIFICATION INCORPORATED TO THIS PLAN SERIES SET. CONTACT RACETRAC ENGINEERING AND CONSTRUCTION FOR ALL BULLETINS.

PROFESSIONAL SEAL

 RICHARD R. MORRIS
 GA REG # PE13292

PROJECT NUMBER
18154

SHEET TITLE
ELECTRICAL LAYOUT

SHEET NUMBER
RT-T1.1

ISSUED FOR CONSTRUCTION