

- R — REGULAR, 2" COAXIAL D/W F/G
- P — PREMIUM, 2" COAXIAL D/W F/G
- DA — DIESEL, 2" COAXIAL D/W F/G
- DB — DIESEL, 2" COAXIAL D/W F/G
- E85 — E85, 2" COAXIAL D/W F/G
- VR — VAPOR RECOVERY, 3" S/W F/G
- S — SIPHON, 2" COAXIAL D/W F/G
- FUS — FUTURE USE SIPHON, 2" COAXIAL D/W F/G
- V — VENT, 3" S/W F/G
- M — VAPOR MANIFOLD, 3" S/W F/G

- (P) SUBMERGED TURBINE PUMP
- (A) ANNULAR SPACE MONITOR
- (F) FILL
- (E) EXTRACTOR ASSEMBLY
- (V) STAGE 1 VAPOR RECOVERY STUB
- (T) TANK LEVEL MONITOR
- (M) MONITORING WELL (WHERE REQUIRED)

- (R) REGULAR
- (M) MID-GRADE (BLENDED, REG/PREM)
- (P) PREMIUM
- (FF) FLEX-FUEL (BLENDED, REG/E85)
- (DB) DIESEL (DB CAPPED AT SHEAR VALVE)

SHIFT TRANSITION SUMPS AS NEEDED TO ALIGN PRODUCT PIPING

PETROLEUM CONTRACTOR MUST PROVIDE AN ACCURATE, DETAILED AS-BUILT OF THE SYSTEM.

ALL PRODUCT PIPING TO BE AMERON DUALLOY 3000 LCX COAXIAL D/W F/G, U.N.O.

ALL EQUIPMENT USED FOR E0 AND E85 FUELS SHALL BE COMPATIBLE WITH THOSE PRODUCTS.

- (R) REGULAR
- (M) MID-GRADE (BLENDED, REG/PREM)
- (P) PREMIUM
- (FF) FLEX-FUEL (BLENDED, REG/E85)
- (DB) DIESEL (DA CAPPED AT SHEAR VALVE)

TANK, PIPING & INSTALLATION NOTES:

- ALL NEW PETROLEUM EQUIPMENT, MATERIALS, AND ACCESSORIES SHALL BE FDEP APPROVED. ALL PETROLEUM EQUIPMENT, MATERIALS, AND ACCESSORIES SHALL BE INSTALLED AND TESTED IN ACCORDANCE WITH APPLICABLE MANUFACTURER'S INSTRUCTIONS.
- ALL TANK AND PIPING INSTALLATION WORK IS TO BE PERFORMED BY A STATE REGISTERED POLLUTANT STORAGE SPECIALTY CONTRACTOR.
- ALL WORK SHALL BE PERFORMED IN ACCORDANCE WITH APPLICABLE STATE, COUNTY AND MUNICIPAL REQUIREMENTS AND THE FOLLOWING REFERENCE STANDARDS:

NATIONAL FIRE PROTECTION ASSOCIATION:
 FIRE CODE
 30 FLAMMABLE AND COMBUSTIBLE LIQUID CODE 2012 EDITION
 30A MOTOR FUEL DISPENSING FACILITIES & REPAIR GARAGE 2012
 329 UNDERGROUND LEAKAGE OF FLAMMABLE AND COMBUSTIBLE LIQUIDS
 70 NATIONAL ELECTRICAL CODE, 2011 EDITION

AMERICAN PETROLEUM INSTITUTE:
 1615 INSTALLATION OF UNDERGROUND PETROLEUM STORAGE SYSTEMS
 1604 RECOMMENDED PRACTICE FOR ABANDONMENT OR REMOVAL OF USED U.G. STORAGE TANKS

PETROLEUM EQUIPMENT INSTITUTE:
 RP100 RECOMMENDED PRACTICES FOR INSTALLATION OF U.G. LIQUID STORAGE TANKS

OCCUPATIONAL SAFETY AND HEALTH ADMINISTRATION:
 CONSTRUCTION SAFETY AND HEALTH REGULATIONS SUBPART P, 1902.50 THRU 1926.653

- THE CONTRACTOR SHALL BE RESPONSIBLE FOR SCHEDULING UNDERGROUND UTILITIES IDENTIFICATION BY CONTACTING SUNSHINE ONE CALL (1-800-432-4770) AND APPLICABLE MUNICIPAL JURISDICTION AT LEAST 48 HOURS PRIOR TO START OF CONSTRUCTION.
- THE CONTRACTOR SHALL BE RESPONSIBLE FOR GIVING REQUIRED NOTICE(S) AND SCHEDULING APPLICABLE CITY, COUNTY AND/OR STATE INSPECTIONS AS REQUIRED FOR PERMIT CLOSE OUT(S).

ELECTRICAL NOTES:

- N.E.C. ARTICLE 500 & 514 CONDITIONS FOR HAZARDOUS AREAS AND FUEL DISPENSING FACILITIES APPLY.
- PROVIDE EXPLOSION PROOF SEALS-OFFS IN ACCORDANCE WITH ARTICLES 500, 501 AND 514 (CLASS 1, DIVISION 1 & 2) NATIONAL ELECTRICAL CODE TYPICAL FOR ALL CONDUITS IN CLASS 1 LOCATIONS, INCLUDING LOW VOLTAGE CONDUITS.
- ALL CONDUITS IN CLASS 1 LOCATIONS SHALL BE GROUNDED AS PER NEC. 250.100 & 501.30.
- SEE DETAILS SHEETS RT-T1.0 THROUGH RT-T5.0 ATTACHED AND BUILDING/ELECTRICAL FOR PANEL SCHEDULES, LOAD AND CIRCUIT DETAILS.

N.F.P.A. NOTES:

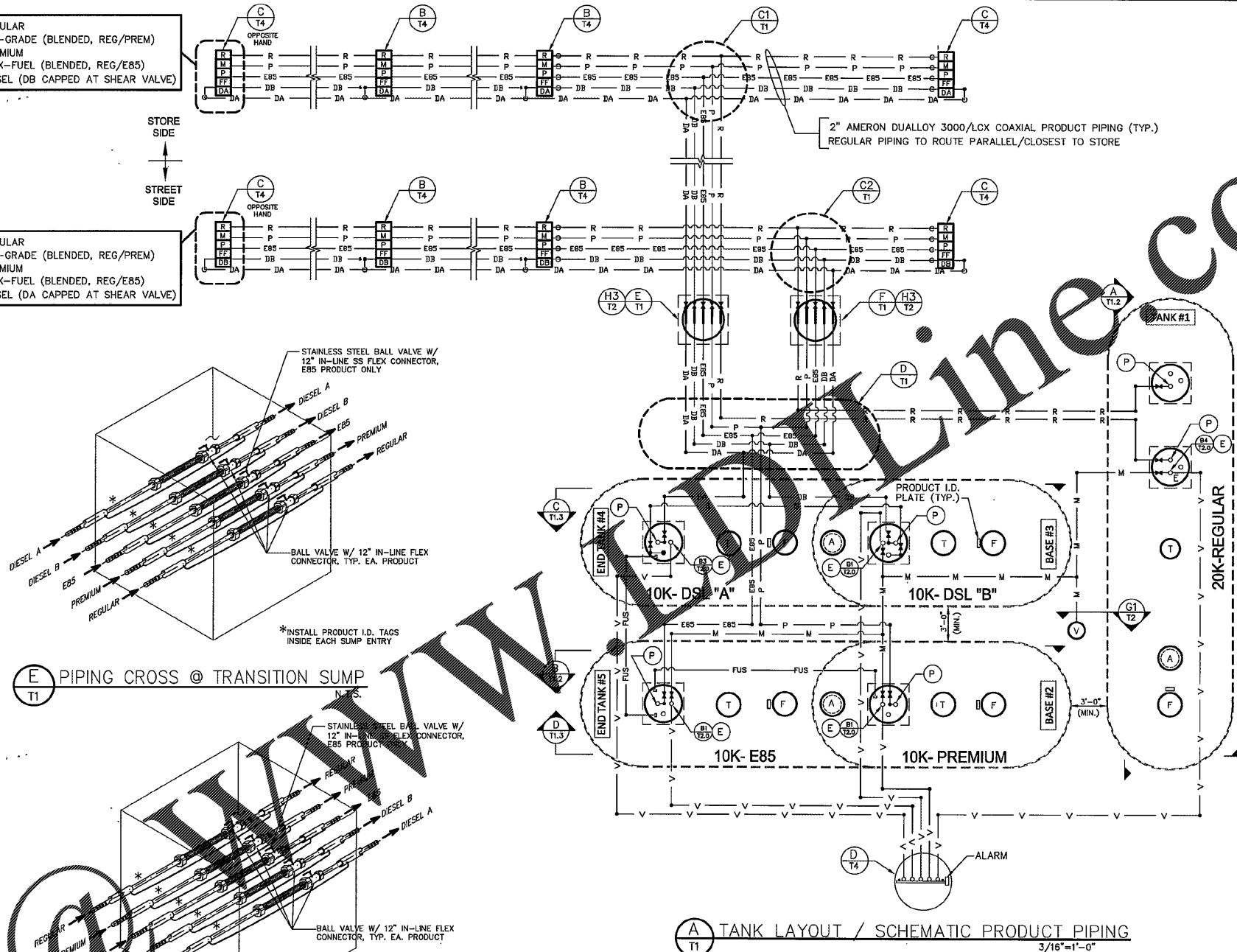
- CASHIER/ATTENDANT'S VIEW OF DISPENSING AREA SHALL REMAIN UNOBSTRUCTED & ONE ATTENDANT SHALL BE ON DUTY AT ALL TIMES PER NFPA 30A, 9.4.2.
- NEW NOZZLES TO BE EQUIPPED WITH AUTOMATIC SHUT-OFFS PER CONSISTENT WITH NFPA 30A, 6.6.1.
- NFPA 30A, 9.2.5.2/NFPA 10 HIGH FLOW FIRE EXTINGUISHER: AMEREX MODEL NO. 760, 4A:60B:C, 20 LBS CAPACITY OR EQUAL, ARE PROVIDED WITHIN 100 FT OF ALL DISPENSING PUMPS & FILL PIPE OPENINGS.
- EMERGENCY CONTROLS ARE PROVIDED AT LOCATION AS PER NFPA 30A, 6.7 (NOT MORE THAN 100 FT FOR ATTENDED SELF-SERVICE DISPENSING AREA & MORE THAN 20 FT BUT LESS THAN 100 FT FOR UNATTENDED).
- NFPA 30A, 9.2.5.4: "NO SMOKING...TURN OFF ENGINE" SIGNAGE IS PROVIDED @ EA. FUEL ISLAND.
- NFPA 30A, 9.5.3: "EMERGENCY INSTRUCTIONS" SIGNAGE IS PROVIDED @ EA. FUEL ISLAND.
- THE AUTHORITY HAVING JURISDICTION SHALL BE GIVEN ADVANCE NOTIFICATION OF THE TIME AT WHICH ACCEPTANCE TESTS FOR ALL SAFETY-RELATED PRODUCT CONTROL EQUIPMENT ARE TO BE PERFORMED SO THAT THE AUTHORITY CAN WITNESS THE TEST, PER NFPA 1, 4.5.8.6.

PIPING NOTES:

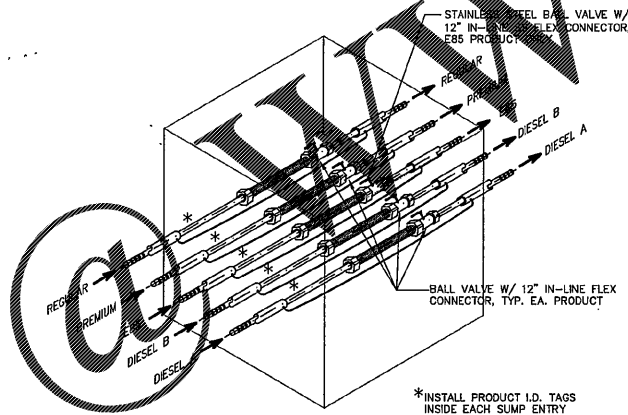
- NEW UNDERGROUND PRODUCT PIPING TO BE AMERON DUALLOY 3000 LCX COAXIAL D/W F/G, U.N.O.
- PRODUCT LINES AND VENT LINES TO SLOPE MIN. 1/8" PER FOOT DOWN TO UNDERGROUND TANKS.
- NEW FIBERGLASS PIPING TO BE INSTALLED IN ACCORDANCE WITH MANUFACTURER'S REQUIREMENTS FOR PIPE INSTALLATION, DESIGN DETAILS, (RT-T1.0 THRU RT-T4.0) & SPECIFICATIONS (RT-T5.0) AS SHOWN ON THESE DRAWINGS.

TANK NOTES:

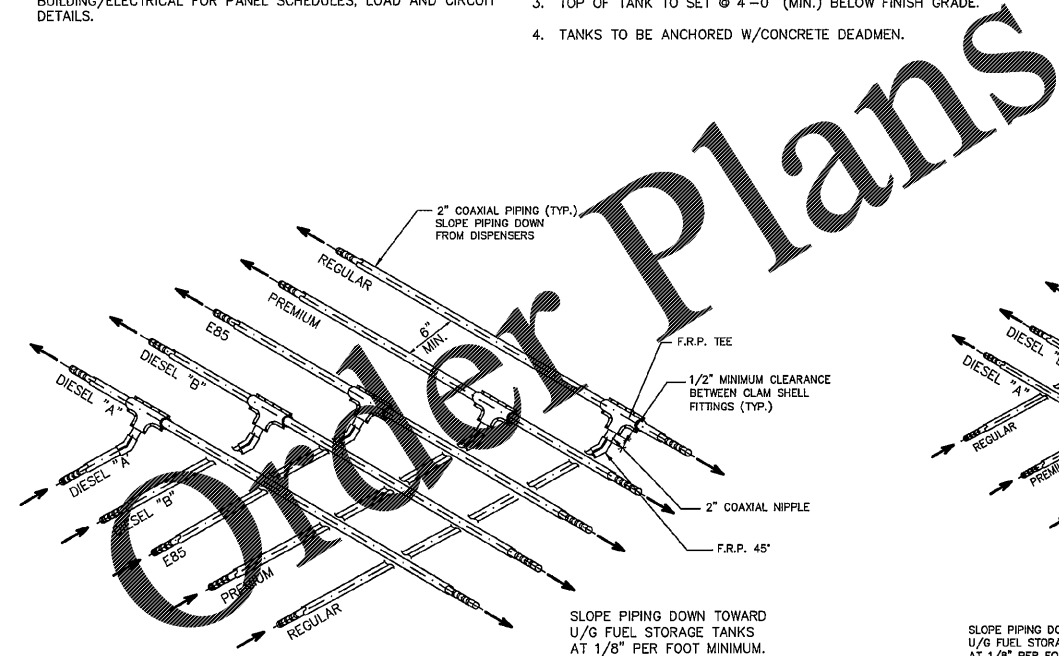
- TANKS TO BE XERXES DOUBLE-WALL FIBERGLASS UL-1316. SEE SHEET RT-T4.0 FOR CALL-OUT.
- TANKS TO BE INSTALLED IN ACCORDANCE WITH NFPA 30, CHAPTER 23 AND MANUFACTURER'S REQUIREMENTS FOR INSTALLATION DESIGN DETAILS (RT-T1.0 THRU RT-T4.0) & SPECIFICATIONS (RT-T5.0) AS SHOWN ON THESE DRAWINGS.
- TOP OF TANK TO SET @ 4'-0" (MIN.) BELOW FINISH GRADE.
- TANKS TO BE ANCHORED W/CONCRETE DEADMEN.



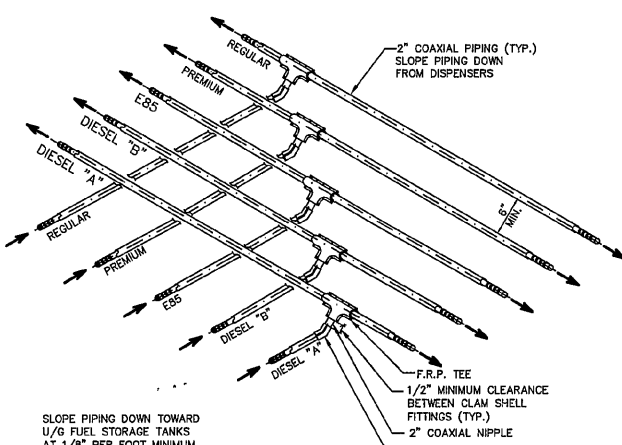
(E) PIPING CROSS @ TRANSITION SUMP N.T.S.



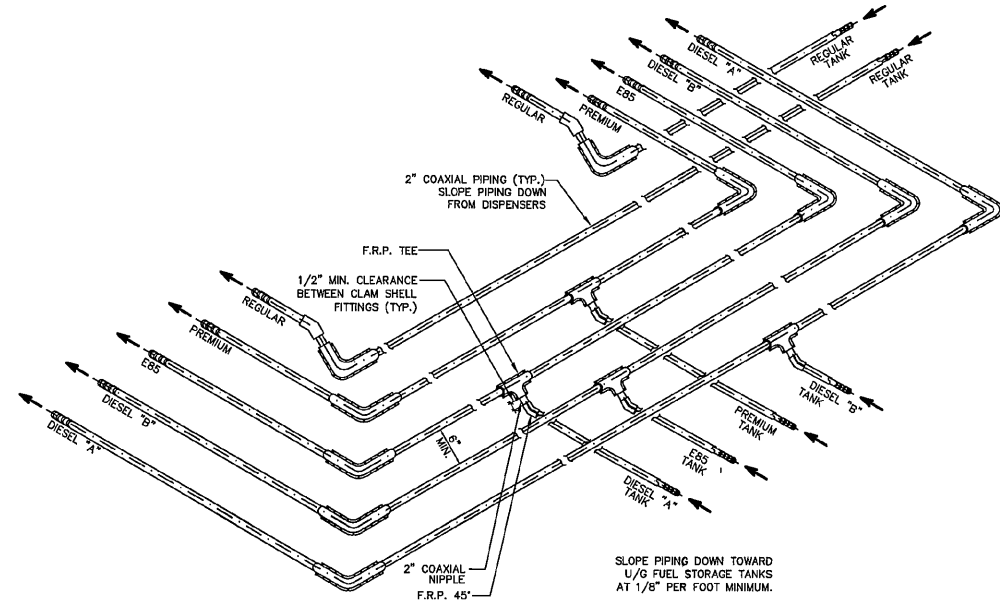
(F) PIPING CROSS @ TRANSITION SUMP N.T.S.



(C1) PIPING CROSS UNDER ISOMETRIC DETAIL N.T.S.



(C2) PIPING CROSS UNDER ISOMETRIC DETAIL N.T.S.



(D) PIPING CROSS UNDER ISOMETRIC DETAIL N.T.S.

(A) TANK LAYOUT / SCHEMATIC PRODUCT PIPING 3/16"=1'-0"

Racetrac
 EQUIPMENT NOTICE
 THESE PLANS ARE SUBJECT TO FEDERAL COPYRIGHT LAWS. ANY USE OF SAME WITHOUT THE EXPRESSED WRITTEN PERMISSION OF RACETRAC PETROLEUM, INC. IS PROHIBITED. 2011 RACETRAC PETROLEUM, INC.

ISSUE/REVISION	RECORDED	DESCRIPTION
DATE		

Racetrac
 RACETRAC PETROLEUM, INC.
 3225 CUMBERLAND BOULEVARD
 SUITE 100
 ATLANTA, GEORGIA 30339
 (770) 451-7000

PROJECT NAME
EAST MAIN ST.

CARTERVILLE GEORGIA
 1325 E. MAIN ST.

RACETRAC PROJECT NUMBER
1310

PLAN SERIES
2011 BR-RH-M90 0801

PLAN MODIFICATION NOTICE
 NO MODIFICATIONS APPLIED
 MODIFICATIONS APPLY

STANDARD PLAN BULLETINS (SPB) MODIFY THE PLAN SERIES SET NOTED ABOVE. THE SPB GIVEN ABOVE REPRESENTS THE LATEST MODIFICATION INCORPORATED TO THIS PLAN SERIES SET. CONTACT RACETRAC ENGINEERING AND CONSTRUCTION FOR ALL BULLETINS.

PROFESSIONAL SEAL

 RICHARD R. MORRIS
 GA REG # PE013927

PROJECT NUMBER
18154

SHEET TITLE
TANK & PIPING LAYOUT

SHEET NUMBER
RT-T1.0
 ISSUED FOR CONSTRUCTION