

GENERAL NOTES

1. ALL CONVENIENCE OUTLETS SHALL BE MOUNTED AT 18" AFF UNLESS NOTED OTHERWISE.
2. ELECTRICAL CONTRACTOR SHALL FIELD VERIFY ALL ELECTRICAL CONNECTION TYPES AND PROVIDE APPROPRIATE PLUG AND RECEPTACLE CONTRACTOR IS RESPONSIBLE FOR MAKING ALL FINAL CONNECTIONS TO EQUIPMENT PROVIDED BY OTHERS.
3. TWO CAT5 CABLE WITH RJ-45 CONNECTORS IS TO BE PULLED FROM THE ATM TO THE PHONE BOARD. ALL CAT5 CABLES ARE TO BE CLEARLY LABELED (NOT HAND WRITTEN) AT EACH END.

RaceTrac
 THESE PLANS ARE SUBJECT TO FEDERAL COPYRIGHT LAWS. ANY USE OF SAME WITHOUT THE EXPRESSED WRITTEN PERMISSION OF RACETRAC PETROLEUM, INC. IS PROHIBITED. © 2016 RACETRAC PETROLEUM, INC.

DESIGN PROFESSIONALS
HILL
HILLFOLEYROSSI
 & ASSOCIATES

ARCHITECTURE
 ENGINEERING

3680 Pleasant Hill Road
 Suite 200
 Duluth, Georgia 30096
 p 770.622.9858
 f 770.622.9535
 www.hillfoleyrossi.com

© Copyright (as dated below)
 This drawing and all reproductions thereof are the property of Hillfoleyrossi & Associates, LLC (HRA). It is intended for the sole use of the project named herein. Reproduction without the written consent of HRA is prohibited. All copies are to be returned to HRA upon project completion.

ISSUE/REVISION RECORD

DATE	DESCRIPTION
08/21/18	ISSUED FOR PERMIT

RaceTrac

RACETRAC PETROLEUM, INC.
 200 GALLERIA PARKWAY SOUTHEAST
 SUITE 900
 ATLANTA, GEORGIA 30339
 (770) 431-7600

PROJECT NAME

EAST MAIN STREET

CARTERSVILLE GEORGIA
 1325 E. MAIN ST.
 CARTERSVILLE, GA 30121

RACETRAC STORE NUMBER

1310

PROTOTYPE SERIES 5.5K 2.0 2018 RH MO

PLAN MODIFICATION NOTICE

SPB NO. DATE

STANDARD PLAN BULLETINS (SPB) MODIFY THE PROTOTYPE SERIES SET NOTED ABOVE. THE LISTED SPB REPRESENTS THE LATEST MODIFICATION INCORPORATED TO THIS PROTOTYPE SERIES SET AT ORIGINAL RELEASE. THE ISSUE/REVISION RECORD COLUMN ABOVE LISTS ANY REVISIONS OR SPB INCORPORATED IN THIS SET AFTER THE ORIGINAL RELEASE. CONTACT RACETRAC ENGINEERING AND CONSTRUCTION FOR ANY SUBSEQUENT BULLETINS NOT INCORPORATED HEREIN.

PROFESSIONAL SEAL



08/21/18

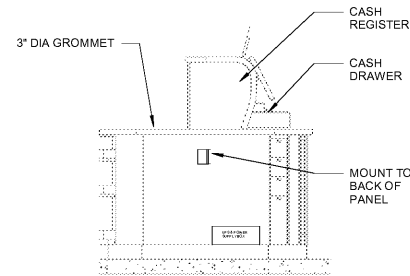
PROJECT NUMBER
 18.714.00

SHEET TITLE
ENLARGED POWER PLANS

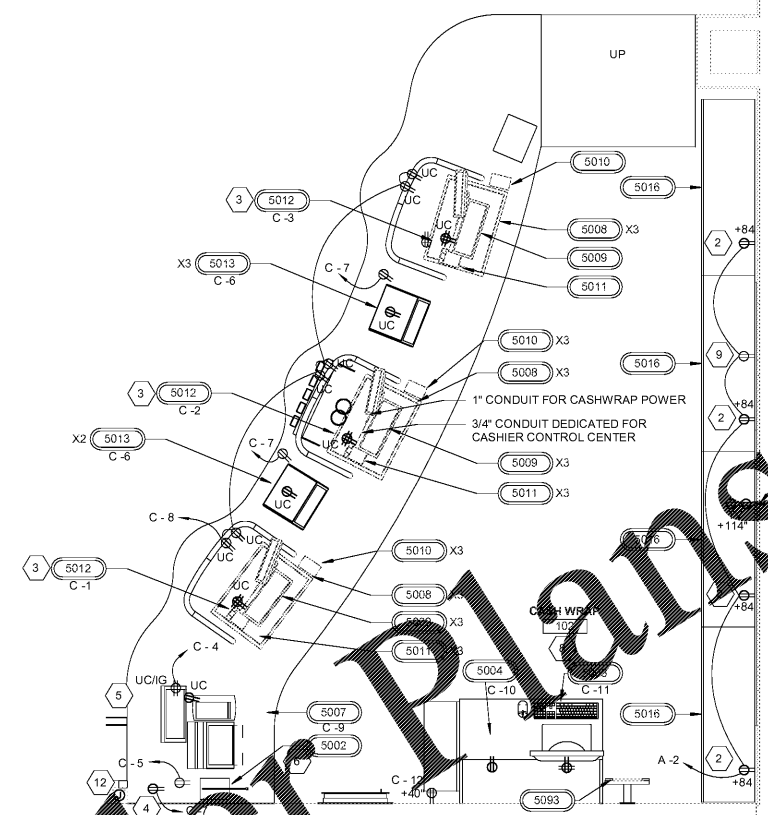
SHEET NUMBER

E111

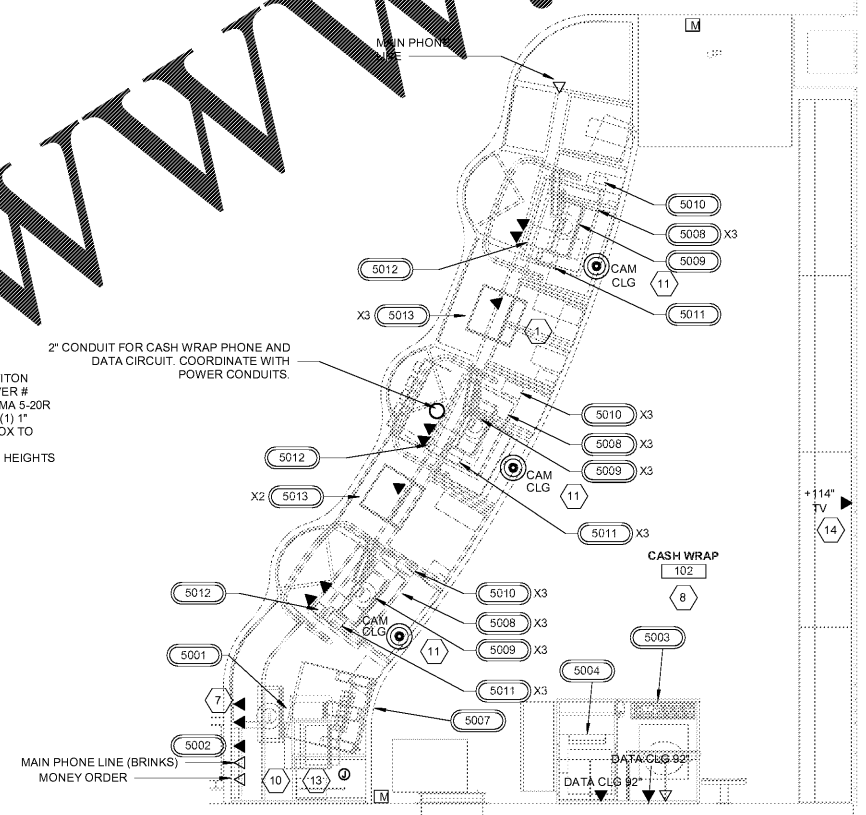
ISSUED FOR PERMIT



3 CASHWRAP SECTION
 1/2" = 1'-0"



ENLARGED CASH WRAP POWER PLAN
 1/2" = 1'-0"



2 ENLARGED CASH WRAP LOW VOLTAGE PLAN
 1/2" = 1'-0"

WWW.LDILine.com

Order Plans