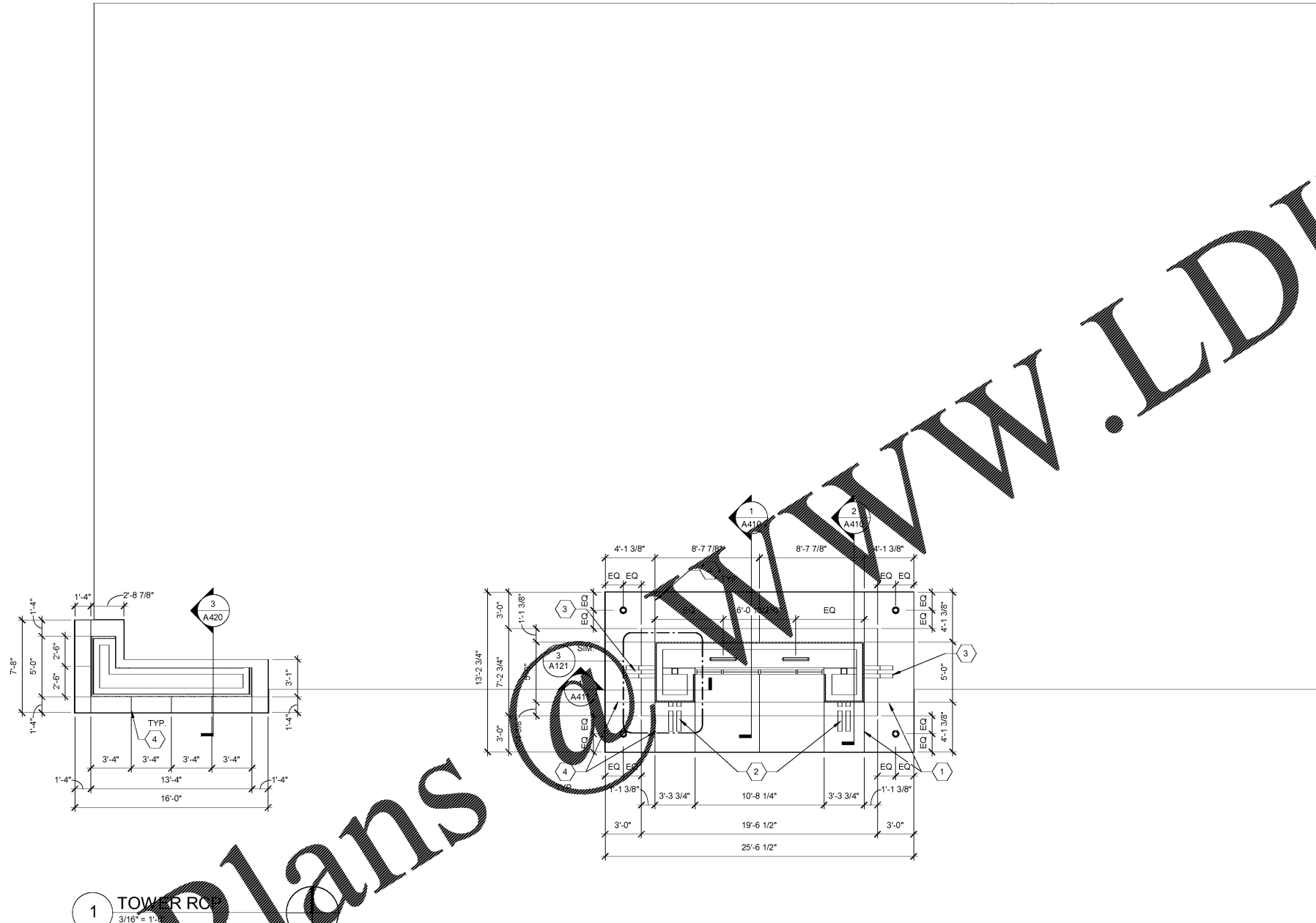


Order Plans

























GENERAL NOTES

1. ALL DIMENSIONS ARE TO FACE OF FINISH UNLESS NOTED OTHERWISE.
2. REFER TO SHEET A500 FOR INTERIOR FINISH LEGEND.
3. REFER TO ELECTRICAL SHEETS FOR LIGHTING FIXTURE SCHEDULE.
4. REFER TO MECHANICAL SHEETS FOR DIFFUSER SCHEDULE.
5. REFER TO WALL SECTIONS FOR SOFFIT CONSTRUCTION. ALL SOFFITS SHALL BE CONSTRUCTED OF ARMSTRONG DRYWALL CEILING GRIDS UNLESS OTHERWISE INDICATED.

SHEET NOTES

- 1 ALIGN JOINT WITH PIECE TYPICAL OF ALL JOINTS AT PIERS
- 2 BRACKET TYPE A
- 3 BRACKET TYPE B
- 4 BRACKET REVEAL LINE

REFLECTED CEILING PLAN LEGEND

-  EXTERIOR LIGHT FIXTURE
-  SURFACE MOUNTED LIGHT FIXTURE
-  DIRECTIONAL LIGHT FIXTURE
-  LIGHT FIXTURE
-  2x4 LIGHT FIXTURE
-  2x4 LIGHT FIXTURE
-  4" RECESSED DIRECTIONAL LIGHT; REFER TO ELECTRICAL LIGHTING SCHEDULE FOR SPECIFIC MODEL
-  6" RECESSED CAN LIGHT; REFER TO ELECTRICAL LIGHTING SCHEDULE FOR SPECIFIC MODEL
-  EXIT SIGN
-  EXTERIOR WALL MOUNTED CEILING FAN
-  EXTERIOR GRADE RECESSED SPEAKER
-  SLOT DIFFUSER
-  2x2 CEILING DIFFUSER
-  2x2 RETURN AIR GRILLE
-  2x4 RETURN AIR GRILLE
-  RESTROOM DIFFUSER
-  RESTROOM EXHAUST
-  ACOUSTICAL CEILING TILE
-  GYPSUM WALL BOARD CEILING
-  EXTERIOR SOFFIT MATERIAL - EIFS (EF-1)
-  EXTERIOR SOFFIT MATERIAL COLOR TO MATCH SW #6113 INTERACTIVE CREAM
-  WOOD LOOK CEILING MANUFACTURED SOFFIT

RaceTrac

THESE PLANS ARE SUBJECT TO FEDERAL COPYRIGHT LAWS. ANY USE OF SAME WITHOUT THE EXPRESSED WRITTEN PERMISSION OF RACETRAC PETROLEUM, INC. IS PROHIBITED. 2016 RACETRAC PETROLEUM INC.

DESIGN PROFESSIONALS



**ARCHITECTURE
ENGINEERING**

3680 Pleasant Hill Road
Suite 200
Duluth, Georgia 30096
p 770.622.9858
f 770.622.9535
www.hillfoleyrossi.com

This drawing and all information thereon are the property of Hill Foley Rossi & Associates, LLC (HFR). It is intended for the use of the project named herein. Reproduction without the written consent of HFR is prohibited. All rights are reserved to HFR upon project completion.

ISSUE/REVISION RECORD

DATE	DESCRIPTION
08/21/18	ISSUED FOR PERMIT

RaceTrac

RACETRAC PETROLEUM, INC.
200 GALLERIA PARKWAY SOUTHEAST
SUITE 900
ATLANTA, GEORGIA 30339
(770) 431-7800

PROJECT NAME

EAST MAIN STREET

CARTERSVILLE GEORGIA

1325 E. MAIN ST.
CARTERSVILLE, GA 30121

RACETRAC STORE NUMBER

1310

PROTOTYPE SERIES 5.5K 2.0

2018 RH MO

PLAN MODIFICATION NOTICE

SPB NO. DATE

STANDARD PLAN BULLETINS (SPB) MODIFY THE PROTOTYPE SERIES SET NOTED ABOVE. THE LISTED SPB REPRESENTS THE LATEST MODIFICATION INCORPORATED TO THIS PROTOTYPE SERIES SET AT ORIGINAL RELEASE. THE ISSUE/ REVISION RECORD COLUMN ABOVE LISTS ANY REVISIONS OR SPB INCORPORATED IN THIS SET AFTER THE ORIGINAL RELEASE. CONTACT RACETRAC ENGINEERING AND CONSTRUCTION FOR ANY SUBSEQUENT BULLETINS NOT INCORPORATED HEREIN.

PROFESSIONAL SEAL



PROJECT NUMBER

18.714.00

SHEET TITLE

TOWER REFLECTED CEILING PLAN AND DETAILS

SHEET NUMBER

A151

ISSUED FOR PERMIT