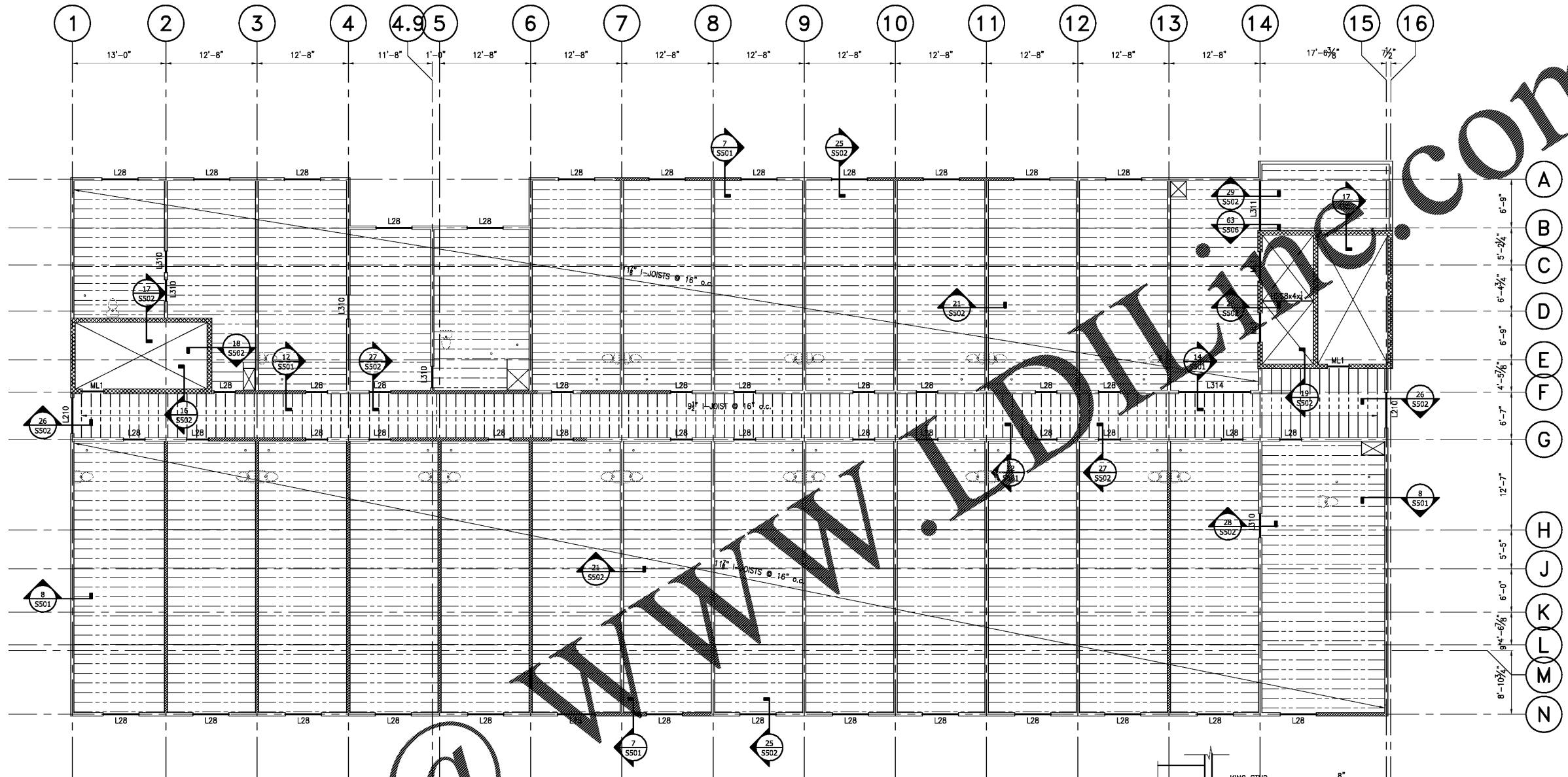
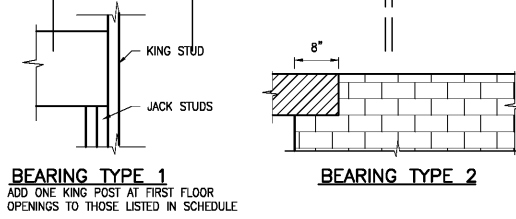


Order Plans @



FOURTH FLOOR FRAMING PLAN
 1/8" = 1'-0" FINISHED FLOOR +35'-1"




BEARING TYPE 1
 ADD ONE KING POST AT FIRST FLOOR
 OPENINGS TO THOSE LISTED IN SCHEDULE

LINTEL SCHEDULE				
MARK	SIZE	DETAIL	BEARING TYPE	SUPPORT
L28	(2) 2x8		1	2 JACK STUDS 1 KING STUD
L38	(3) 2x8	(2) 1/2" PLYWOOD	1	2 JACK STUDS 1 KING STUD
L210	(2) 2x10		1	2 JACK STUDS 1 KING STUD
L310	(3) 2x10	(2) 1/2" PLYWOOD	1	2 JACK STUDS 1 KING STUD
	NONE LOAD BEARING LINTELS	(2) 2x8	1	1 JACK STUD 1 KING STUD
L311	(3) 1 3/4"x1 1/4" LVL	1/2" LUAN	1	2 JACK STUDS 1 KING STUD
L314	(3) 1 3/4"x1 1/4" LVL	1/2" LUAN	1	3 JACK STUDS 1 KING STUD
ML1	8FB-1B CAST CRETE		2	

WES WHISONANT ENGINEERING SERVICES, LLC
 22 South Carolina Street
 Lexington, South Carolina 29072
 (803) 957-4008
 Email: bill@weslex.com

This Drawing and The Work Herein Are the Property of Whisonant Engineering Services, LLC. The Recipient/Client/Owner/Contractor Shall Not Reproduce, Copy, Distribute, or Use This Drawing or Work Herein for Any Purpose Without the Express Written Consent of Whisonant Engineering Services, LLC.



NO.	DATE	REVISION

HOME 2 SUITES
 2630 WILDE LAKE BLVD
 PENSACOLA, FL 32526

RELEASED FOR:
 PRELIMINARY ONLY
 BIDDING/PRICING
 PERMIT
 CONSTRUCTION
 DATE : 08-06-18

DRAWING TITLE:
FOURTH FLOOR FRAMING PLAN

SCALE: AS SHOWN
 PROJECT NO: 037502
 DATE: 08-06-18
 DRAWN BY: JVS
 CHECKED BY: WJW

SHEET NO:
S203