

KEY NOTES: DESIGN DEVELOPMENT

- PTAC UNIT
- DESIGNATED REQ'D CLEAR FLOOR SPACE PER ACCESSIBILITY REQ'S. SEE DETAIL ON SHEET A10.01 IN REFERENCE TO APPROACH CLEARANCES. VERIFY REQ'D CLEARANCES FOR APPROACH TO ACCESSIBLE EQUIPMENT & AREAS AS SPECIFIED BY ACCESSIBILITY. REFER TO HADG FOR FURTHER INFO.
- IN BATHROOM LOCATIONS ONLY, LIGHT SWITCH EQUIPPED WITH NIGHT-LIGHT. MAINTAIN 2" DISTANCE FROM ALL OTHER DEVICES. MOUNTED 50" TOP OF SWITCH IS 48" MAX A.F.F.
- BLACK OUT ROLLER SHADE
- SHOWER ENCLOSURE W/ TEMPERED GLASS DOOR
- FLOOR DRAIN
- PRE-MANUFACTURED SHOWER PAN
- CEILING MOUNTED DRAPERY ROD--PROVIDE BLOCKING PER REQ'D
- ALTERNATE LOCATION OF DOOR FOR CHANGING TOOLS AND ACCESSIBLE ROOMS--REFER TO DRAWING FOR LOCATION OF ACCESSIBLE ROOMS
- DEDICATED CIRCUIT FOR DISHWASHER
- RANGETOP STYLE MICROWAVE MOUNTED TO WALL
- FULL HEIGHT MIRROR
- BED BENCH (ON THIS SIDE W/ FULL HEIGHT MIRROR) TO BE INSTALLED TO MATCH ADJACENT CASEGOODS
- WARRANTY/ROLLING GARMENT STORAGE--REFER TO HADG FOR WIRE MOUNTED ROOMS
- DEDICATED CIRCUIT FOR GARBEAGE DISPOSAL
- REFRESHMENT ROOMS
- FIREFIRE EXTINGUISHER LOCATIONS
- DEVICE SHOWN THIS LOCATION ON PLAN FOR CLARITY. REFER TO ELEVATIONS FOR EXACT POSITION
- RECESSED CEILING LIGHT FOR WET LOCATIONS W/ SHATTER PROOF LENS
- TOILET EXHAUST GRILLE
- MAKE-UP AIR DIFFUSER
- OUTLINE OF SOFA
- APPROXIMATE LOCATIONS OF MILLWORK SUPPORTS ON FLOOR. PROVIDE SHIMS OR LEVELERS UNDER SUPPORTS TO PREVENT CARPET CRUSHING.
- ROOM SIGNAGE
- WIRELESS THERMOSTAT FOR PTAC (ACCESSIBLE ROOMS ONLY). MOUNTED 48" MAX TO TOP OF DEVICE
- EXTEND J-BOX, DEVICE & COVER PLATE FLUSH W/ MILLWORK BACK PANEL
- DROPPED GYPSUM BOARD BULKHEAD @ ROUGH OPENING - WHERE PRE-MANUFACTURED SHOWER INSERT IS, INDICATED MAKE SURE ROUGH OPENING FROM FACE OF GYPSUM BOARD
- WALL SCONCE (WALL SCONCE AT ACCESSIBLE ROOM MUST NOT PROJECT MORE THAN 1" FROM WALL) - HARDWARE FIXTURE TO WALL-- CONTRACTOR TO VERIFY J-BOX TYPE TO ENSURE PROPER INSTALLATION
- DOORBELL ON/OFF SWITCH (C.F. ROOMS ONLY) SIGNAGE AS REQ'D
- START TILE @ DOOR W/ ONE ROW OF FULL TILES
- EDGE OF PTAC ABOVE CARPET TILES
- MIN. CEILING HEIGHT MUST BE MAINTAINED - REFER TO HOME 2 SUITES BY HILTON STANDARDS MANUAL
- FRAMING SUBCONTRACTOR TO PROVIDE 3/4" F.R.T. PLYWOOD BLOCKING TO RECEIVE ITEM INDICATED - EXTEND FULL LENGTH OF OBJECT
- GENERAL CONTRACTOR TO COORDINATE W/ FIXTURE FABRICATOR WHERE NECESSARY TO PROVIDE PROPER BLOCKING IN WALL FOR ITEM KEYNOTED
- OPTIONAL CATS & ELECTRICAL FOR CONNECTIVITY PANEL - THIS LOCATION IN MILLWORK
- SWITCHES CONTROLLING MECHANICAL SHADES - REFER TO FFE MANUAL
- OUTLET ABOVE MICROWAVE - REFER TO ROOM ELEVATION MOUNT DEVICE HORIZONTALLY--FACE PLATE TO BE WHITE
- REQ'D ACCESSIBLE CLEAR FLOOR AREA DESIGNATION
- INDICATES DIRECTION OF CARPET PATTERN
- CENTER ARTWORK OVER SOFA
- COUNTERTOP MICROWAVE
- GRAPHIC ART REFER TO ACCESSORIES LEGEND & CONSTRUCTION PLAN
- DATA/POWER RECEPTACLE LOCATION FOR CONNECTIVITY PANEL
- ADDITIONAL VORN STROBE LOCATED IN C.F. BATHROOMS ONLY
- WHEN AN OPTIONAL WIRED CONNECTION FOR GUEST IS ALSO PROVIDED, ANOTHER CAT5-RJ45 CABLE TERMINATED ON AN 8-PIN RJ45 FEMALE JACK MUST BE PROVIDED ON THE WALL BELOW THE DESKWORK AREA. MAINTAIN 2" CLEARANCE FROM ALL OTHER OUTLETS AND DEVICES. A PATCH CORD SHOULD BE PROVIDED AT THE DESKTOP FOR GUEST CONVENIENCE.
- EACH CABLE MUST HOMERUN IN EVERY GUESTROOM AND THE IDF ON EACH FLOOR
- PROVIDE (1) CAT5-RJ45 CABLE IN EVERY GUESTROOM ON THE WALL BELOW THE DESKWORK AREA TERMINATED ON AN 8-PIN RJ45 FEMALE JACK FOR WIRELESS ACCESS POINT INFRASTRUCTURE (LINE PIERCE WAP)
- COORDINATE WAP LOCATION WITH CASEGOODS TO AVOID CONFLICT

CIVIL:
Choctaw Engineering, Inc.
112 Truxton Avenue
Fort Walton Beach, FL 32547
Phone: (850) 862-6211
Fax: (850) 863-8059
Email: msiner@choctaweng.com

STRUCTURAL:
Whispering Engineering Services, LLC
122 Nut Tree Court
Lexington, SC 29074
Phone: (803) 957-4008
Email: bill@weslex.com

MEP:
Allied Consulting Engineers
2905-D Queen City Drive
Charlotte, NC 28208
Phone: (704) 399-3943
Email: dbelk@allied-engineers.com

REVISIONS		
No.	Date	Description

Information contained on this drawing and in all digital files associated is authorized for use on the project named herein only and is the property of MISHRA ARCHITECTURE PLLC and may not be reproduced in any manner without express written or verbal permission from authorized individuals. Original drawing is 24"x36" and scales are as indicated. © 2008 MISHRA ARCHITECTURE PLLC



KEY PLAN

VTM Hotels, LLC

Home2Suites

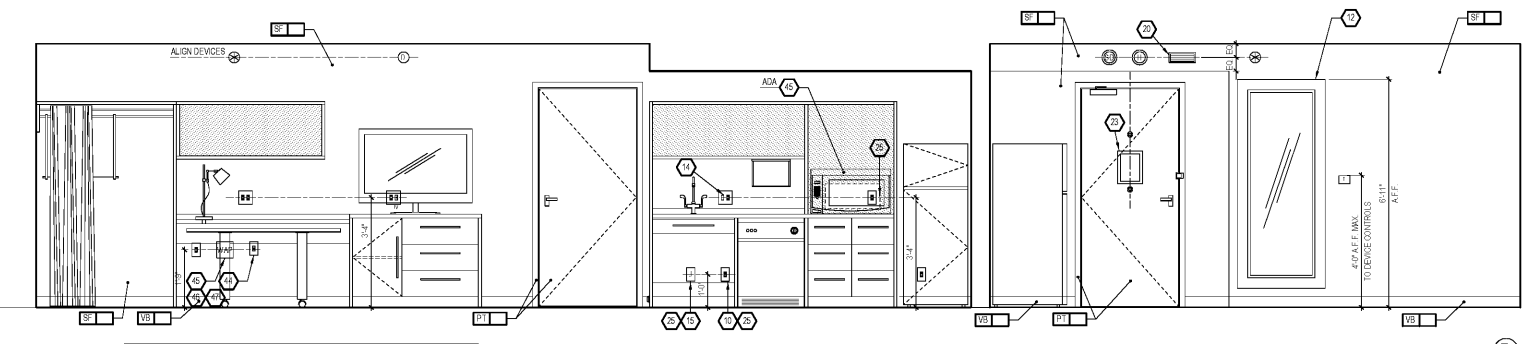
2630 Wilde Lake Blvd.
Pensacola, FL 32526

Drawing Title
Room Layouts

Phase
Construction Documents

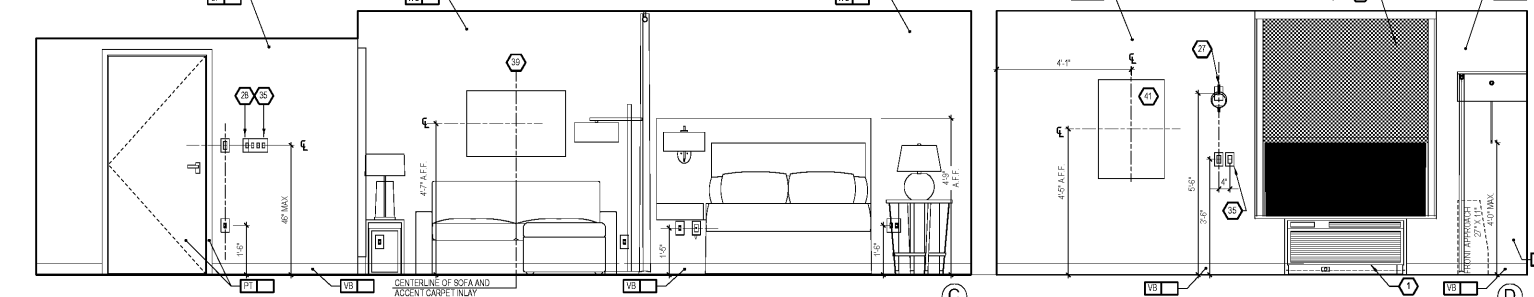
Project No.	17-101	Sheet No.	A506
Prepared by	Author		
Checked by	Checker		
Date	Aug 06, 2018		

Review




ALERT!
ELECTRICAL OUTLETS MUST FIT WITHIN THE PARTITIONED SECTION OF MILLWORK AS INDICATED. ELECTRICAL CONTRACTOR MUST STAGGER OUTLETS AS PER NOTES AND DETAILS IN THESE DRAWINGS, WHILE MAINTAINING RELATIVE POSITIONS AS SHOWN.

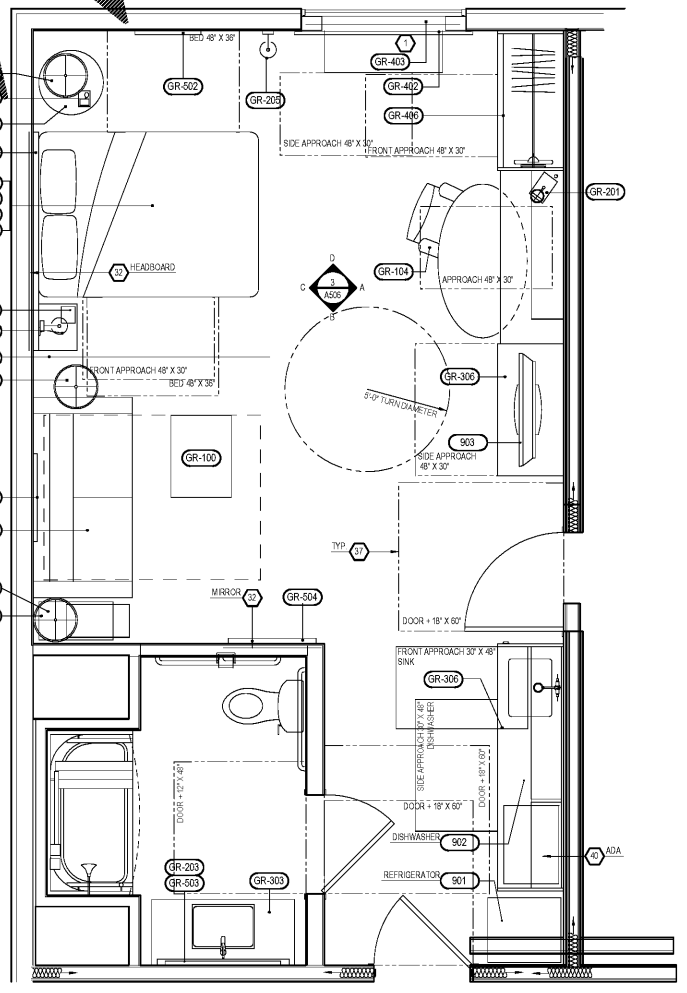
ALTERNATE LOCATION FOR WINDOW SHADE J-BOX AT LOCATIONS WHERE WINDOW DOES NOT EXTEND TO CEILING. J-BOX COVER TO BE PAINTED TO MATCH ADJACENT WALL FINISH.



INTERIOR ELEVATIONS - QUEEN
STUDIO - ACCESSIBLE
3/8" = 1'-0"



FLOOR FINISH PLAN
3/8" = 1'-0"



CONSTRUCTION PLAN
3/8" = 1'-0"

FURNISHINGS LEGEND:

XXX	FURNISHINGS LEGEND:
GR-100	OTTOMAN
GR-101	SLEEPER SOFA
GR-102	DNING CHAIR
GR-103	LOUNGE CHAIR
GR-104	TASK CHAIR
GR-200	SIDE TABLE LAMP
GR-201	TASK LAMP
GR-202	HEADBOARD WALL SCONCE
GR-203	VANITY LIGHT
GR-204	FLOOR LAMP
GR-205	END WALL SCONCE
GR-206	NIGHTSTAND TABLE LAMP
GR-207	END WALL SCONCE
GR-208	SOFA WALL SCONCE
GR-300	QUEEN HEADBOARD
GR-301	KING HEADBOARD
GR-302	VANITY
GR-303	ACCESSIBLE VANITY
GR-304-16	WORKING WALL
GR-317	NIGHTSTAND
GR-318	SIDE TABLE
GR-319	DINING TABLE
GR-400-03	ROLLER SHADE
GR-404	ROOM DIVIDER
GR-405-06	CLOSET DRAPERY
GR-500	ARTWORK AT SLEEPER SOFA
GR-501	ARTWORK AT DINING TABLE
GR-502	ARTWORK AT END WALL
GR-503	VANITY MIRROR
GR-504	WALL MIRROR
GR-600	QUEEN BOXSPRING COVER
GR-601	KING BOXSPRING COVER
GR-602	QUEEN BED BASE
GR-603	KING BED BASE
GR-604	QUEEN COVERLET
GR-605	KING COVERLET
801	REFRIGERATOR
802	REFRIGERATOR
902	DISHWASHER
903	TELEVISION
904	CLOCK/RADIO
905	TELEPHONE
906	QUEEN MATTRESS & BOXSPRING
907	KING MATTRESS & BOXSPRING
908	SHOWER CURTAIN ROD
909	SHOWER CURTAIN

Order Plans @